



AFP SURVEILLANCE

26-Mar-18

Week 12, ending 25 March 2018

Number 1016

Table 1: Acute Flaccid Paralysis (AFP) cases by week of onset

Country	Reported AFP cases by week of onset - Week (12/18) / Ending on : 25/03/2018														
	Total AFP 2016	Total AFP 2017	Total AFP to date, 2018	W01 07 Jan 18	W02 14 Jan 18	W03 21 Jan 18	W04 28 Jan 18	W05 04 Feb 18	W06 11 Feb 18	W07 18 Feb 18	W08 25 Feb 18	W09 04 Mar 18	W10 11 Mar 18	W11 18 Mar 18	W12 25 Mar 18
Afghanistan	2905	3094	779	68	86	79	71	64	70	76	65	79	74	43	4
Bahrain	14	18	12	0	2	0	0	4	1	2	2	0	0	1	0
Djibouti	3	4	0												
Egypt	1092	1242	324	25	25	39	23	22	14	41	35	34	29	33	4
Iran	776	820	182	44	26	19	12	19	12	19	10	17	3	1	0
Iraq	605	699	214	30	14	28	23	21	26	24	17	17	12	2	
Jordan ****	107	116	23	4	4	4	1	0	2	4	0	2	2	0	0
Kuwait	50	69	14	0	1	0	0	0	4	2	4	1	0	2	0
Lebanon ****	111	75	23	1	1	3	3	3	2	1	2	1	5	0	1
Libya	70	88	17	4	1	3	0	0	0	2	2	4	1	0	
Morocco	84	141	23	8	4	3	2	3	3	0					
Oman	39	40	5	0	0	0	0	1	1	1	2	0	0	0	0
Pakistan	7848	10256	2215	242	236	269	207	191	239	230	196	188	156	61	0
Palestine ****	46	43	14	2	1	1	2	1	2	1	3	1	0	0	0
Qatar	9	18	3	0	2	0	0	0	0	0	0	0	1	0	
Saudi Arabia	273	276	36	2	4	2	3	2	3	5	6	4	5	0	0
Somalia	316	345	78	6	5	9	6	3	12	11	7	12	4	3	0
Sudan	509	570	127	14	10	14	12	10	11	17	13	15	5	6	0
Syria ****	303	362	88	10	2	5	11	5	18	6	14	5	11	1	
Tunisia	90	67	20	4	3	0	2	2	2	3	3	1	0	0	
U.A.E	42	58	13	1	1	4	1	0	1	2	1	1	0	1	
Yemen	715	713	207	19	15	17	26	19	22	18	17	22	20	12	
Total EMR	16007	19114	4417	484	443	499	405	370	445	465	399	404	328	166	9

□ No data = No report received

Table 2: Confirmed polio cases by month of onset

Country	Total year 2016	Total year 2017	25/03		Confirmed polio cases by month of onset												
			2017	2018	April 2017	May 2017	June 2017	July 2017	August 2017	September 2017	October 2017	November 2017	December 2017	January 2018	February 2018	March 2018	
Afghanistan	13	14	3	6	1	0	1	1		1	3	2	2	3	3		
Bahrain	0	0	0	0	0	0	0	0	0	0	0	0	0				
Djibouti	0	0	0	0													
Egypt	0	0	0	0	0	0	0	0	0	0	0	0	0				
Iran	0	0	0	0	0	0	0	0	0	0	0	0	0	0			
Iraq	0	0	0	0	0	0	0	0	0	0	0	0	0				
Jordan ****	0	0	0	0	0	0	0	0	0	0	0	0	0	0			
Kuwait	0	0	0	0	0	0	0	0	0	0	0	0	0	0			
Lebanon ****	0	0	0	0	0	0	0	0	0	0	0	0	0	0			
Libya	0	0	0	0	0	0	0	0	0	0	0	0	0	0	0		
Morocco	0	0	0	0	0	0	0	0	0	0	0	0	0				
Oman	0	0	0	0	0	0	0	0	0	0	0	0	0	0	0		
Pakistan	20	8	2	0	0	0	1	0	2	0	0	3	0	0			
Palestine ****	0	0	0	0	0	0	0	0	0	0	0	0	0	0			
Qatar	0	0	0	0	0	0	0	0	0	0	0	0	0	0			
Saudi Arabia	0	0	0	0	0	0	0	0	0	0	0	0	0				
Somalia	0	0	0	0	0	0	0	0	0	0	0	0	0	0			
Sudan	0	0	0	0	0	0	0	0	0	0	0	0	0	0			
Syria ****	0	0	0	0	0	0	0	0	0	0	0	0	0	0			
Tunisia	0	0	0	0	0	0	0	0	0	0	0	0	0	0			
U.A.E	0	0	0	0	0	0	0	0	0	0	0	0	0	0			
Yemen	0	0	0	0	0	0	0	0									
Total EMR	33	22	5	6	1	0	2	1	2	1	3	5	2	3	3	0	

**** UNRWA cases are included with those of country of residence



Table 3: Investigation of AFP cases with paralysis onset in 2017 & 2018 up to Week (12/18) / Ending on : 25/03/2018

COUNTRY	2017												2018												Latest line List Date
	AFP									Specimen	Wild cases ****		AFP									Specimen	Wild cases ****		
	Total AFP cases onset 2017	Case classification					Non polio AFP rate **	AFP cases pending classification > 90 days from onset of paralysis	AFP cases pending classification and lab > 90 days from onset of paralysis	% with *** adequate specimens	Wild P1 Poliovirus	Wild P3 Poliovirus	Total AFP cases onset 2018	Case classification					Annualized Non polio AFP rate **	AFP cases pending classification > 90 days from onset of paralysis	AFP cases pending classification and lab > 90 days from onset of paralysis	% with *** adequate specimens	Wild P1 Poliovirus	Wild P3 Poliovirus	
		Total Confirmed Polio Cases *	Polio Compatible	Pending Classification	Discarded (non polio AFP)	VDPV								Total Confirmed Polio Cases *	Polio Compatible	Pending Classification	Discarded (non polio AFP)	VDPV							
Afghanistan	3094	14	0	22	3058	1	15.2	20	1	93.6	14	0	779	6	0	237	536	0	16.6	0	0	96.3	6	0	25-03-2018
Bahrain	18	0	0	0	18	0	6.2	0	0	100.0	0	0	12	0	0	12	0	0	18.0	0	0	83.3	0	0	25-03-2018
Djibouti	4	0	0	4	0	0	1.3	4	4	100.0	0	0	0	0	0	0	0	0	0.0	0	0		0	0	10-04-2017
Egypt	1242	0	0	0	1240	2	3.3	0	0	94.4	0	0	324	0	0	114	210	0	3.8	0	0	75.6	0	0	22-03-2018
Iran	820	0	0	0	820	0	4.3	0	0	96.7	0	0	182	0	0	12	169	0	4.1	0	0	96.2	0	0	25-03-2018
Iraq	699	0	0	0	699	0	4.7	0	0	86.7	0	0	214	0	0	54	160	0	6.2	0	0	89.7	0	0	23-03-2018
Jordan	116	0	0	0	116	0	4.2	0	0	100.0	0	0	23	0	0	15	8	0	3.4	0	0	100.0	0	0	25-03-2018
Kuwait	69	0	0	1	68	0	7.5	1	0	92.8	0	0	14	0	0	5	9	0	6.6	0	0	85.7	0	0	25-03-2018
Lebanon	75	0	0	0	75	0	4.0	0	0	80.0	0	0	23	0	0	11	12	0	5.4	0	0	100.0	0	0	23-03-2018
Libya	88	0	0	0	88	0	4.3	0	0	96.6	0	0	17	0	0	4	13	0	2.9	0	0	94.1	0	0	24-03-2018
Morocco	141	0	0	42	99	0	1.3	40	0	66.7	0	0	23	0	0	15	8	0	1.1	0	0	78.3	0	0	23-02-2018
Oman	40	0	0	0	40	0	4.5	0	0	90.0	0	0	5	0	0	1	4	0	2.5	0	0	80.0	0	0	25-03-2018
Pakistan	10256	8	1	116	10131	0	13.1	113	0	85.7	8	0	2215	0	0	125	2089	0	12.3	0	0	91.2	0	0	25-03-2018
Palestine	43	0	0	0	43	0	2.3	0	0	97.7	0	0	14	0	0	13	1	0	3.2	0	0	100.0	0	0	25-03-2018
Qatar	18	0	0	0	18	0	6.1	0	0	100.0	0	0	3	0	0	3	0	0	3.6	0	0	100.0	0	0	18-03-2017
Saudi Arabia	276	0	0	0	276	0	3.5	0	0	98.9	0	0	36	0	0	36	0	0	1.9	0	0	94.4	0	0	25-03-2018
Somalia	345	0	0	1	344	0	6.0	1	1	99.1	0	0	78	0	0	19	59	0	5.3	0	0	97.4	0	0	25-03-2018
Sudan	570	0	0	0	570	0	3.2	0	0	96.3	0	0	127	0	0	20	107	0	3.1	0	0	97.6	0	0	25-03-2018
Syria	362	0	1	0	287	74	4.7	0	0	80.9	0	0	88	0	0	22	66	0	4.9	0	0	92.0	0	0	24-03-2018
Tunisia	67	0	0	0	67	0	2.5	0	0	74.6	0	0	20	0	0	12	8	0	3.3	0	0	75.0	0	0	23-03-2018
U.A.E	58	0	0	0	58	0	5.7	0	0	96.6	0	0	13	0	0	6	7	0	5.6	0	0	100.0	0	0	24-03-2018
Yemen	713	0	0	248	465	0	5.2	238	207	90.2	0	0	207	0	0	207	0	0	6.4	0	0	96.6	0	0	24-03-2018
EMR	19114	22	2	434	18580	77	7.7	417	213	88.9	22	0	4417	6	0	943	3466	0	7.7	0	0	91.6	6	0	
2016	16008	33	5	1	15961	8	6.4	0	0	89.6	33	0													

* Confirmed polio cases refer to wild isolation from AFP cases or from contacts of negative index AFP cases

** Non-polio AFP per 100,000 children <15 years

*** Adequate here refers to two stool specimens collected at least 24 hours apart, within 14 days of paralysis onset

**** AFP cases co infected with P1 and P3 are counted separately as wild isolates



World Health Organization – Regional Office for Eastern Mediterranean
AFP SURVEILLANCE
Week 12, ending 25 March 2018

26-Mar-18
Number 1016

Table 4 (a): Lab results of contacts' samples in EMR, 2017 - 2018

COUNTRY	2017						2018					
	# OF CONTACTS	LAB RESULTS					# OF CONTACTS	LAB RESULTS				
		WILD	VDPV	SL	NPEV	PENDING		WILD	VDPV	SL	NPEV	PENDING
AFG	1424	1	0	88	347	0	178	0	0	10	8	26
BAH	2	0	0	0	0	0	1	0	0	0	0	1
DJI	0	0	0	0	0	0	0	0	0	0	0	0
EGY	450	0	0	9	63	18	91	0	0	6	7	23
IRN	143	0	0	5	1	0	11	0	0	0	0	0
IRQ	698	0	0	18	101	16	239	0	0	2	15	33
JOR	2	0	0	0	0	0	0	0	0	0	0	0
KUW	8	0	0	0	0	2	0	0	0	0	0	0
LEB	92	0	0	2	3	21	45	0	0	0	1	21
LIB	4	0	0	0	0	1	0	0	0	0	0	0
MOR	84	0	0	0	7	0	3	0	0	0	0	1
OMA	115	0	0	1	24	1	23	0	0	0	4	0
PAK	3751	2	0	234	895	4	920	0	0	59	64	130
PAL	0	0	0	0	0	0	0	0	0	0	0	0
QAT	0	0	0	0	0	0	0	0	0	0	0	0
SAA	0	0	0	0	0	0	0	0	0	0	0	0
SOM	1034	0	0	37	113	4	230	0	0	19	6	52
SUD	385	0	0	6	32	46	90	0	0	0	7	34
SYR	570	0	63	3	11	0	170	0	0	0	0	30
TUN	26	0	0	0	0	0	3	0	0	0	0	1
UAE	2	0	0	0	0	0	0	0	0	0	0	0
YEM	1737	0	0	43	114	667	377	0	0	0	0	377
EMR	10527	3	63	446	1711	780	2381	0	0	96	112	729

Table 4 (B): Most recent wild contacts in EMRO, 2017 - 2018

Year	Country	Data	
		Count of wild contacts	Date of Most Recent stool collection
2017	Pakistan	2	04-12-17
	Afghanistan	1	21-05-17
2017 Total		3	04-12-17

Table 4 (C): Number and distribution by district of -ve index AFP cases identified as wild positive by contact in EMR, 2017-2018

YEAR	COUNTRY	PROVINCE	DISTRICT	COUNT	First case	Last case
2017	AFG	HILMAND	NAWZAD	1	16-04-17	16-04-17
	AFG Total				1	16-04-17



Table 5: Laboratory investigation of AFP cases with paralysis onset in 2018 up to Week (12/18) / Ending on : (25/03/2018)

Country	Polio laboratories Sequencing performed by EGY, PAK, TUN, CDC and RIVM laboratories	AFP cases with specimens	Preliminary virus isolation results of AFP cases						Poliovirus intratypic differentiation results #										Indicators				Latest report Date									
			Referred for ITD		NPEV only	Negative	Pending		Type 1			Type 2			Type 3			Discordant pending sequence	NPEV by PCR	Non-EV	Pending ITD	% specimens positive for NPEV*		% AFP cases with culture results within 14 days	% AFP cases with ITD results within 7 days	% AFP cases with ITD results within 45 days of onset**						
			L20B+	L20B+ NPEV			received < = 14 days	received > 14 days ago	Wild	Sabin	VDPV	Wild	Sabin	VDPV	Wild	Sabin	VDPV															
Afghanistan	RRL Pakistan	728	39	1	62	488	123	15	6	22												8%	95%	100%	99%	24/03/2018						
Bahrain	PNL Oman	11					11																			19/03/2018						
Djibouti	NPL Kenya																										10/04/2017					
Egypt***	RRL Egypt	309	14	3	26	181	62	23		7											1						10%	100%	100%	100%	22/03/2018	
Iran	NPL Iran	193	7		3	172	11			5			1										1%	99%	100%	100%	24/03/2018					
Iraq	RRL Egypt	216	6		13	172	21	4															7%	100%	100%	100%	22/03/2018					
Jordan	RRL EGYPT	23	1		2	19	1																8%	100%	100%	100%	21/03/2018					
Kuwait	RRL Kuwait	13			1	11		1															3%	100%				100%	25/03/2018			
Lebanon	NPL Jordan	21	1		2	14	4																8%	100%					21/03/2018			
Libya	RRL Tunisia	17				14	3																0%	100%				93%	22/03/2018			
Morocco	NPL Morocco	41			1	32	8																7%	100%				97%	23/03/2018			
Oman	NPL Oman	4				4																	14%	100%				100%	19/03/2018			
Pakistan	RRL Pakistan	2216	133	9	186	1523	324	43		83												1						8%	99%	99%	99%	24/03/2018
Palestine & UNRWA		14			1	13																		7%	71%				100%	25/03/2018		
Qatar	NPL Oman	3				2	1																	0%	100%				100%	19/03/2018		
Saudi Arabia	NPL Oman	44				27	16	1																0%	100%					22/03/2018		
Somalia	NPL Kenya	78	8		2	49	6	13		5			2											3%	20%				100%	25/03/2018		
Sudan	RRL Egypt	129	1		12	100	13	3																12%	100%					25/03/2018		
Syria	RRL Egypt	81	1			70	8	2																0%	100%					22/03/2018		
Tunisia	RRL Tunisia	22				21	1																	0%	100%				100%	22/03/2018		
U.A.E	NPL Oman	11				7	4																	0%	100%				86%	19/03/2018		
Yemen	RRL Egypt																													22/03/2018		
Total EMR 2018		4174	211	13	311	2919	617	105	6	122			3									2			7%	97%	100%	99%				
Total EMR 2017		18255	940	103	3562	13628		21	21	596			10	34 *	704	1	21	25	4				16%	98%	99%	96%						

* Specimens from all sources including non-AFP cases, excluding environmental samples

* In 2017, 41 cVDPV2 were isolated from Syria by other Global Polio Laboratories Network (GPLN)

** This indicator reflects surveillance and laboratory activities

Syria reported a total of 74 cVDPV2 cases in 2017 out of which 8 were identified by positive contacts



Table 6: Environmental isolate by year and type

Country	Status	2015	2016	2017	2018
AFG	NEGATIVE	129	183	274	44
	PENDING				8
	WILD	20	2	42	12
AFG Total		149	185	316	64
EGY	NEGATIVE	495	528	522	101
	PENDING				23
	VDPV2	3	1		
EGY Total		498	529	522	124
IRN	NEGATIVE			6	10
IRN Total				6	10
JOR	NEGATIVE		2	31	6
	PENDING				2
JOR Total			2	31	8
LEB	NEGATIVE		4	27	4
	PENDING				2
LEB Total			4	27	6
PAK	NEGATIVE	347	462	523	106
	PENDING				30
	WILD	79	59	105	16
	WILD & VDPV2	5	3	1	
	VDPV2	8	5	4	
PAK Total		439	529	633	152
SOM	NEGATIVE			34	31
	PENDING				14
	VDPV2			2	3
SOM Total				36	48
SYR	NEGATIVE			5	8
	PENDING				5
SYR Total				5	13
Grand Total		1086	1249	1576	425

Table 7: Environmental Wild/VDPV isolate by site

Country	COUNTRY	Status	PROVINCE	DISTRICT	Count	First date	Last date			
2017	AFG	WILD	HILMAND	LASHKARGAH	8	26-Apr	26-Dec			
				NAHR-E-SARAJ	1	25-Sep	25-Sep			
				KABUL	1	25-Oct	25-Oct			
				KANDAHAR	18	26-Jan	27-Dec			
				KUNAR	1	25-Dec	25-Dec			
				NANGARHAR	3	24-Sep	26-Dec			
				JALALABAD	10	24-Jan	26-Dec			
				AFG Total	42	24-Jan	27-Dec			
				PAK	WILD	BALOCHISTAN	KABDULLAH	12	1-Jan	15-Oct
							LORALAI	3	17-Sep	17-Nov
	PISHIN	5	2-Jan				2-Oct			
	QUETTA	12	1-Jan				20-Dec			
	ZHOB	1	18-Dec				18-Dec			
	ISLAMABAD	5	10-Feb				10-Jul			
	KHYBER PAKHTUNKHWA	8	10-Jan				11-Dec			
	PUNJAB	1	18-Dec				18-Dec			
	MULTAN	1	9-Jan				9-Jan			
	RAWALPINDI	8	10-Jan				10-Oct			
	SINDH	4	11-Aug				13-Dec			
	JACOBABAD	1	15-Aug				15-Aug			
	KAMBAR	2	8-Aug				3-Nov			
	KHIBALDIA	21	9-Jan				12-Dec			
	KHIGADAP	6	3-Feb				10-Oct			
	KHIGORANGI	1	16-Oct				16-Oct			
	KHILANDHI	7	16-Mar				14-Dec			
	KHISITE	5	7-Aug	4-Dec						
	SUKKUR	2	11-Apr	19-Sep						
WILD & VDPV2	1	15-Jul	15-Jul							
VDPV2	1	2-May	2-May							
QUETTA	3	3-Apr	29-May							
PAK Total	110	1-Jan	20-Dec							
SOM	VDPV2	BANADIR	WABERI	2	22-Oct	2-Nov				
SOM Total	2	22-Oct	2-Nov							
2017 Total				154	1-Jan	27-Dec				
2018	AFG	WILD	HILMAND	LASHKARGAH	1	8-Jan	8-Jan			
				KABUL	1	26-Feb	26-Feb			
				KANDAHAR	3	8-Jan	8-Jan			
				NANGARHAR	2	28-Jan	25-Feb			
				JALALABAD	5	27-Jan	24-Feb			
	AFG Total	12	8-Jan	26-Feb						
	PAK	WILD	BALOCHISTAN	KABDULLAH	1	1-Jan	1-Jan			
				QUETTA	1	13-Feb	13-Feb			
				ISLAMABAD	1	10-Jan	10-Jan			
				KHYBER PAKHTUNKHWA	1	5-Jan	5-Jan			
				PUNJAB	3	10-Jan	10-Mar			
				DERA GHAZI KHAN	1	12-Feb	12-Feb			
				RAWALPINDI	1	10-Jan	10-Jan			
				SINDH	1	9-Feb	9-Feb			
				JACOBABAD	1	12-Feb	12-Feb			
				KHIGADAP	1	15-Feb	15-Feb			
				KHILANDHI	1	10-Jan	10-Jan			
				KHISITE	1	1-Jan	1-Jan			
				SUKKUR	1	8-Feb	8-Feb			
				KHILIAQAT	1	7-Mar	7-Mar			
				PAK Total	16	1-Jan	10-Mar			
				SOM	VDPV2	BANADIR	HAMAR WEYN	2	4-Jan	11-Jan
	HODAN	1	22-Feb	22-Feb						
	SOM Total	3	4-Jan	22-Feb						
	2018 Total				31	1-Jan	10-Mar			



Figure 1: Non Polio AFP Rate and Wild Virus in EMR 01/01/2018 - 25/03/2018

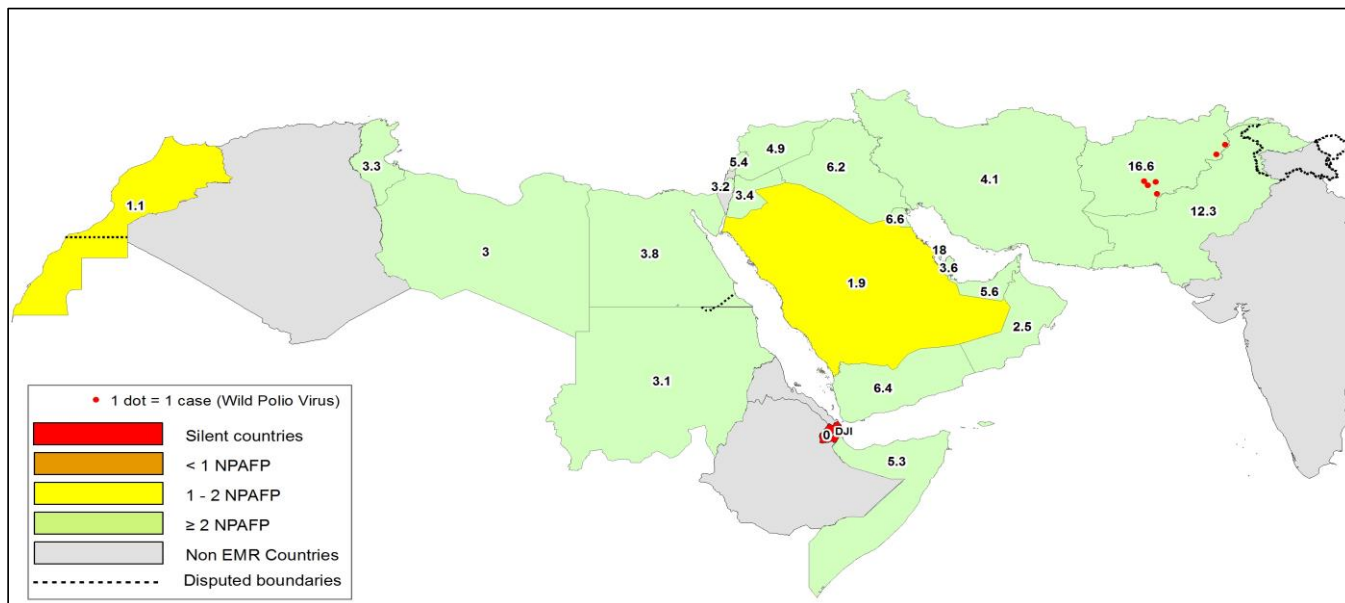


Figure 2: Percent of AFP cases with Adequate Samples & Compatible Cases in EMR 01/01/2018 - 25/03/2018

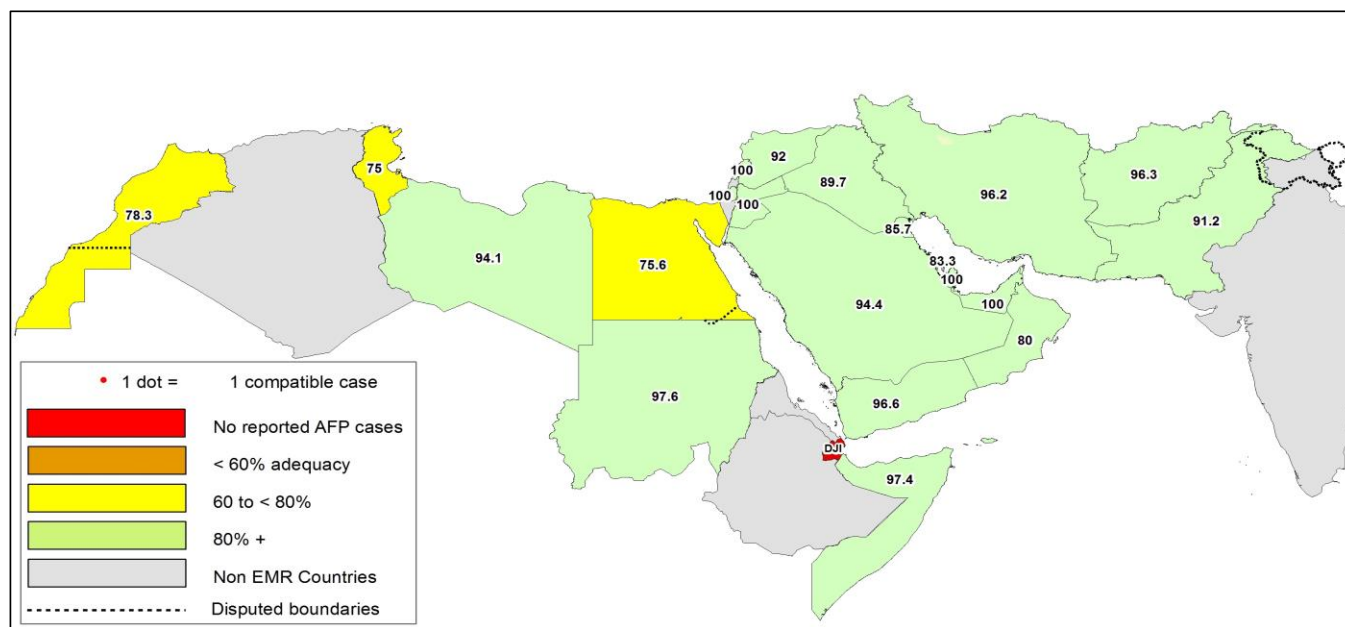


Table 8: Wild polio cases by country and date of onset of paralysis in EMR, 2017 - 2018

Year	COUNTRY	Count	First Case	Last Case
2018	AFG	6	01-01-18	25-02-18
2018 Total		6	01-01-18	25-02-18
2017	AFG	14	13-01-17	28-12-17
	PAK	8	28-01-17	15-11-17
2017 Total		22	13-01-17	28-12-17

Last reported wild Polio P3 from Pakistan with date of onset 18/04/2012



Figure 3: Non Polio AFP rate by Province in Afghanistan & by District in Pakistan 01/01/2018 - 25/03/2018

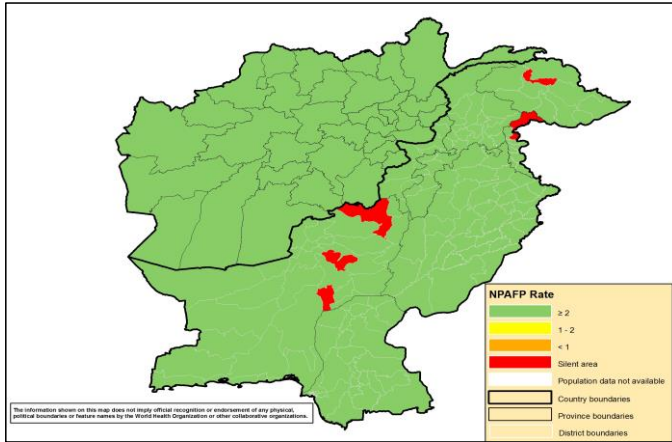


Figure 4: Percent of AFP cases with Adequate Samples in Afghanistan by Province & Pakistan by District 01/01/2018 - 25/03/2018

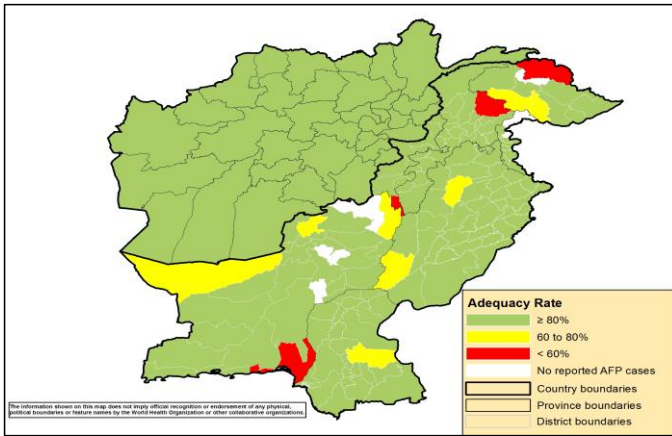
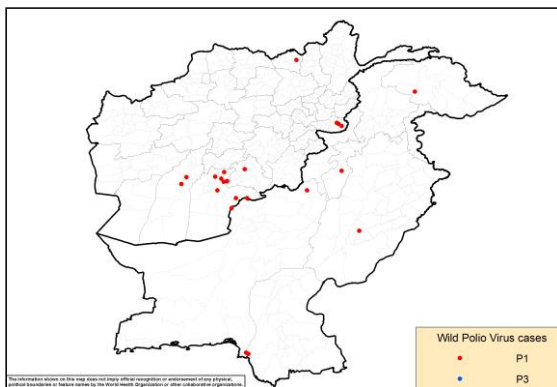


Figure 5: Wild Virus Cases by Type & District in Afghanistan & Pakistan

5a: 01/01/2017 - 31/12/2017



5b: 01/01/2018 - 25/03/2018

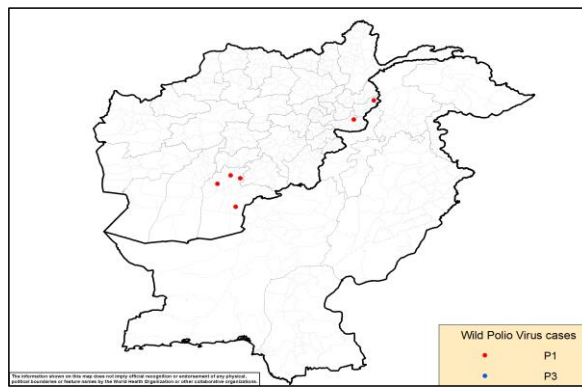




Table 9: Wild Polio cases by district and date of onset of paralysis, Afghanistan 2017-2018

ONSETYR	PROVINCE	DISTRICT	Count	First case	Last case
2018	KANDAHAR	KHAKREZ	1	25-02-18	25-02-18
		SHAHWALIKOT	2	05-01-18	19-02-18
		SPINBOLDAK	1	06-01-18	06-01-18
	KUNAR	GHAZIABAD	1	14-02-18	14-02-18
	NANGARHAR	KAMA	1	01-01-18	01-01-18
2018 Total			6	01-01-18	25-02-18
2017	KANDAHAR	SPINBOLDAK	1	28-12-17	28-12-17
		SHAHWALIKOT	5	19-06-17	03-12-17
		KANDAHAR	1	13-01-17	13-01-17
	NANGARHAR	MUHMAND DARA	1	05-11-17	05-11-17
		BATIKOT	2	15-09-17	11-10-17
	ZABUL	ARGHANDAB (Z)	1	10-07-17	10-07-17
	HILMAND	NAWZAD	1	16-04-17	16-04-17
		NAHR-E-SARAJ	1	21-01-17	21-01-17
KUNDUZ	DASHT-E-ARCHI	1	21-02-17	21-02-17	
2017 Total			14	13-01-17	28-12-17

Table 10: Wild Polio cases by district and date of onset of paralysis, Pakistan 2017-2018

ONSETYR	PROVINCE	DISTRICT	Count	First case	Last case
2017	BALOCHISTAN	ZHOB	1	15-11-17	15-11-17
		KABDULAH	2	11-06-17	13-11-17
	SINDH	KHIGADAP	1	09-11-17	09-11-17
		KHIGIQBAL	1	11-08-17	11-08-17
	KHYBER PAKHTOON	LAKKIMRWT	1	21-08-17	21-08-17
	GILGIT BALTISTAN	DIAMER	1	13-02-17	13-02-17
	PUNJAB	LODHRAN	1	28-01-17	28-01-17
2017 Total			8	28-01-17	15-11-17

Table 11: Circulating VDPV cases and date of onset of paralysis in EMR countries by districts 2017-2018

Year	COUNTRY	PROVINCE	DISTRICT	Count	First Case	Last Case
2017	SYR	HOMS	TADMOUR	1	10-07-17	10-07-17
		DEIR_AL_ZOUR	DEIR ALZOUR	1	30-06-17	30-06-17
		DEIR_AL_ZOUR	BOKAMAL	12	25-06-17	21-09-17
		DEIR_AL_ZOUR	MAYADEEN	58	05-03-17	09-09-17
		RAQUA	THAWRA	1	16-06-17	16-06-17
		RAQUA	TALABYAD	1	25-04-17	25-04-17
SYR Total				74	05-03-17	21-09-17
2017 Total				74	05-03-17	21-09-17



Table 12: VDPV2 and Sabin Like 2 isolates, EMRO countries 2017 - 2018

Country	Source	Poliovirus type 2 by month																		
		2017												2018						
		Jan	Feb	Mar	Apr	May	Jun	Jul	Aug	Sep	Oct	Nov	Dec	Jan	Feb	Mar				
V2	S2	V2	S2	V2	S2	V2	S2	V2	S2	V2	S2	V2	S2	V2	S2	V2	S2	V2	S2	
AFG	AFP																			
	Contact																			
	Others*		1																	
BAH	AFP																			
	Contact																			
	Others*																			
DJI	AFP																			
	Contact																			
	Others*																			
EGY	AFP																			
	Contact																			
	ENV																			
	Others*																			
IRN	AFP																			
	Contact																			
	Others*																			
IRQ	AFP																			
	Contact																			
	Others*																			
JOR	AFP																			
	Contact																			
	ENV																			
	Others*																			
KWT	AFP																			
	Contact																			
	Others*																			
LEB	AFP																			
	Contact																			
	ENV																			
	Others*																			
LIB	AFP																			
	Contact																			
	Others*																			
MOR	AFP																			
	Contact																			
	Others*																			
OMA	AFP																			
	Contact																			
	Others*																			
PAK	AFP																			
	Contact																			
	ENV																			
	Others*																			
PNA	AFP																			
	Contact																			
	Others*																			
QAT	AFP																			
	Contact																			
	Others*																			
SAA	AFP																			
	Contact																			
	Others*																			
SUD	AFP																			
	Contact																			
	Others*																			
SOM	AFP																			
	Contact																			
	ENV																			
	Others*																			
SYR	AFP																			
	Contact																			
	ENV																			
	Others*																			
TUN	AFP																			
	Contact																			
	Others*																			
UAE	AFP																			
	Contact																			
	Others*																			
YEM	AFP																			
	Contact																			
	Others*																			
EMR	AFP																			
	Contact																			
	ENV																			
	Others*																			

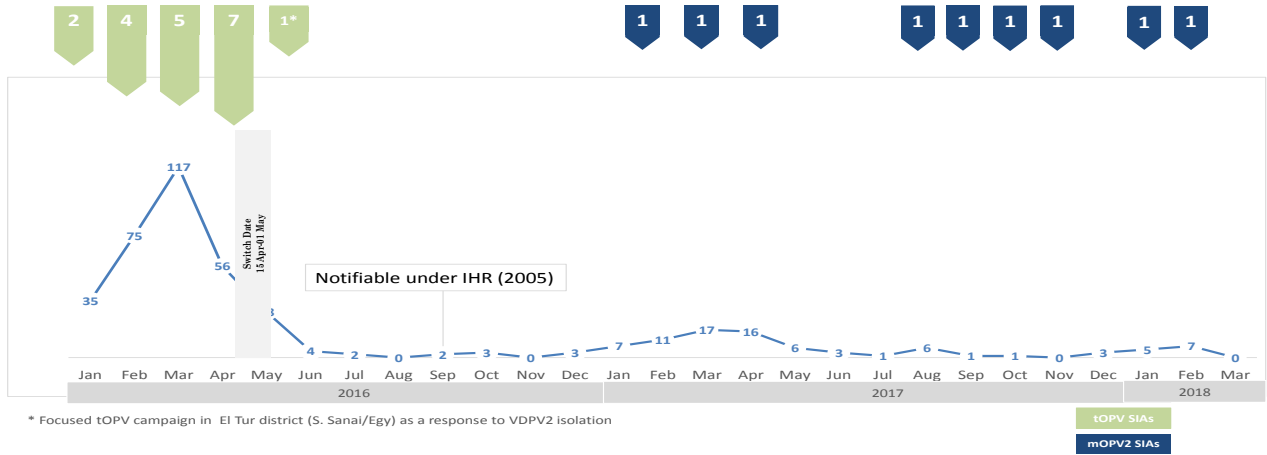
VDPV2

*Other: Healthy children, PIDs

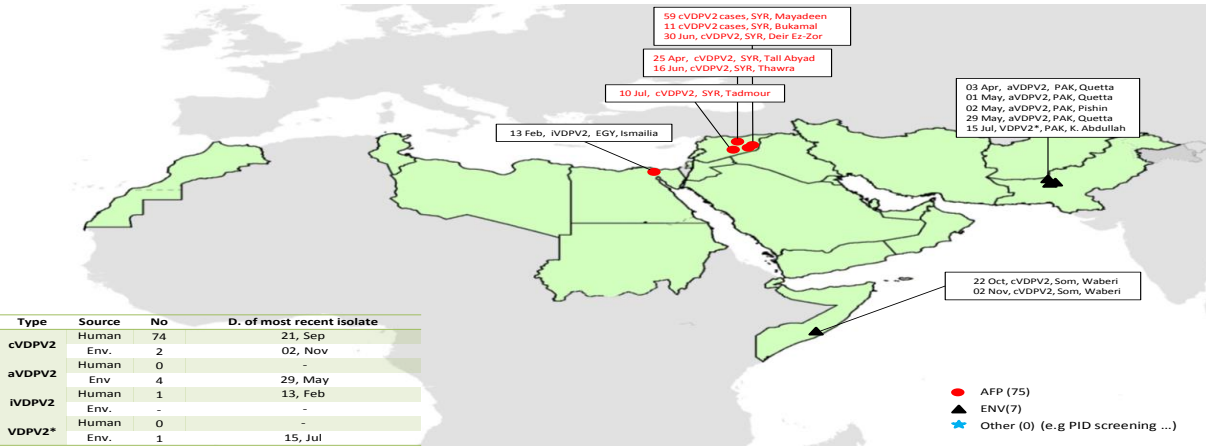
** VPDP2 isolated from index and contact at the same time



Sabin Like Type-2 Poliovirus Isolates (H & E) EMR, 2016-17-18



VDPV2 isolates, EMR countries, 2017



VDPV2 isolates, EMR countries, 2018

