



AFP SURVEILLANCE

19-Mar-18

Week 11, ending 18 March 2018

Number 1015

Table 1: Acute Flaccid Paralysis (AFP) cases by week of onset

Country	Reported AFP cases by week of onset - Week (11/18) / Ending on : 18/03/2018														
	Total AFP 2016	Total AFP 2017	Total AFP to date, 2018	W52 31 Dec 17	W01 07 Jan 18	W02 14 Jan 18	W03 21 Jan 18	W04 28 Jan 18	W05 04 Feb 18	W06 11 Feb 18	W07 18 Feb 18	W08 25 Feb 18	W09 04 Mar 18	W10 11 Mar 18	W11 18 Mar 18
Afghanistan	2905	3094	720	59	69	85	79	71	64	69	73	65	78	55	12
Bahrain	14	18	11	0	0	2	0	0	4	1	2	2	0	0	0
Djibouti	3	4	0												
Egypt	1092	1242	277	11	25	25	39	23	22	14	41	35	35	16	2
Iran	776	820	177	22	44	26	20	12	19	12	19	10	13	2	0
Iraq	605	699	205	21	30	14	28	23	21	25	24	17	16	7	
Jordan ****	107	116	23	0	4	4	4	1	0	2	4	0	2	2	
Kuwait	50	69	12	2	0	1	0	0	0	4	2	4	1	0	0
Lebanon ****	111	75	19	2	1	1	3	3	3	2	1	2	1	2	
Libya	70	88	16	2	4	1	3	0	0	0	2	2	4	0	
Morocco	84	141	23	5	8	4	3	2	3	3	0				
Oman	39	40	5	1	0	0	0	0	1	1	1	2	0	0	0
Pakistan	7848	10256	2008	166	242	237	267	207	188	232	220	188	171	54	2
Palestine ****	46	43	14	2	2	1	1	2	1	2	1	3	1	0	0
Qatar	9	18	3	0	0	2	0	0	0	0	0	0	0	1	0
Saudi Arabia	273	276	36	5	2	4	2	3	2	3	5	6	4	5	0
Somalia	316	345	74	3	6	5	9	6	3	12	11	7	12	3	0
Sudan	509	570	115	5	14	10	14	12	10	11	17	13	14	0	0
Syria ****	303	362	80	4	10	2	5	11	5	18	6	14	5	4	0
Tunisia	90	67	15	1	4	2	0	1	2	2	2	1	1	0	
U.A.E	42	58	13	1	1	1	4	1	0	1	2	1	1	0	1
Yemen	715	713	172	10	19	15	17	26	19	21	18	15	19	3	
Total EMR	16007	19114	4018	322	485	442	498	404	367	435	451	387	378	154	17

□ No data = No report received

Table 2: Confirmed polio cases by month of onset

Country	Total year 2016	Total year 2017	18/03		Confirmed polio cases by month of onset												
			2017	2018	April 2017	May 2017	June 2017	July 2017	August 2017	September 2017	October 2017	November 2017	December 2017	January 2018	February 2018	March 2018	
Afghanistan	13	14	3	5	1	0	1	1		1	3	2	2	3	2		
Bahrain	0	0	0	0	0	0	0	0	0	0	0	0	0				
Djibouti	0	0	0	0													
Egypt	0	0	0	0	0	0	0	0	0	0	0	0	0				
Iran	0	0	0	0	0	0	0	0	0	0	0	0	0				
Iraq	0	0	0	0	0	0	0	0	0	0	0	0	0				
Jordan ****	0	0	0	0	0	0	0	0	0	0	0	0	0	0			
Kuwait	0	0	0	0	0	0	0	0	0	0	0	0	0	0			
Lebanon ****	0	0	0	0	0	0	0	0	0	0	0	0	0	0			
Libya	0	0	0	0	0	0	0	0	0	0	0	0	0	0			
Morocco	0	0	0	0	0	0	0	0	0	0	0	0	0				
Oman	0	0	0	0	0	0	0	0	0	0	0	0	0	0			
Pakistan	20	8	2	0	0	0	1	0	2	0	0	3	0	0			
Palestine ****	0	0	0	0	0	0	0	0	0	0	0	0	0	0			
Qatar	0	0	0	0	0	0	0	0	0	0	0	0	0	0	0		
Saudi Arabia	0	0	0	0	0	0	0	0	0	0	0	0	0				
Somalia	0	0	0	0	0	0	0	0	0	0	0	0	0	0			
Sudan	0	0	0	0	0	0	0	0	0	0	0	0	0	0			
Syria ****	0	0	0	0	0	0	0	0	0	0	0	0	0	0			
Tunisia	0	0	0	0	0	0	0	0	0	0	0	0	0	0			
U.A.E	0	0	0	0	0	0	0	0	0	0	0	0	0	0			
Yemen	0	0	0	0	0	0	0	0	0	0	0	0	0	0			
Total EMR	33	22	5	5	1	0	2	1	2	1	3	5	2	3	2	0	

**** UNRWA cases are included with those of country of residence



Table 3: Investigation of AFP cases with paralysis onset in 2017 & 2018 up to Week (11/18) / Ending on : 18/03/2018

COUNTRY	2017												2018												Latest line List Date
	AFP									Specimen	Wild cases ****		AFP									Specimen	Wild cases ****		
	Total AFP cases onset 2017	Case classification					Non polio AFP rate **	AFP cases pending classification > 90 days from onset of paralysis	AFP cases pending classification and lab > 90 days from onset of paralysis		% with *** adequate specimens	Wild P1 Poliovirus	Wild P3 Poliovirus	Total AFP cases onset 2018	Case classification					Annualized Non polio AFP rate **	AFP cases pending classification > 90 days from onset of paralysis		AFP cases pending classification and lab > 90 days from onset of paralysis	% with *** adequate specimens	
		Total Confirmed Polio Cases *	Polio Compatible	Pending Classification	Discarded (non polio AFP)	VDPV				Total Confirmed Polio Cases *					Polio Compatible	Pending Classification	Discarded (non polio AFP)	VDPV							
Afghanistan	3094	14	0	22	3058	1	15.2	18	1	93.6	14	0	720	5	0	222	493	0	16.7	0	0	96.5	5	0	18-03-2018
Bahrain	18	0	0	0	18	0	6.2	0	0	100.0	0	0	11	0	0	11	0	0	18.0	0	0	81.8	0	0	18-03-2018
Djibouti	4	0	0	4	0	0	1.3	4	4	100.0	0	0	0	0	0	0	0	0	0.0	0	0		0	0	10-04-2017
Egypt	1242	0	0	0	1240	2	3.3	0	0	94.4	0	0	277	0	0	91	186	0	3.5	0	0	88.1	0	0	15-03-2018
Iran	820	0	0	0	820	0	4.3	0	0	96.7	0	0	177	0	0	13	164	0	4.3	0	0	94.9	0	0	18-03-2018
Iraq	699	0	0	0	699	0	4.7	0	0	86.7	0	0	205	0	0	79	126	0	6.5	0	0	89.3	0	0	16-03-2018
Jordan	116	0	0	0	116	0	4.2	0	0	100.0	0	0	23	0	0	23	0	0	3.7	0	0	95.7	0	0	15-03-2018
Kuwait	69	0	0	1	68	0	7.5	1	0	92.8	0	0	12	0	0	3	9	0	6.2	0	0	91.7	0	0	18-03-2018
Lebanon	75	0	0	0	75	0	4.0	0	0	80.0	0	0	19	0	0	9	10	0	4.9	0	0	89.5	0	0	09-03-2018
Libya	88	0	0	0	88	0	4.3	0	0	96.6	0	0	16	0	0	8	8	0	3.0	0	0	93.8	0	0	17-03-2018
Morocco	141	0	0	42	99	0	1.3	39	0	66.7	0	0	23	0	0	15	8	0	1.2	0	0	78.3	0	0	23-02-2018
Oman	40	0	0	0	40	0	4.5	0	0	90.0	0	0	5	0	0	3	2	0	2.7	0	0	60.0	0	0	18-03-2018
Pakistan	10256	8	1	151	10096	0	13.1	123	0	85.7	8	0	2008	0	0	107	1900	0	12.2	0	0	91.4	0	0	18-03-2018
Palestine	43	0	0	0	43	0	2.3	0	0	97.7	0	0	14	0	0	13	1	0	3.5	0	0	100.0	0	0	18-03-2018
Qatar	18	0	0	0	18	0	6.1	0	0	100.0	0	0	3	0	0	3	0	0	4.0	0	0	100.0	0	0	18-03-2017
Saudi Arabia	276	0	0	0	276	0	3.5	0	0	98.9	0	0	36	0	0	36	0	0	2.1	0	0	94.4	0	0	18-03-2018
Somalia	345	0	0	1	344	0	6.0	1	1	99.1	0	0	74	0	0	28	46	0	5.5	0	0	97.3	0	0	18-03-2018
Sudan	570	0	0	0	570	0	3.2	0	0	96.3	0	0	115	0	0	21	94	0	3.0	0	0	97.4	0	0	18-03-2018
Syria	362	0	1	0	287	74	4.7	0	0	80.9	0	0	80	0	0	24	56	0	4.9	0	0	91.3	0	0	18-03-2018
Tunisia	67	0	0	0	67	0	2.5	0	0	74.6	0	0	15	0	0	9	6	0	2.7	0	0	73.3	0	0	16-03-2018
U.A.E	58	0	0	0	58	0	5.7	0	0	96.6	0	0	13	0	0	6	7	0	6.1	0	0	100.0	0	0	18-03-2018
Yemen	713	0	0	248	465	0	5.2	224	195	90.2	0	0	172	0	0	172	0	0	5.8	0	0	97.1	0	0	17-03-2018
EMR	19114	22	2	469	18545	77	7.7	410	201	88.9	22	0	4018	5	0	896	3116	0	7.7	0	0	92.6	5	0	
2016	16008	33	5	1	15961	8	6.4	0	0	89.6	33	0													

* Confirmed polio cases refer to wild isolation from AFP cases or from contacts of negative index AFP cases

** Non-polio AFP per 100,000 children <15 years

*** Adequate here refers to two stool specimens collected at least 24 hours apart, within 14 days of paralysis onset

**** AFP cases co infected with P1 and P3 are counted separately as wild isolates



World Health Organization – Regional Office for Eastern Mediterranean
AFP SURVEILLANCE
Week 11, ending 18 March 2018

19-Mar-18
Number 1015

Table 4 (a): Lab results of contacts' samples in EMR, 2017 - 2018

COUNTRY	2017						2018					
	# OF CONTACTS	LAB RESULTS					# OF CONTACTS	LAB RESULTS				
		WILD	VDPV	SL	NPEV	PENDING		WILD	VDPV	SL	NPEV	PENDING
AFG	1424	1	0	88	347	0	169	0	0	9	8	31
BAH	2	0	0	0	0	0	1	0	0	0	0	1
DJI	0	0	0	0	0	0	0	0	0	0	0	0
EGY	450	0	0	9	63	18	88	0	0	3	6	29
IRN	143	0	0	5	1	0	11	0	0	0	0	0
IRQ	698	0	0	18	101	16	227	0	0	2	12	59
JOR	2	0	0	0	0	0	0	0	0	0	0	0
KUW	8	0	0	0	0	2	0	0	0	0	0	0
LEB	92	0	0	2	3	21	41	0	0	0	1	20
LIB	4	0	0	0	0	1	0	0	0	0	0	0
MOR	84	0	0	0	7	0	3	0	0	0	0	1
OMA	115	0	0	1	24	1	18	0	0	0	0	11
PAK	3753	2	0	234	895	4	830	0	0	58	61	118
PAL	0	0	0	0	0	0	0	0	0	0	0	0
QAT	0	0	0	0	0	0	0	0	0	0	0	0
SAA	0	0	0	0	0	0	0	0	0	0	0	0
SOM	1034	0	0	37	113	5	223	0	0	17	6	78
SUD	385	0	0	6	32	46	70	0	0	0	7	16
SYR	570	0	62	3	11	0	156	0	0	0	0	38
TUN	26	0	0	0	0	0	3	0	0	0	0	1
UAE	2	0	0	0	0	0	0	0	0	0	0	0
YEM	1737	0	0	43	114	667	350	0	0	0	0	350
EMR	10529	3	62	446	1711	781	2190	0	0	89	101	753

Table 4 (B): Most recent wild contacts in EMRO, 2017 - 2018

Year	Country	Data	
		Count of wild contacts	Date of Most Recent stool collection
2017	Pakistan	2	04-12-17
	Afghanistan	1	21-05-17
2017 Total		3	04-12-17

Table 4 (C): Number and distribution by district of -ve index AFP cases identified as wild positive by contact in EMR, 2017-2018

YEAR	COUNTRY	PROVINCE	DISTRICT	COUNT	First case	Last case
2017	AFG	HILMAND	NAWZAD	1	16-04-17	16-04-17
	AFG Total				1	16-04-17



Table 5: Laboratory investigation of AFP cases with paralysis onset in 2018 up to Week (11/18) / Ending on : (18/03/2018)

Country	Polio laboratories Sequencing performed by EGY, PAK, TUN, CDC and RIVM laboratories	AFP cases with specimens	Preliminary virus isolation results of AFP cases						Poliovirus intratypic differentiation results #									Indicators				Latest report Date				
			Referred for ITD		NPEV only	Negative	Pending		Type 1			Type 2			Type 3			Discordant pending sequence	NPEV by PCR	Non-EV	Pending ITD		% specimens positive for NPEV*	% AFP cases with culture results within 14 days	% AFP cases with ITD results within 7 days	% AFP cases with ITD results within 45 days of onset**
			L20B+	L20B+ / NPEV			received < / = 14 days	received > 14 days ago	Wild	Sabin	VDPV	Wild	Sabin	VDPV	Wild	Sabin	VDPV									
Afghanistan	RRL Pakistan	661	37	1	54	447	121	1	5	22											8%	95%	100%	99%	17/03/2018	
Bahrain	PNL Oman	11					11																		19/03/2018	
Djibouti	NPL Kenya																									10/04/2017
Egypt***	RRL Egypt	265	14	3	26	178	43	1		7											10%	100%	100%	100%	18/03/2018	
Iran	NPL Iran	183	7		3	161	11	1		5			1									1%	99%	100%	100%	16/03/2018
Iraq	RRL Egypt	206	6		13	153	29	5														7%	100%	100%	100%	15/03/2018
Jordan	RRL EGYPT	23	1		2	18	2															9%	100%	100%	100%	18/03/2018
Kuwait	RRL Kuwait	13			1	8	2	2														5%	100%		100%	11/03/2018
Lebanon	NPL Jordan	17	1		2	10	4															10%	100%			18/03/2018
Libya	RRL Tunisia	16				12	4															0%	100%		92%	16/03/2018
Morocco	NPL Morocco	37			1	28	8															8%	100%		97%	16/03/2018
Oman	NPL Oman	4				4																14%	100%		100%	19/03/2018
Pakistan	RRL Pakistan	2008	128	9	164	1391	308	9		78												8%	99%	99%	99%	17/03/2018
Palestine & UNRWA		14			1	11		2														8%	75%		100%	18/03/2018
Qatar	NPL Oman	3				2	1															0%	100%		100%	19/03/2018
Saudi Arabia	NPL Oman	32				20	11	1														0%	100%			15/03/2018
Somalia	NPL Kenya	74	6		1	40	9	18		3			1									2%	26%		100%	18/03/2018
Sudan	RRL Egypt	107				11	76	8	12													14%	100%			18/03/2018
Syria	RRL Egypt	74	1			60	8	5														0%	100%			18/03/2018
Tunisia	RRL Tunisia	22				19	3															0%	100%		100%	16/03/2018
U.A.E	NPL Oman	11				7	4															0%	100%		86%	19/03/2018
Yemen	RRL Egypt																									18/03/2018
Total EMR 2018		3781	201	13	279	2645	587	57	5	115			2					2		8	7%	97%	99%	99%		
Total EMR 2017		18255	941	103	3561	13627		22	21	597			10	34 *	705	1	21	25	4		16%	98%	99%	96%		

* Specimens from all sources including non-AFP cases, excluding environmental samples

* In 2017, 41 cVDPV2 were isolated from Syria by other Global Polio Laboratories Network (GPLN)

** This indicator reflects surveillance and laboratory activities

Syria reported a total of 74 cVDPV2 cases in 2017 out of which 8 were identified by positive contacts



Table 6: Environmental isolate by year and type

Country	Status	2015	2016	2017	2018
AFG	NEGATIVE	129	183	274	34
	PENDING				19
	WILD	20	2	42	11
AFG Total		149	185	316	64
EGY	NEGATIVE	495	528	522	75
	PENDING				28
	VDPV2	3	1		
EGY Total		498	529	522	103
IRN	NEGATIVE			6	10
IRN Total				6	10
JOR	NEGATIVE		2	31	6
	PENDING				2
JOR Total			2	31	8
LEB	NEGATIVE		4	27	4
	PENDING				2
LEB Total			4	27	6
PAK	NEGATIVE	347	462	523	86
	PENDING				40
	WILD	79	59	105	14
	WILD & VDPV2	5	3	1	
	VDPV2	8	5	4	
PAK Total		439	529	633	140
SOM	NEGATIVE			33	28
	PENDING			1	14
	VDPV2			2	2
SOM Total				36	44
SYR	NEGATIVE			5	7
	PENDING				5
SYR Total				5	12
Grand Total		1086	1249	1576	387

Table 7: Environmental Wild/VDPV isolate by site

Country	Country	Status	Province	District	Count	First date	Last date		
2017	AFG	WILD	HILMAND	LASHKARGAH	8	26-Apr	26-Dec		
				NAHR-E-SARAJ	1	25-Sep	25-Sep		
				KABUL	1	25-Oct	25-Oct		
				KANDAHAR	18	26-Jan	27-Dec		
				ASADABAD	1	25-Dec	25-Dec		
			NANGARHAR	BEHSUD	3	24-Sep	26-Dec		
				JALALABAD	10	24-Jan	26-Dec		
			AFG Total				42	24-Jan	27-Dec
			PAK	WILD	BALOCHISTAN	KABDULLAH	12	1-Jan	15-Oct
						LORALAI	3	17-Sep	17-Nov
	PISHIN	5				2-Jan	2-Oct		
	QUETTA	12				1-Jan	20-Dec		
	ZHOB	1				18-Dec	18-Dec		
	ISLAMABAD	CDA				5	10-Feb	10-Jul	
		PESHAWAR				8	10-Jan	11-Dec	
	KHYBER PAKHTUNKHWA	LAHORE				1	18-Dec	18-Dec	
		MULTAN				1	9-Jan	9-Jan	
	PUNJAB	RAWALPINDI				8	10-Jan	10-Oct	
		SINDH				JACOBABAD	4	11-Aug	13-Dec
		KAMBAR				1	15-Aug	15-Aug	
		KHIBALDIA	2	8-Aug	3-Nov				
	KHIGADAP	21	9-Jan	12-Dec					
KHIGQBAL		6	3-Feb	10-Oct					
KHIKORANGI		1	16-Oct	16-Oct					
KHILANDHI		7	16-Mar	14-Dec					
KHISITE	5	7-Aug	4-Dec						
	SUKKUR	2	11-Apr	19-Sep					
WILD & VDPV2	BALOCHISTAN	KABDULLAH	1	15-Jul	15-Jul				
		PISHIN	1	2-May	2-May				
		QUETTA	3	3-Apr	29-May				
PAK Total				110	1-Jan	20-Dec			
SOM	VDPV2	BANADIR	WABERI	2	22-Oct	2-Nov			
SOM Total				2	22-Oct	2-Nov			
2017 Total				154	1-Jan	27-Dec			
2018	AFG	WILD	HILMAND	LASHKARGAH	1	8-Jan	8-Jan		
				KANDAHAR	3	8-Jan	8-Jan		
					BEHSUD	2	28-Jan	25-Feb	
				NANGARHAR	JALALABAD	5	27-Jan	24-Feb	
					AFG Total			11	8-Jan
	PAK	WILD	BALOCHISTAN	KABDULLAH	1	1-Jan	1-Jan		
				QUETTA	1	13-Feb	13-Feb		
				ISLAMABAD	1	10-Jan	10-Jan		
				KHYBER PAKHTUNKHWA	KOHAT	1	5-Jan	5-Jan	
					PESHAWAR	2	10-Jan	10-Feb	
				PUNJAB	DERA GHAZI KHAN	1	12-Feb	12-Feb	
					RAWALPINDI	1	10-Jan	10-Jan	
				SINDH	HYDERABAD	1	9-Feb	9-Feb	
					JACOBABAD	1	12-Feb	12-Feb	
					KHIGADAP	1	15-Feb	15-Feb	
					KHILANDHI	1	10-Jan	10-Jan	
				KHISITE	1	1-Jan	1-Jan		
					SUKKUR	1	8-Feb	8-Feb	
				PAK Total				14	1-Jan
	SOM	VDPV2	BANADIR	HAMAR WEYN	2	4-Jan	11-Jan		
	SOM Total				2	4-Jan	11-Jan		
	2018 Total				27	1-Jan	25-Feb		



Figure 1: Non Polio AFP Rate and Wild Virus in EMR 01/01/2018 - 18/03/2018

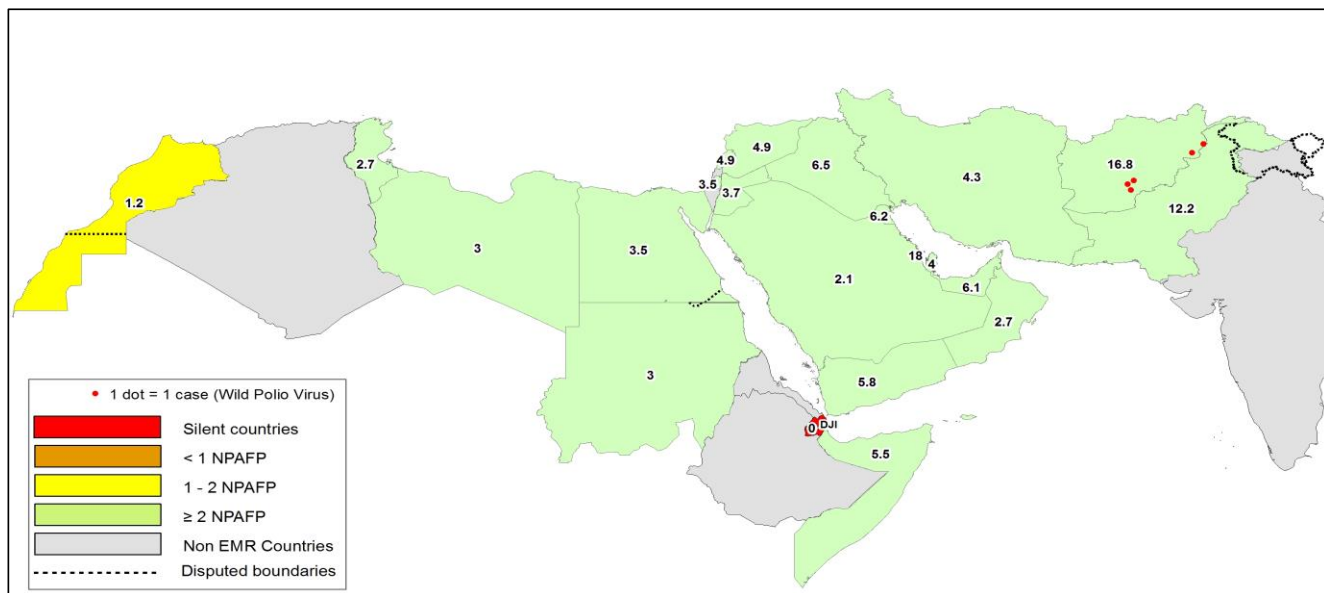


Figure 2: Percent of AFP cases with Adequate Samples & Compatible Cases in EMR 01/01/2018 - 18/03/2018

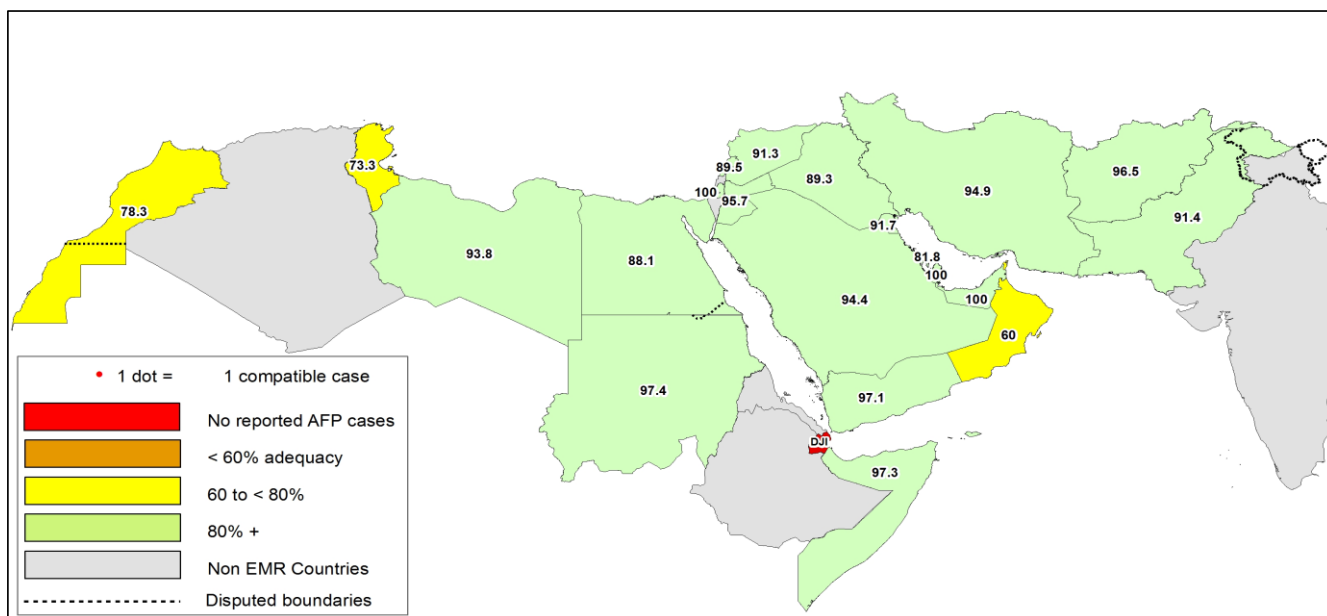


Table 8: Wild polio cases by country and date of onset of paralysis in EMR, 2017 - 2018

Year	COUNTRY	Count	First Case	Last Case
2017	AFG	14	13-01-17	28-12-17
	PAK	8	28-01-17	15-11-17
2017 Total		22	13-01-17	28-12-17
2018	AFG	5	01-01-18	19-02-18
2018 Total		5	01-01-18	19-02-18

Last reported wild Polio P3 from Pakistan with date of onset 18/04/2012



Figure 3: Non Polio AFP rate by Province in Afghanistan & by District in Pakistan 01/01/2018 - 18/03/2018

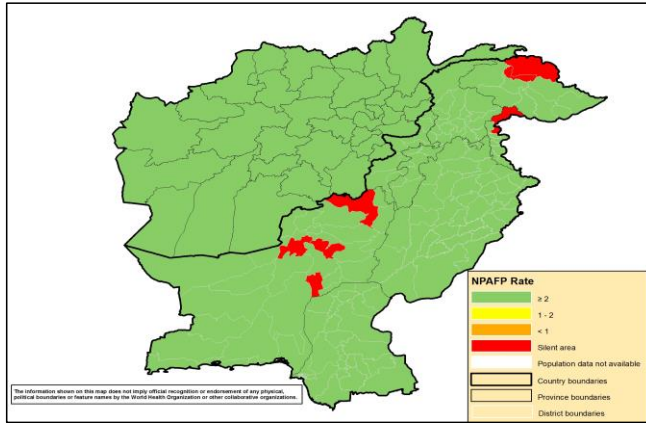


Figure 4: Percent of AFP cases with Adequate Samples in Afghanistan by Province & Pakistan by District 01/01/2018 - 18/03/2018

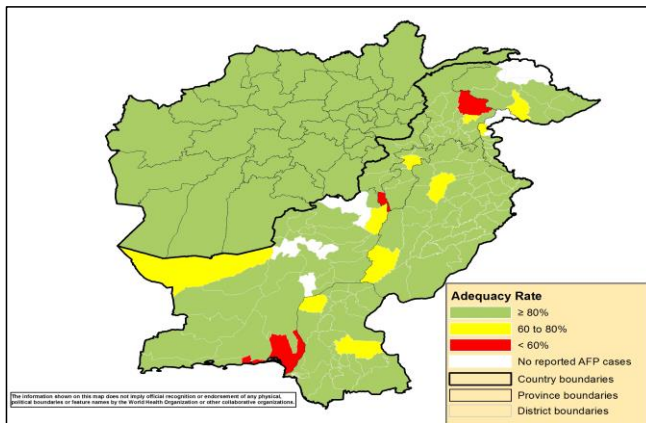
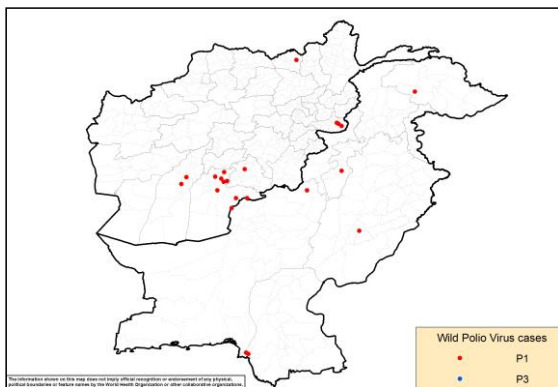


Figure 5: Wild Virus Cases by Type & District in Afghanistan & Pakistan

5a: 01/01/2017 - 31/12/2017



5b: 01/01/2018 - 18/03/2018

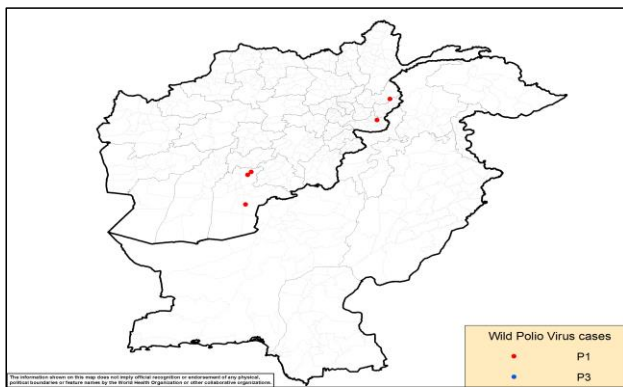




Table 9: Wild Polio cases by district and date of onset of paralysis, Afghanistan 2017-2018

ONSETYR	PROVINCE	DISTRICT	Count	First case	Last case
2017	KANDAHAR	SPINBOLDAK	1	28-12-17	28-12-17
		SHAHWALIKOT	5	19-06-17	03-12-17
		KANDAHAR	1	13-01-17	13-01-17
	NANGARHAR	MUHMAND DARA	1	05-11-17	05-11-17
		BATIKOT	2	15-09-17	11-10-17
	ZABUL	ARGHANDAB (Z)	1	10-07-17	10-07-17
	HILMAND	NAWZAD	1	16-04-17	16-04-17
		NAHR-E-SARAJ	1	21-01-17	21-01-17
	KUNDUZ	DASHT-E-ARCHI	1	21-02-17	21-02-17
	2017 Total			14	13-01-17
2018	KANDAHAR	SHAHWALIKOT	2	05-01-18	19-02-18
		SPINBOLDAK	1	06-01-18	06-01-18
	KUNAR	GHAZIABAD	1	14-02-18	14-02-18
NANGARHAR	KAMA	1	01-01-18	01-01-18	
2018 Total			5	01-01-18	19-02-18

Table 10: Wild Polio cases by district and date of onset of paralysis, Pakistan 2017-2018

ONSETYR	PROVINCE	DISTRICT	Count	First case	Last case
2017	BALOCHISTAN	ZHOB	1	15-11-17	15-11-17
		KABDULAH	2	11-06-17	13-11-17
	SINDH	KHIGADAP	1	09-11-17	09-11-17
		KHIGIQBAL	1	11-08-17	11-08-17
	KHYBER PAKHTOON	LAKKIMRWT	1	21-08-17	21-08-17
	GILGIT BALTISTAN	DIAMER	1	13-02-17	13-02-17
	PUNJAB	LODHRAN	1	28-01-17	28-01-17
2017 Total			8	28-01-17	15-11-17

Table 11: Circulating VDPV cases and date of onset of paralysis in EMR countries by districts 2017-2018

Year	COUNTRY	PROVINCE	DISTRICT	Count	First Case	Last Case
2017	SYR	HOMS	TADMOUR	1	10-07-17	10-07-17
		DEIR_AL_ZOUR	DEIR ALZOUR	1	30-06-17	30-06-17
		DEIR_AL_ZOUR	BOKAMAL	12	25-06-17	21-09-17
		DEIR_AL_ZOUR	MAYADEEN	58	05-03-17	09-09-17
		RAQUA	THAWRA	1	16-06-17	16-06-17
		RAQUA	TALABYAD	1	25-04-17	25-04-17
SYR Total				74	05-03-17	21-09-17
2017 Total				74	05-03-17	21-09-17



Table 12: VDPV2 and Sabin Like 2 isolates, EMRO countries 2017 - 2018

Country	Source	Poliovirus type 2 by month																												
		2017												2018																
		Jan		Feb		Mar		Apr		May		Jun		Jul		Aug		Sep		Oct		Nov		Dec		Jan		Feb		Mar
V2	S2	V2	S2	V2	S2	V2	S2	V2	S2	V2	S2	V2	S2	V2	S2	V2	S2	V2	S2	V2	S2	V2	S2	V2	S2	V2	S2	V2	S2	
AFG	AFP																													
	Contact																													
	Others*																													
BAH	AFP																													
	Contact																													
	Others*																													
DJI	AFP																													
	Contact																													
	Others*																													
EGY	AFP																													
	Contact																													
	Others*																													
IRN	AFP																													
	Contact																													
	Others*																													
IRQ	AFP																													
	Contact																													
	Others*																													
JOR	AFP																													
	Contact																													
	Others*																													
KWT	AFP																													
	Contact																													
	Others*																													
LEB	AFP																													
	Contact																													
	Others*																													
LIB	AFP																													
	Contact																													
	Others*																													
MOR	AFP																													
	Contact																													
	Others*																													
OMA	AFP																													
	Contact																													
	Others*																													
PAK	AFP	1				5		1								1														
	Contact					1		2																						
	ENV	5		9		11	1	10	3	6		3	1	1		2														
	Others*							2																						
PNA	AFP																													
	Contact																													
	Others*																													
QAT	AFP																													
	Contact																													
	Others*																													
SAA	AFP																													
	Contact																													
	Others*																													
SUD	AFP																													
	Contact																													
	Others*																													
SOM	AFP																													
	Contact																													
	ENV																													
	Others*																													
SYR	AFP					2		4		15		12		8		22	2	3												
	Contact							2	1	17		11		7		22		5	1											
	ENV																													
	Others*																													
TUN	AFP																													
	Contact																													
	Others*																													
UAE	AFP																													
	Contact																													
	Others*																													
YEM	AFP																													
	Contact																													
	Others*																													
EMR	AFP	1	1	1	2	5	4	1	15		12		8		22	3	3													
	Contact					1	2	2	17		11		7		22		5	1												
	ENV	6		9		11	1	10	3	6		3	1	1		2														
	Others*								2																					

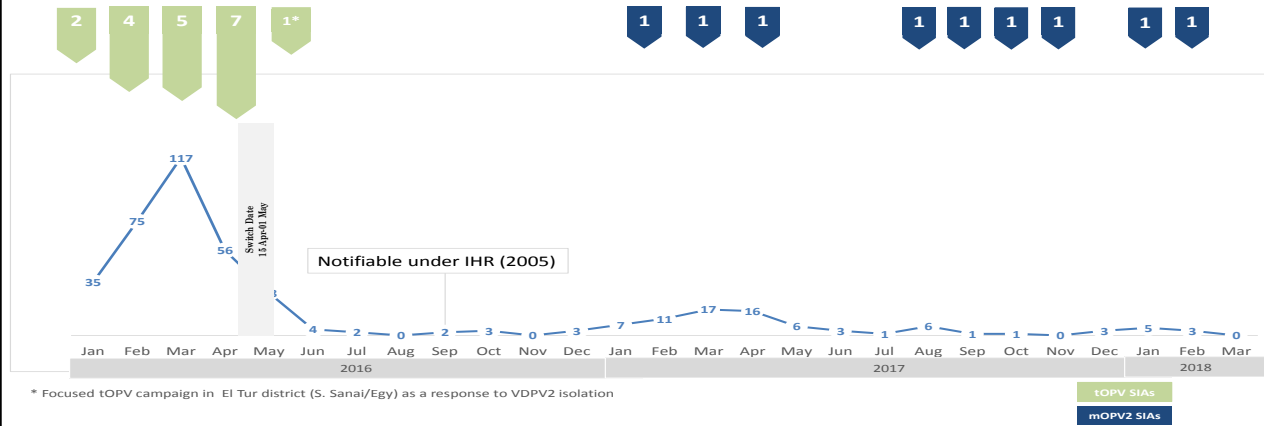
VDPV2

*Other: Healthy children, PIDs

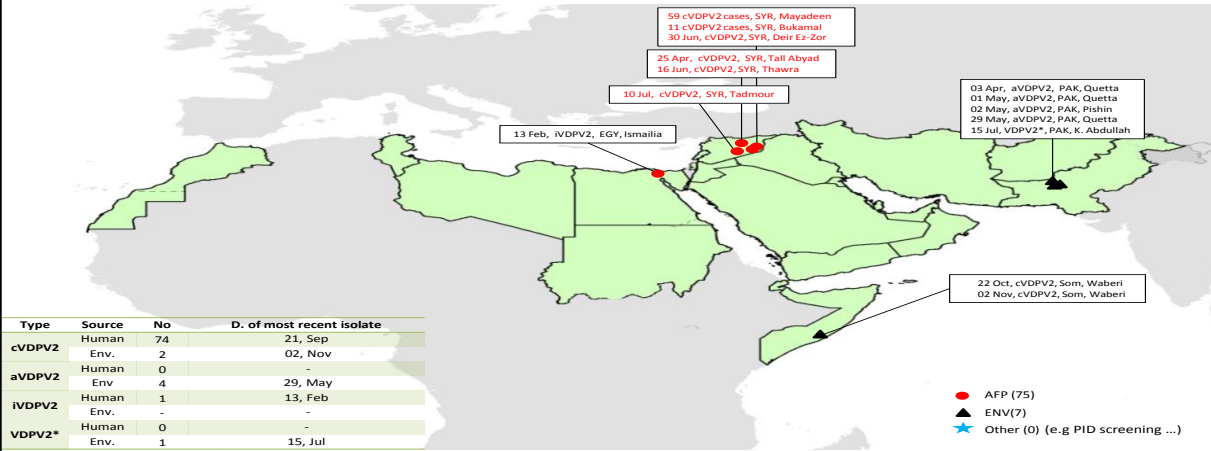
** VDP2 isolated from index and contact at the same time



Sabin Like Type-2 Poliovirus Isolates (H & E) EMR, 2016-17-18



VDPV2 isolates, EMR countries, 2017



VDPV2 isolates, EMR countries, 2018

