



AFP SURVEILLANCE

12-Mar-18

Week 10, ending 11 March 2018

Number 1014

Table 1: Acute Flaccid Paralysis (AFP) cases by week of onset

Country	Reported AFP cases by week of onset - Week (09/18) / Ending on : 11/03/2018														
	Total AFP 2016	Total AFP 2017	Total AFP to date, 2018	W51 24 Dec 17	W52 31 Dec 17	W01 07 Jan 18	W02 14 Jan 18	W03 21 Jan 18	W04 28 Jan 18	W05 04 Feb 18	W06 11 Feb 18	W07 18 Feb 18	W08 25 Feb 18	W09 04 Mar 18	W10 11 Mar 18
Afghanistan	2905	3094	635	53	59	69	85	79	71	64	69	72	64	53	9
Bahrain	14	18	11	0	0	0	2	0	0	4	1	2	2	0	0
Djibouti	3	4	0	0	0	0	0	0	0	0	0	0	0	0	0
Egypt	1092	1242	230	20	11	25	25	39	23	22	14	41	34	7	0
Iran	776	820	159	17	22	44	26	20	12	19	12	12	6	8	0
Iraq	605	699	193	13	21	30	14	28	23	21	25	24	17	11	0
Jordan ****	107	116	21	4	0	4	4	4	1	0	2	4	0	2	0
Kuwait	50	68	12	2	2	0	1	0	0	0	4	2	4	1	0
Lebanon ****	111	75	19	1	2	1	1	3	3	3	2	1	2	1	2
Libya	70	88	14	0	2	4	1	3	0	0	0	2	2	2	0
Morocco	84	141	23	1	5	8	4	3	2	3	3	0	0	0	0
Oman	39	40	5	1	1	0	0	0	0	1	1	1	2	0	0
Pakistan	7848	10252	1658	241	167	242	234	266	201	184	224	206	95	6	0
Palestine ****	46	43	14	1	2	2	1	1	2	1	2	1	3	1	0
Qatar	9	18	2	0	0	0	2	0	0	0	0	0	0	0	0
Saudi Arabia	273	276	25	9	5	2	4	2	3	1	4	5	2	2	0
Somalia	316	345	66	3	3	6	5	9	6	3	12	11	7	7	0
Sudan	509	570	106	3	5	14	10	14	13	10	10	17	13	5	0
Syria ****	303	362	68	4	4	10	2	5	11	5	16	5	12	2	0
Tunisia	90	67	10	1	1	3	2	0	1	2	1	0	0	1	0
U.A.E	42	58	11	1	1	1	1	4	1	0	1	2	1	0	0
Yemen	715	713	151	14	10	19	15	17	26	19	21	18	10	6	0
Total EMR	16007	19109	3433	389	323	484	439	497	399	362	424	426	276	115	11

□ No data = No report received

Table 2: Confirmed polio cases by month of onset

Country	Total year 2016	Total year 2017	11/03		Confirmed polio cases by month of onset											
			2017	2018	April 2017	May 2017	June 2017	July 2017	August 2017	September 2017	October 2017	November 2017	December 2017	January 2018	February 2018	March 2018
Afghanistan	13	14	3	3	1	0	1	1	0	1	3	2	2	3	0	0
Bahrain	0	0	0	0	0	0	0	0	0	0	0	0	0	0	0	0
Djibouti	0	0	0	0	0	0	0	0	0	0	0	0	0	0	0	0
Egypt	0	0	0	0	0	0	0	0	0	0	0	0	0	0	0	0
Iran	0	0	0	0	0	0	0	0	0	0	0	0	0	0	0	0
Iraq	0	0	0	0	0	0	0	0	0	0	0	0	0	0	0	0
Jordan ****	0	0	0	0	0	0	0	0	0	0	0	0	0	0	0	0
Kuwait	0	0	0	0	0	0	0	0	0	0	0	0	0	0	0	0
Lebanon ****	0	0	0	0	0	0	0	0	0	0	0	0	0	0	0	0
Libya	0	0	0	0	0	0	0	0	0	0	0	0	0	0	0	0
Morocco	0	0	0	0	0	0	0	0	0	0	0	0	0	0	0	0
Oman	0	0	0	0	0	0	0	0	0	0	0	0	0	0	0	0
Pakistan	20	8	2	0	0	0	1	0	2	0	0	3	0	0	0	0
Palestine ****	0	0	0	0	0	0	0	0	0	0	0	0	0	0	0	0
Qatar	0	0	0	0	0	0	0	0	0	0	0	0	0	0	0	0
Saudi Arabia	0	0	0	0	0	0	0	0	0	0	0	0	0	0	0	0
Somalia	0	0	0	0	0	0	0	0	0	0	0	0	0	0	0	0
Sudan	0	0	0	0	0	0	0	0	0	0	0	0	0	0	0	0
Syria ****	0	0	0	0	0	0	0	0	0	0	0	0	0	0	0	0
Tunisia	0	0	0	0	0	0	0	0	0	0	0	0	0	0	0	0
U.A.E	0	0	0	0	0	0	0	0	0	0	0	0	0	0	0	0
Yemen	0	0	0	0	0	0	0	0	0	0	0	0	0	0	0	0
Total EMR	33	22	5	3	1	0	2	1	2	1	3	5	2	3	0	0

**** UNRWA cases are included with those of country of residence

Table 3: Investigation of AFP cases with paralysis onset in 2017 & 2018 up to Week (10/18) / Ending on : 11/03/2018)

COUNTRY	2017												2018												Latest line List Date
	AFP									Specimen	Wild cases ****		AFP									Specimen	Wild cases ****		
	Total AFP cases onset 2017	Case classification					Non polio AFP rate **	AFP cases pending classification > 90 days from onset of paralysis	AFP cases pending classification and lab > 90 days from onset of paralysis		% with *** adequate specimens	Wild P1 Poliovirus	Wild P3 Poliovirus	Total AFP cases onset 2018	Case classification					Annualized Non polio AFP rate **	AFP cases pending classification > 90 days from onset of paralysis		AFP cases pending classification and lab > 90 days from onset of paralysis	% with *** adequate specimens	
		Total Confirmed Polio Cases *	Polio Compatible	Pending Classification	Discarded (non polio AFP)	VDPV				Total Confirmed Polio Cases *					Polio Compatible	Pending Classification	Discarded (non polio AFP)	VDPV							
Afghanistan	3094	14	0	24	3056	1	15.2	17	2	93.6	14	0	635	3	0	196	436	0	16.3	0	0	96.5	3	0	11-03-2018
Bahrain	18	0	0	0	18	0	6.2	0	0	100.0	0	0	11	0	0	11	0	0	19.8	0	0	81.8	0	0	11-03-2018
Djibouti	4	0	0	4	0	0	1.3	4	4	100.0	0	0	0	0	0	0	0	0	0.0	0	0		0	0	10-04-2017
Egypt	1242	0	0	2	1238	2	3.3	2	0	94.4	0	0	230	0	0	98	132	0	3.2	0	0	84.8	0	0	11-03-2018
Iran	820	0	0	0	820	0	4.3	0	0	96.7	0	0	159	0	0	21	138	0	4.3	0	0	94.3	0	0	11-03-2018
Iraq	699	0	0	0	699	0	4.7	0	0	86.7	0	0	193	0	0	84	109	0	6.7	0	0	88.6	0	0	11-03-2018
Jordan	116	0	0	0	116	0	4.2	0	0	100.0	0	0	21	0	0	21	0	0	3.7	0	0	100.0	0	0	11-03-2018
Kuwait	68	0	0	0	68	0	7.4	0	0	94.1	0	0	12	0	0	12	0	0	6.8	0	0	41.7	0	0	11-03-2018
Lebanon	75	0	0	0	75	0	4.0	0	0	80.0	0	0	19	0	0	9	10	0	5.3	0	0	89.5	0	0	11-03-2018
Libya	88	0	0	0	88	0	4.3	0	0	96.6	0	0	14	0	0	7	7	0	2.9	0	0	92.9	0	0	11-03-2018
Morocco	141	0	0	42	99	0	1.3	39	0	66.7	0	0	23	0	0	15	8	0	1.3	0	0	78.3	0	0	23-02-2018
Oman	40	0	0	0	40	0	4.5	0	0	90.0	0	0	5	0	0	3	2	0	3.0	0	0	60.0	0	0	11-03-2018
Pakistan	10252	8	0	392	9852	0	13.1	304	0	85.7	8	0	1658	0	0	187	1471	0	11.1	0	0	91.2	0	0	11-03-2018
Palestine	43	0	0	0	43	0	2.3	0	0	97.7	0	0	14	0	0	14	0	0	3.9	0	0	100.0	0	0	11-03-2018
Qatar	18	0	0	0	18	0	6.1	0	0	100.0	0	0	2	0	0	2	0	0	2.9	0	0	100.0	0	0	11-03-2018
Saudi Arabia	276	0	0	0	276	0	3.5	0	0	99.3	0	0	25	0	0	25	0	0	1.6	0	0	92.0	0	0	11-03-2018
Somalia	345	0	0	1	344	0	6.0	1	1	99.1	0	0	66	0	0	26	40	0	5.4	0	0	97.0	0	0	11-03-2018
Sudan	570	0	0	0	570	0	3.2	0	0	96.3	0	0	106	0	0	20	86	0	3.1	0	0	97.2	0	0	11-03-2018
Syria	362	0	1	1	286	44	4.7	0	0	80.9	0	0	68	0	0	29	39	0	4.6	0	0	92.6	0	0	11-03-2018
Tunisia	67	0	0	0	67	0	2.5	0	0	74.6	0	0	10	0	0	5	5	0	2.0	0	0	70.0	0	0	11-03-2018
U.A.E	58	0	0	0	58	0	5.7	0	0	96.6	0	0	11	0	0	4	7	0	5.7	0	0	100.0	0	0	11-03-2018
Yemen	713	0	0	248	465	0	5.2	215	188	90.2	0	0	151	0	0	151	0	0	5.6	0	0	97.4	0	0	11-03-2018
EMR	19109	22	1	714	18296	47	7.7	582	195	88.9	22	0	3433	3	0	940	2490	0	7.2	0	0	92.1	3	0	
2016	16008	33	5	1	15961	8	6.4	0	0	89.6	33	0													

* Confirmed polio cases refer to wild isolation from AFP cases or from contacts of negative index AFP cases

** Non-polio AFP per 100,000 children <15 years

*** Adequate here refers to two stool specimens collected at least 24 hours apart, within 14 days of paralysis onset

**** AFP cases co infected with P1 and P3 are counted separately as wild isolates



World Health Organization – Regional Office for Eastern Mediterranean
AFP SURVEILLANCE
Week 10, ending 11 March 2018

12-Mar-18
Number 1014

Table 4 (a): Lab results of contacts' samples in EMR, 2017 - 2018

COUNTRY	2017						2018					
	# OF CONTACTS	LAB RESULTS					# OF CONTACTS	LAB RESULTS				
		WILD	VDPV	SL	NPEV	PENDING		WILD	VDPV	SL	NPEV	PENDING
AFG	1424	1	0	88	347	0	156	0	0	9	8	18
BAH	2	0	0	0	0	0	1	0	0	0	0	1
DJI		0	0	0	0	0	0	0	0	0	0	0
EGY	450	0	0	9	63	18	67	0	0	0	6	22
IRN	143	0	0	5	1	0	11	0	0	0	0	0
IRQ	698	0	0	18	101	16	218	0	0	2	12	85
JOR	2	0	0	0	0	0	0	0	0	0	0	0
KUW	8	0	0	0	0	2	0	0	0	0	0	0
LEB	92	0	0	2	3	21	41	0	0	0	1	20
LIB	4	0	0	0	0	1	0	0	0	0	0	0
MOR	84	0	0	0	7	0	3	0	0	0	0	1
OMA	115	0	0	1	24	1	18	0	0	0	0	11
PAK	3753	2	0	234	895	4	684	0	0	52	48	77
PNA	0	0	0	0	0	0	0	0	0	0	0	0
QAT	0	0	0	0	0	0	0	0	0	0	0	0
SAA	0	0	0	0	0	0	0	0	0	0	0	0
SOM	1033	0	0	37	113	4	201	0	0	14	5	73
SUD	385	0	0	6	32	46	68	0	0	0	6	20
SYR	570	0	62	3	11	0	136	0	0	0	0	57
TUN	26	0	0	0	0	0	3	0	0	0	0	1
UAE	2	0	0	0	0	0	0	0	0	0	0	0
YEM	1737	0	0	43	114	667	281	0	0	0	0	281
EMR	10528	3	62	446	1711	780	1888	0	0	77	86	667

Table 4 (B): Most recent wild contacts in EMRO, 2017 - 2018

Year	Country	Data	
		Count of wild contacts	Date of Most Recent stool collection
2017	Pakistan	2	04-12-17
	Afghanistan	1	21-05-17
2017 Total		3	04-12-17

Table 4 (C): Number and distribution by district of -ve index AFP cases identified as wild positive by contact in EMR, 2017-2018

YEAR	COUNTRY	PROVINCE	DISTRICT	COUNT	First case	Last case
2017	AFG	HILMAND	NAWZAD	1	16-04-17	16-04-17
	AFG Total			1	16-04-17	16-04-17



Table 5: Laboratory investigation of AFP cases with paralysis onset in 2017 up to Week (10/18) / Ending on : (11/03/2018)

Country	Polio laboratories Sequencing performed by EGY, PAK, TUN, CDC and RIVM laboratories	AFP cases with specimens	Preliminary virus isolation results of AFP cases						Poliovirus intratypic differentiation results #									Indicators				Latest report Date				
			Referred for ITD		NPEV only	Negative	Pending		Type 1			Type 2			Type 3			Discordant pending sequence	NPEV by PCR	Non-EV	Pending ITD		% specimens positive for NPEV*	% AFP cases with culture results within 14 days	% AFP cases with ITD results within 7 days	% AFP cases with ITD results within 45 days of onset**
			L20B+	L20B+INPEV			received < / = 14 days	received > 14 days ago	Wild	Sabin	VDPV	Wild	Sabin	VDPV	Wild	Sabin	VDPV									
Afghanistan	RRL Pakistan	578	31		49	384	108	6	3	17									2	8%	94%	100%	100%	11/03/2018		
Bahrain	PNL Oman																							11/03/2018		
Djibouti	PNL Kenya																							10/04/2017		
Egypt***	RRL Egypt	241	8	2	18	144	59	10		4									2	10%	100%	100%	100%	11/03/2018		
Iran	PNL Iran	178	3		1	146	28			1			1							0%	99%	100%	99%	11/03/2018		
Iraq	PNL Iraq, RRL Egypt	194	3		13	119	42	17												9%	100%	100%	100%	11/03/2018		
Jordan	PNL Jordan, RRL Egypt	21	1		2	16	2													10%	100%	100%	100%	11/03/2018		
Kuwait	RRL Kuwait	13			1	8	3	1												5%	100%		100%	11/03/2018		
Lebanon	PNL Jordan, RRL Egypt	13	1		2	10														10%	100%			11/03/2018		
Libya	RRL Tunisia	12				7	3	2												0%	100%		100%	23/02/2018		
Morocco	PNL Morocco, RRL Tunisia	33			1	24	6	2												9%	100%		96%	11/03/2018		
Oman	PNL Oman	4				2		2												0%	100%		100%	11/03/2018		
Pakistan	RRL Pakistan	1645	101	8	137	1198	183	17		66										7%	99%	99%	99%	11/03/2018		
Palestine & UNRWA		12				8	2	2												0%	75%		100%	11/03/2018		
Qatar	NPL Oman	2				2														0%	100%		100%	11/03/2018		
Saudi Arabia	PNL Saudi Arabia, NPL Oman	26				16	8	2												0%	100%			11/03/2018		
Somalia	NPL Kenya	55	3		1	27	6	18		1									1	3%	29%		100%	11/03/2018		
Sudan	PNL Sudan, RRL Egypt	107			11	76	20													14%	100%			11/03/2018		
Syria	PNL Syria, RRL Egypt	70				42	24	4												0%	100%			11/03/2018		
Tunisia	RRL Tunisia	19				11	1	7												0%	100%		100%	23/02/2018		
U.A.E	PNL Oman	7				7														0%	100%		86%	11/03/2018		
Yemen	PNL Oman, RRL Egypt	133					2	131																11/03/2018		
Total EMR 2018		3363	151	10	236	2247	497	221	3	89			1						5	7%	98%	99%	99%			
Total EMR 2017		18257	941	103	3561	13625	3	23	21	597			10	34 *	705	1	21	25	4	16%	98%	99%	96%			

* Specimens from all sources including non-AFP cases, excluding environmental samples

* In 2017, 41 cVDPV2 were isolated from Syria by other Global Polio Laboratories Network (GPLN)

** This indicator reflects surveillance and laboratory activities

Syria reported a total of 74 cVDPV2 cases in 2017 out of which 8 were identified by positive contacts



Table 6: Environmental isolate by year and type

Country	Status	2015	2016	2017	2018
AFG	NEGATIVE	129	183	274	24
	PENDING				21
	WILD	20	2	42	11
AFG Total		149	185	316	56
EGY	NEGATIVE	495	528	522	75
	PENDING				28
	VDPV2	3	1		
EGY Total		498	529	522	103
IRN	NEGATIVE			6	8
IRN Total				6	8
JOR	NEGATIVE		2	31	6
	PENDING				1
JOR Total			2	31	7
LEB	NEGATIVE		4	27	4
	PENDING				2
LEB Total			4	27	6
PAK	NEGATIVE	347	462	523	78
	PENDING				35
	WILD	79	59	105	13
	WILD & VDPV2	5	3	1	
	VDPV2	8	5	4	
PAK Total		439	529	633	126
SOM	NEGATIVE			33	28
	PENDING			1	10
	VDPV2			2	2
SOM Total				36	40
SYR	NEGATIVE			5	2
	PENDING				5
SYR Total				5	7
Grand Total		1086	1249	1576	353

Table 7: Environmental Wild/VDPV isolate by site

Country	COUNTRY	Status	PROVINCE	DISTRICT	Count	First date	Last date			
2017	AFG	WILD	HILMAND	LASHKARGAH	8	26-Apr	26-Dec			
				NAHR-E-SARAJ	1	25-Sep	25-Sep			
				KABUL	1	25-Oct	25-Oct			
				KANDAHAR	18	26-Jan	27-Dec			
				KUNAR	1	25-Dec	25-Dec			
			NANGARHAR	BEHSUD	3	24-Sep	26-Dec			
				JALALABAD	10	24-Jan	26-Dec			
				AFG Total			42	24-Jan	27-Dec	
				PAK	WILD	BALOCHISTAN	KABDULLAH	12	1-Jan	15-Oct
							LORALAI	3	17-Sep	17-Nov
	PISHIN	5	2-Jan				2-Oct			
	QUETTA	12	1-Jan				20-Dec			
	ZHOB	1	18-Dec				18-Dec			
	ISLAMABAD	CDA	5				10-Feb	10-Jul		
		KHYBER PAKHTUNKHWA	PESHAWAR				8	10-Jan	11-Dec	
			LAHORE				1	18-Dec	18-Dec	
	PUNJAB	MULTAN	1				9-Jan	9-Jan		
		RAWALPINDI	8				10-Jan	10-Oct		
		JACOBABAD	4			11-Aug	13-Dec			
		KAMBAR	1			15-Aug	15-Aug			
KHIBALDIA		2	8-Aug			3-Nov				
SINDH	KHIGADAP	21	9-Jan			12-Dec				
	KHIGIQBAL	6	3-Feb			10-Oct				
	KHIKORANGI	1	16-Oct	16-Oct						
	KHILANDHI	7	16-Mar	14-Dec						
	KHISITE	5	7-Aug	4-Dec						
WILD & VDPV2	BALOCHISTAN	KABDULLAH	1	15-Jul	15-Jul					
		PISHIN	1	2-May	2-May					
		QUETTA	3	3-Apr	29-May					
PAK Total				110	1-Jan	20-Dec				
SOM	VDPV2	BANADIR	WABERI	2	22-Oct	2-Nov				
SOM Total				2	22-Oct	2-Nov				
2017 Total				154	1-Jan	27-Dec				
2018	AFG	WILD	HILMAND	LASHKARGAH	1	8-Jan	8-Jan			
				KANDAHAR	3	8-Jan	8-Jan			
				BEHSUD	2	28-Jan	25-Feb			
			NANGARHAR	JALALABAD	5	27-Jan	24-Feb			
				AFG Total			11	8-Jan	25-Feb	
	PAK	WILD	BALOCHISTAN	KABDULLAH	1	1-Jan	1-Jan			
				QUETTA	1	13-Feb	13-Feb			
				CDA	1	10-Jan	10-Jan			
				KHYBER PAKHTUNKHWA	KOHAT	1	5-Jan	5-Jan		
					PESHAWAR	2	10-Jan	10-Feb		
				PUNJAB	DERA GHAZI KHAN	1	12-Feb	12-Feb		
					RAWALPINDI	1	10-Jan	10-Jan		
					HYDERABAD	1	9-Feb	9-Feb		
					JACOBABAD	1	12-Feb	12-Feb		
					KHILANDHI	1	10-Jan	10-Jan		
			SINDH	KHISITE	1	1-Jan	1-Jan			
				SUKKUR	1	8-Feb	8-Feb			
				PAK Total			13	1-Jan	13-Feb	
				SOM	VDPV2	BANADIR	HAMAR WEYN	2	4-Jan	11-Jan
				SOM Total				2	4-Jan	11-Jan
2018 Total				26	1-Jan	25-Feb				



Figure 1: Non Polio AFP Rate and Wild Virus in EMR 01/01/2018 - 11/03/2018

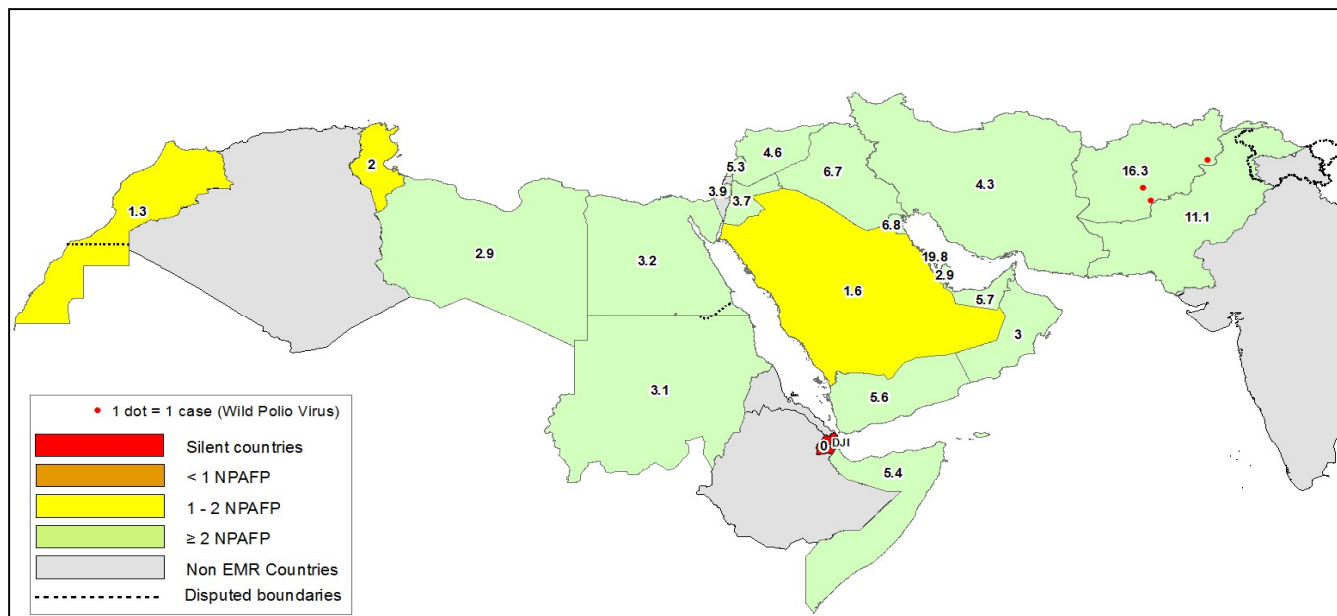


Figure 2: Percent of AFP cases with Adequate Samples & Compatible Cases in EMR 01/01/2018 - 11/03/2018

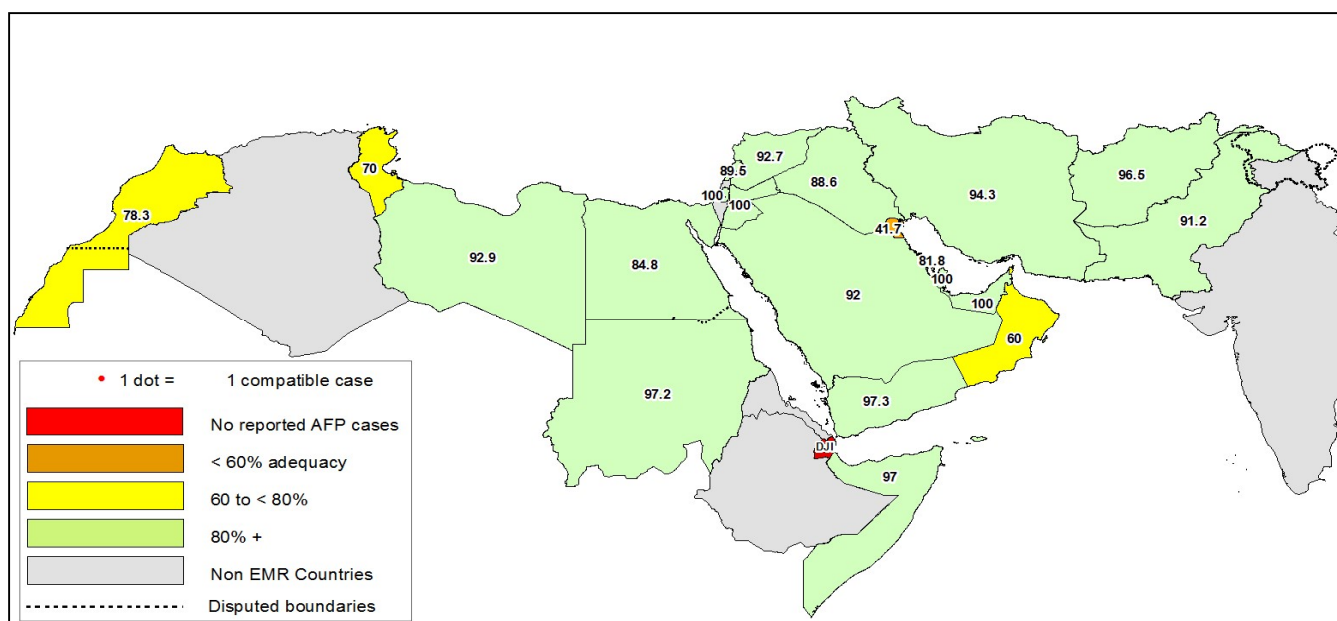


Table 8: Wild polio cases by country and date of onset of paralysis in EMR, 2017 - 2018

Year	COUNTRY	Count	First Case	Last Case
2018	AFG	3	01-01-18	06-01-18
2018 Total		3	01-01-18	06-01-18
2017	AFG	14	13-01-17	28-12-17
	PAK	8	28-01-17	15-11-17
2017 Total		22	13-01-17	28-12-17

Last reported wild Polio P3 from Pakistan with date of onset 18/04/2012



Figure 3: Non Polio AFP rate by Province in Afghanistan & by District in Pakistan 01/01/2018 - 11/03/2018

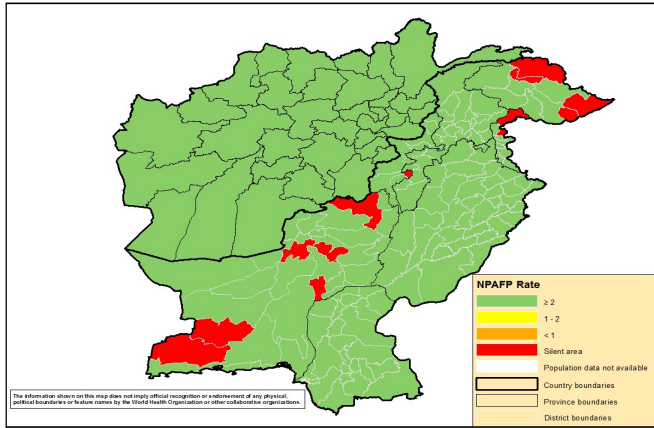


Figure 4: Percent of AFP cases with Adequate Samples in Afghanistan by Province & Pakistan by District 01/01/2018 - 11/03/2018

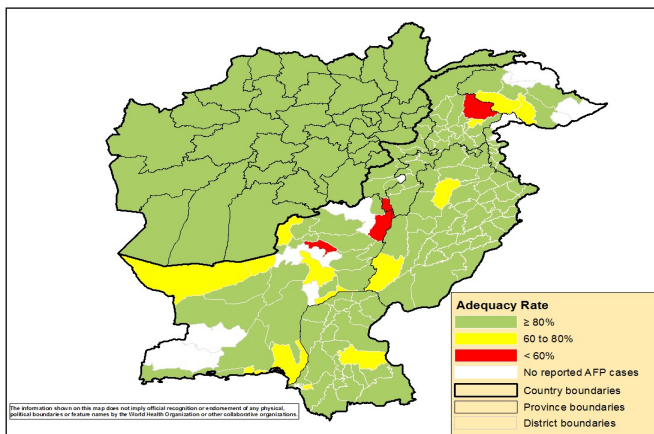
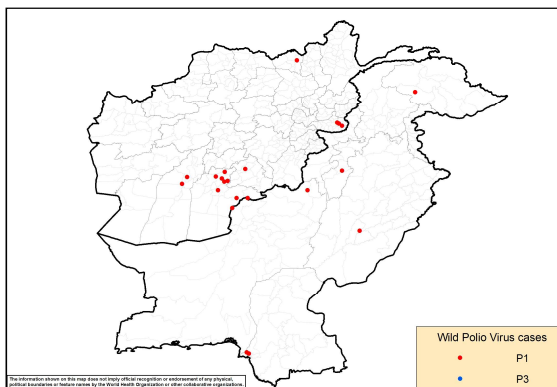
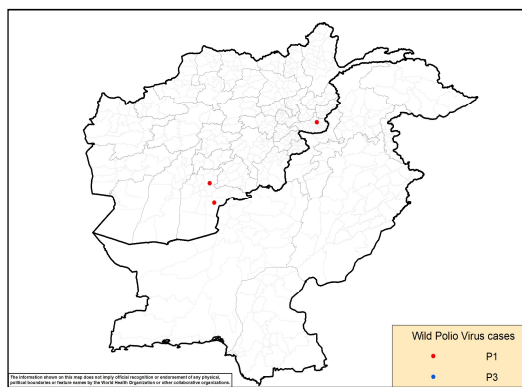


Figure 5: Wild Virus Cases by Type & District in Afghanistan & Pakistan

5a: 01/01/2017 - 31/12/2017



5b: 01/01/2018 - 11/03/2018





ONSETYR	PROVINCE	DISTRICT	Count	First case	Last case
2018	KANDAHAR	SPINBOLDAK	1	06-01-18	06-01-18
		SHAHWALIKOT	1	05-01-18	05-01-18
	NANGARHAR	KAMA	1	01-01-18	01-01-18
2018 Total			3	01-01-18	06-01-18
2017	KANDAHAR	SPINBOLDAK	1	28-12-17	28-12-17
		SHAHWALIKOT	5	19-06-17	03-12-17
		KANDAHAR	1	13-01-17	13-01-17
	NANGARHAR	MUHMAND DARA	1	05-11-17	05-11-17
		BATIKOT	2	15-09-17	11-10-17
	ZABUL	ARGHANDAB (Z)	1	10-07-17	10-07-17
	HILMAND	NAWZAD	1	16-04-17	16-04-17
		NAHR-E-SARAJ	1	21-01-17	21-01-17
KUNDUZ	DASHT-E-ARCHI	1	21-02-17	21-02-17	
2017 Total			14	13-01-17	28-12-17

ONSETYR	PROVINCE	DISTRICT	Count	First case	Last case
2017	BALOCHISTAN	ZHOB	1	15-11-17	15-11-17
		KABDULAH	2	11-06-17	13-11-17
	SINDH	KHIGADAP	1	09-11-17	09-11-17
		KHIGIQBAL	1	11-08-17	11-08-17
	KHYBER PAKHTOON	LAKKIMRWT	1	21-08-17	21-08-17
	GILGIT BALTISTAN	DIAMER	1	13-02-17	13-02-17
	PUNJAB	LODHRAN	1	28-01-17	28-01-17
2017 Total			8	28-01-17	15-11-17

Table 11: Circulating VDPV cases and date of onset of paralysis in EMR countries by districts 2017-2018

Year	COUNTRY	PROVINCE	DISTRICT	Count	First Case	Last Case
2017	SYR	HOMS	TADMOUR	1	10-07-17	10-07-17
		DEIR_AL_ZOUR	DEIR ALZOUR	1	30-06-17	30-06-17
		DEIR_AL_ZOUR	BOKAMAL	12	25-06-17	21-09-17
		DEIR_AL_ZOUR	MAYADEEN	58	05-03-17	09-09-17
		RAQUA	THAWRA	1	16-06-17	16-06-17
		RAQUA	TALABYAD	1	25-04-17	25-04-17
SYR Total				74	05-03-17	21-09-17
2017 Total				74	05-03-17	21-09-17



Table 12: VDPV2 and Sabin Like 2 isolates, EMRO countries 2017 - 2018

Country	Source	Poliovirus type 2 by month																		
		2017												2018						
		Jan	Feb	Mar	Apr	May	Jun	Jul	Aug	Sep	Oct	Nov	Dec	Jan	Feb	Mar				
V2	S2	V2	S2	V2	S2	V2	S2	V2	S2	V2	S2	V2	S2	V2	S2	V2	S2	V2	S2	
AFG	AFP																			
	Contact																			
	ENV		1																	
	Others*																			
BAH	AFP																			
	Contact																			
	Others*																			
	AFP																			
DJI	Contact																			
	Others*																			
	AFP																			
	Contact																			
EGY	Others*																			
	AFP																			
	Contact																			
	Others*																			
IRN	AFP																			
	Contact																			
	Others*																			
	AFP																			
IRQ	Contact																			
	Others*																			
	AFP																			
	Contact																			
JOR	Others*																			
	AFP																			
	Contact																			
	Others*																			
KWT	AFP																			
	Contact																			
	Others*																			
	AFP																			
LEB	Contact																			
	Others*																			
	AFP																			
	Contact																			
LIB	Others*																			
	AFP																			
	Contact																			
	Others*																			
MOR	AFP																			
	Contact																			
	Others*																			
	AFP																			
OMA	Contact																			
	Others*																			
	AFP																			
	Contact																			
PAK	Others*																			
	AFP																			
	Contact																			
	Others*																			
PNA	AFP																			
	Contact																			
	Others*																			
	AFP																			
QAT	Contact																			
	Others*																			
	AFP																			
	Contact																			
SAA	Others*																			
	AFP																			
	Contact																			
	Others*																			
SUD	AFP																			
	Contact																			
	Others*																			
	AFP																			
SOM	Contact																			
	Others*																			
	AFP																			
	Contact																			
SYR	Others*																			
	AFP																			
	Contact																			
	Others*																			
TUN	AFP																			
	Contact																			
	Others*																			
	AFP																			
UAE	Contact																			
	Others*																			
	AFP																			
	Contact																			
YEM	Others*																			
	AFP																			
	Contact																			
	Others*																			
EMR	AFP																			
	Contact																			
	Others*																			
	ENV																			
Others*																				

VDPV2

*Other: Healthy children, PIDs

** VPDP2 isolated from index and contact at the same time



Sabin Like Type-2 Poliovirus Isolates (H & E) EMR, 2016-17-18

