



AFP SURVEILLANCE

5-Feb-18

Week 05, ending 04 February 2018

Number 1009

Table 1: Acute Flaccid Paralysis (AFP) cases by week of onset

Country	Reported AFP cases by week of onset - Week (05/18) / Ending on : 04/02/2018														
	Total AFP 2016	Total AFP 2017	Total AFP to date, 2018	W46 19 Nov 17	W47 26 Nov 17	W48 03 Dec 17	W49 10 Dec 17	W50 17 Dec 17	W51 24 Dec 17	W52 31 Dec 17	W01 07 Jan 18	W02 14 Jan 18	W03 21 Jan 18	W04 28 Jan 18	W05 04 Feb 18
Afghanistan	2905	3090	268	54	48	64	81	74	53	58	68	84	74	41	1
Bahrain	14	18	2	1	0	0	1	1	0	0	0	2	0	0	0
Djibouti	3	4	0												
Egypt	1092	1240	93	22	21	14	37	30	20	11	25	25	38	5	
Iran	776	820	53	15	13	21	17	23	17	22	37	13	3		
Iraq	605	698	74	11	12	17	17	17	13	20	28	13	22	10	1
Jordan ****	107	116	12	0	5	2	5	5	4	0	4	4	4	0	
Kuwait	50	68	1	3	1	1	1	4	2	2	0	1	0	0	0
Lebanon ****	111	77	4	1	1	0	0	2	1	2	1	1	2		
Libya	70	88	7	4	2	1	2	0	0	2	4	1	2	0	
Morocco	84	139	14	3	5	2	5	1	1	4	8	3	3		
Oman	39	40	1	0	0	3	2	0	1	1	0	0	0	0	1
Pakistan	7848	10155	338	206	212	159	189	249	214	133	205	105	28	0	0
Palestine ****	46	43	4	2	1	1	0	0	1	2	2	1	1	0	0
Qatar	9	18	2	1	0	0	1	0	0	0	0	2	0	0	0
Saudi Arabia	273	277	9	12	7	6	7	4	9	5	2	4	2	1	0
Somalia	316	345	24	6	2	6	4	5	3	3	6	5	9	4	0
Sudan	509	570	50	14	12	18	8	12	3	5	14	10	14	11	1
Syria ****	303	361	15	8	2	6	5	7	4	3	9	1	4	1	
Tunisia	90	67	6	1	1	1	1	2	1	1	3	2	0	1	
U.A.E	42	58	6	1	1	2	1	1	1	1	1	1	4	0	0
Yemen	715	712	64	14	18	16	15	9	13	10	19	15	17	12	1
<b>Total EMR</b>	<b>16007</b>	<b>19004</b>	<b>1047</b>	<b>379</b>	<b>364</b>	<b>340</b>	<b>399</b>	<b>446</b>	<b>361</b>	<b>285</b>	<b>436</b>	<b>293</b>	<b>227</b>	<b>86</b>	<b>5</b>

☐ No data = No report received

Table 2: Confirmed polio cases by month of onset

Country	Total year 2016	Total year 2017	04/02		Confirmed polio cases by month of onset											
			2017	2018	March 2017	April 2017	May 2017	June 2017	July 2017	August 2017	September 2017	October 2017	November 2017	December 2017	January 2018	February 2018
Afghanistan	13	14	2	3	0	1	0	1	1		1	3	2	2	3	
Bahrain	0	0	0	0	0	0	0	0	0	0	0	0	0	0		
Djibouti	0	0	0	0												
Egypt	0	0	0	0	0	0	0	0	0	0	0	0				
Iran	0	0	0	0	0	0	0	0	0	0	0	0	0			
Iraq	0	0	0	0	0	0	0	0	0	0	0	0	0			
Jordan ****	0	0	0	0	0	0	0	0	0	0	0	0	0	0		
Kuwait	0	0	0	0	0	0	0	0	0	0	0	0	0	0	0	
Lebanon ****	0	0	0	0	0	0	0	0	0	0	0	0	0			
Libya	0	0	0	0	0	0	0	0	0	0	0	0	0	0		
Morocco	0	0	0	0	0	0	0	0	0	0	0	0	0			
Oman	0	0	0	0	0	0	0	0	0	0	0	0	0	0	0	
Pakistan	20	8	1	0	0	0	0	1	0	2	0	0	3	0		
Palestine ****	0	0	0	0	0	0	0	0	0	0	0	0	0	0		
Qatar	0	0	0	0	0	0	0	0	0	0	0	0	0	0		
Saudi Arabia	0	0	0	0	0	0	0	0	0	0	0	0	0			
Somalia	0	0	0	0	0	0	0	0	0	0	0	0	0	0		
Sudan	0	0	0	0	0	0	0	0	0	0	0	0	0	0		
Syria ****	0	0	0	0	0	0	0	0	0	0	0	0	0	0		
Tunisia	0	0	0	0	0	0	0	0	0	0	0	0	0	0		
U.A.E	0	0	0	0	0	0	0	0	0	0	0	0	0	0		
Yemen	0	0	0	0	0	0	0	0	0	0	0	0	0	0		
<b>Total EMR</b>	<b>33</b>	<b>22</b>	<b>3</b>	<b>3</b>	<b>0</b>	<b>1</b>	<b>0</b>	<b>2</b>	<b>1</b>	<b>2</b>	<b>1</b>	<b>3</b>	<b>5</b>	<b>2</b>	<b>3</b>	<b>0</b>

\*\*\*\* UNRWA cases are included with those of country of residence



Table 3: Investigation of AFP cases with paralysis onset in 2017 & 2018 up to Week (05/18) / Ending on : 04/02/2018

COUNTRY	2017												2018												Latest line List Date
	AFP									Specimen	Wild cases ****		AFP									Specimen	Wild cases ****		
	Total AFP cases onset 2017	Case classification					Non polio AFP rate **	AFP cases pending classification > 90 days from onset of paralysis	AFP cases pending classification and lab > 90 days from onset of paralysis	% with *** adequate specimens	Wild P1 Poliovirus	Wild P3 Poliovirus	Total AFP cases onset 2018	Case classification					Annualized Non polio AFP rate **	AFP cases pending classification > 90 days from onset of paralysis	AFP cases pending classification and lab > 90 days from onset of paralysis	% with *** adequate specimens	Wild P1 Poliovirus	Wild P3 Poliovirus	
		Total Confirmed Polio Cases *	Polio Compatible	Pending Classification	Discarded (non polio AFP)	VDPV								Total Confirmed Polio Cases *	Polio Compatible	Pending Classification	Discarded (non polio AFP)	VDPV							
Afghanistan	3090	14	0	43	3033	1	15.2	18	2	93.7	14	0	268	3	0	185	80	0	13.7	0	0	97.0	3	0	04-02-2018
Bahrain	18	0	0	3	15	0	6.2	0	0	100.0	0	0	2	0	0	2	0	0	7.2	0	0	100.0	0	0	04-02-2018
Djibouti	4	0	0	4	0	0	1.3	4	4	100.0	0	0	0	0	0	0	0	0	0.0	0	0		0	0	10-04-2017
Egypt	1240	0	0	18	1220	1	3.3	5	0	94.4	0	0	93	0	0	79	14	0	2.6	0	0	91.4	0	0	01-02-2018
Iran	820	0	0	4	816	0	4.3	0	0	97.0	0	0	53	0	0	39	13	0	2.9	0	0	94.3	0	0	27-01-2018
Iraq	698	0	0	21	677	0	4.7	4	1	86.7	0	0	74	0	0	42	32	0	5.2	0	0	90.5	0	0	02-02-2018
Jordan	116	0	0	15	101	0	4.2	0	0	100.0	0	0	12	0	0	12	0	0	4.5	0	0	91.7	0	0	01-02-2018
Kuwait	68	0	0	0	68	0	7.4	0	0	94.1	0	0	1	0	0	1	0	0	1.1	0	0	100.0	0	0	04-02-2018
Lebanon	77	0	0	13	64	0	4.1	7	0	77.9	0	0	4	0	0	4	0	0	2.2	0	0	100.0	0	0	26-01-2018
Libya	88	0	0	0	88	0	4.3	0	0	96.6	0	0	7	0	0	4	3	0	2.9	0	0	100.0	0	0	03-02-2018
Morocco	139	0	0	45	94	0	1.3	34	0	66.2	0	0	14	0	0	14	0	0	1.3	0	0	71.4	0	0	26-01-2018
Oman	40	0	0	0	40	0	4.5	0	0	90.0	0	0	1	0	0	1	0	0	1.2	0	0	0.0	0	0	04-02-2018
Pakistan	10155	8	0	547	9600	0	13.0	292	0	85.6	8	0	338	0	0	246	92	0	4.5	0	0	78.4	0	0	28-01-2018
Palestine	43	0	0	4	39	0	2.3	0	0	97.7	0	0	4	0	0	4	0	0	2.2	0	0	100.0	0	0	04-02-2018
Qatar	18	0	0	1	17	0	6.1	0	0	100.0	0	0	2	0	0	2	0	0	5.8	0	0	100.0	0	0	04-02-2017
Saudi Arabia	277	0	0	152	125	0	2.9	92	91	99.3	0	0	9	0	0	9	0	0	1.0	0	0	100.0	0	0	04-02-2018
Somalia	345	0	0	2	343	0	6.0	1	1	99.1	0	0	24	0	0	17	7	0	3.9	0	0	100.0	0	0	04-02-2018
Sudan	570	0	0	1	569	0	3.2	0	0	96.3	0	0	50	0	0	32	18	0	2.9	0	0	96.0	0	0	04-02-2018
Syria	361	0	1	8	278	44	4.7	1	0	81.2	0	0	15	0	0	10	5	0	2.0	0	0	86.7	0	0	02-02-2018
Tunisia	67	0	0	2	65	0	2.5	0	0	74.6	0	0	6	0	0	5	1	0	2.4	0	0	66.7	0	0	31-01-2018
U.A.E	58	0	0	0	58	0	5.7	0	0	96.6	0	0	6	0	0	6	0	0	6.2	0	0	100.0	0	0	04-02-2018
Yemen	712	0	0	247	465	0	5.2	132	114	90.4	0	0	64	0	0	64	0	0	4.7	0	0	93.8	0	0	03-02-2018
EMR	19004	22	1	1130	17775	46	7.6	590	213	88.9	22	0	1047	3	0	778	265	0	4.3	0	0	89.0	3	0	
2016	16008	33	5	1	15961	8	6.4	0	0	89.6	33	0													

**\* Advance notification of a new VDPV2 from Tehran, Iran, with onset 01/01/2018 pending final classification**

\* Confirmed polio cases refer to wild isolation from AFP cases or from contacts of negative index AFP cases

\*\* Non-polio AFP per 100,000 children <15 years

\*\*\* Adequate here refers to two stool specimens collected at least 24 hours apart, within 14 days of paralysis onset

\*\*\*\* AFP cases co infected with P1 and P3 are counted separately as wild isolates



World Health Organization – Regional Office for Eastern Mediterranean  
AFP SURVEILLANCE  
Week 05, ending 04 February 2018

5-Feb-18  
Number 1009

Table 4 (a): Lab results of contacts' samples in EMR, 2017 - 2018

COUNTRY	2017						2018					
	# OF CONTACTS	LAB RESULTS					# OF CONTACTS	LAB RESULTS				
		WILD	VDPV	SL	NPEV	PENDING		WILD	VDPV	SL	NPEV	PENDING
AFG	1425	1	0	88	347	0	79	0	0	2	4	20
BAH	2	0	0	0	0	0	0	0	0	0	0	0
DJI	0	0	0	0	0	0	0	0	0	0	0	0
EGY	450	0	0	9	63	18	24	0	0	0	0	15
IRN	143	0	0	5	1	0	2	0	0	0	0	0
IRQ	698	0	0	13	101	16	83	0	0	0	4	58
JOR	2	0	0	0	0	0	0	0	0	0	0	0
KUW	8	0	0	0	0	2	0	0	0	0	0	0
LEB	92	0	0	2	3	21	18	0	0	0	0	18
LIB	4	0	0	0	0	1	0	0	0	0	0	0
MOR	84	0	0	0	7	0	2	0	0	0	0	2
OMA	113	0	0	1	24	4	0	0	0	0	0	0
PAK	3733	2	0	229	893	0	56	0	0	1	2	10
PAL	0	0	0	0	0	0	0	0	0	0	0	0
QAT	0	0	0	0	0	0	0	0	0	0	0	0
SAA	0	0	0	0	0	0	0	0	0	0	0	0
SOM	1032	0	0	37	113	3	77	0	0	1	0	56
SUD	385	0	0	6	32	46	29	0	0	0	3	14
SYR	570	0	62	3	11	0	33	0	0	0	0	24
TUN	26	0	0	0	1	0	0	0	0	0	0	0
UAE	2	0	0	0	0	0	0	0	0	0	0	0
YEM	1737	0	0	43	114	667	99	0	0	0	0	99
<b>EMR</b>	<b>10506</b>	<b>3</b>	<b>62</b>	<b>436</b>	<b>1710</b>	<b>778</b>	<b>502</b>	<b>0</b>	<b>0</b>	<b>4</b>	<b>13</b>	<b>316</b>

Table 4 (B): Most recent wild contacts in EMRO, 2017 - 2018

Year	Country	Data	
		Count of wild contacts	Date of Most Recent stool collection
2017	Pakistan	2	04-12-17
	Afghanistan	1	21-05-17
<b>2017 Total</b>		<b>3</b>	<b>04-12-17</b>

Table 4 (C): Number and distribution by district of -ve index AFP cases identified as wild positive by contact in EMR, 2017-2018

YEAR	COUNTRY	PROVINCE	DISTRICT	COUNT	First case	Last case
2017	AFG	HILMAND	NAWZAD	1	16-04-17	16-04-17
	<b>AFG Total</b>				<b>1</b>	<b>16-04-17</b>



**Table 5: Laboratory investigation of AFP cases with paralysis onset in 2017 up to Week (05/18) / Ending on : (04/02/2018)**

Country	Polio laboratories  Sequencing performed by EGY, PAK, TUN, CDC and RIVM laboratories	AFP cases with specimens	Preliminary virus isolation results of AFP cases						Poliovirus intratypic differentiation results #									Indicators				Latest report Date				
			Referred for ITD		NPEV only	Negative	Pending		Type 1			Type 2			Type 3			Discordant pending sequence	NPEV by PCR	Non-EV	Pending ITD		% specimens positive for NPEV*	% AFP cases with culture results within 14 days	% AFP cases with ITD results within 7 days	% AFP cases with ITD results within 45 days of onset**
			L20B+	L20B+NPEV			received < / = 14 days	received > 14 days ago	Wild	Sabin	VDPV	Wild	Sabin	VDPV	Wild	Sabin	VDPV									
Afghanistan	RRL Pakistan	249	5		10	93	135	6	3	1											7%	87%	100%	100%	04/02/2018	
Bahrain	PNL Oman																								29/01/2018	
Djibouti	NPL Kenya																								10/04/2017	
Egypt***	RRL Egypt	93			1	12	49	31													5%	100%		100%	01/02/2018	
Iran	NPL Iran	98	1			65	31	1					1								0%	98%	100%	100%	03/02/2018	
Iraq	RRL Egypt	74				34	40														4%	100%			01/02/2018	
Jordan	RRL EGYPT	12	1		1	8	2														8%	90%			04/02/2018	
Kuwait	RRL Kuwait	1				1															0%	100%		100%	01/02/2018	
Lebanon	NPL Jordan	4				2	2														0%	100%			04/02/2018	
Libya	RRL Tunisia	4				1	1	2													0%	100%		100%	26/01/2018	
Morocco	NPL Morocco	15				9	6														0%	100%		100%	02/02/2018	
Oman	NPL Oman																				0%				29/01/2018	
Pakistan	RRL Pakistan	353	2		12	153	14	171		1						2					6%	98%	100%	100%	04/02/2018	
Palestine & UNRWA		4				3		1													0%	67%		100%	04/02/2018	
Qatar	NPL Oman	1					1																		29/01/2018	
Saudi Arabia	NPL Oman	9					5	4																	31/01/2018	
Somalia	NPL Kenya	24	1			6	10	7		1											0%	14%		100%	04/02/2018	
Sudan	RRL Egypt	29			1	13	5	10													13%	100%			28/01/2018	
Syria	RRL Egypt	13				5	8														0%	100%			01/02/2018	
Tunisia	RRL Tunisia	8				3	3	2													0%	100%		100%	26/01/2018	
U.A.E	NPL Oman																								29/01/2018	
Yemen	RRL Egypt																								01/02/2018	
<b>Total EMR 2018</b>		991	10		25	408	312	235	3	3			1			4					5%	94%	100%	100%		
<b>Total EMR 2017</b>		18137	918	98	3562	13515	7	34	21	575			10	34*	685		22	25	2		16%	98%	99%	96%		

\* Specimens from all sources including non-AFP cases, excluding environmental samples  
\*\* This indicator reflects surveillance and laboratory activities

\* In 2017, 41 cVDPV2 were isolated from Syria by other Global Polio Laboratories Network (GPLN)  
Syria reported a total of 74 cVDPV2 cases in 2017 out of which 8 were identified by positive contacts

**Advance notification of a new VDPV2 from Tehran, Iran with date of onset 01/01/2018 pending final classification**



**Table 6: Environmental isolate by year and type**

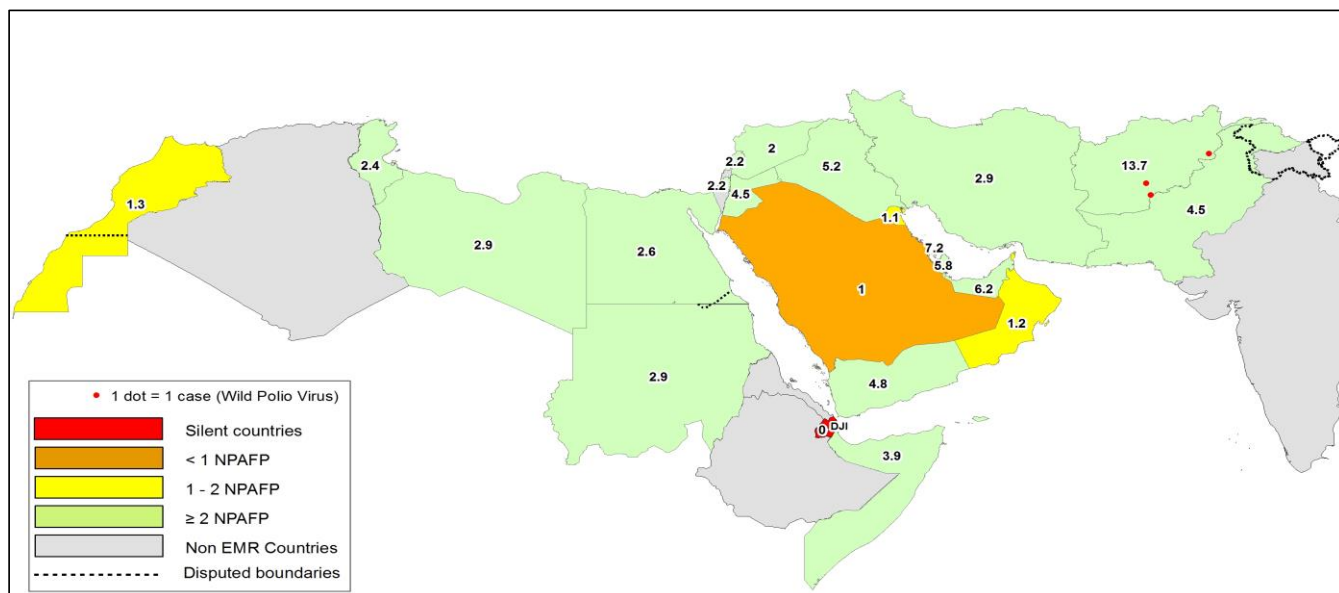
Country	Status	2015	2016	2017	2018
AFG	NEGATIVE	129	183	273	3
	PENDING			2	14
	WILD	20	2	41	4
<b>AFG Total</b>		<b>149</b>	<b>185</b>	<b>316</b>	<b>21</b>
EGY	NEGATIVE	495	528	520	23
	PENDING				23
	VDPV2	3	1		
<b>EGY Total</b>		<b>498</b>	<b>529</b>	<b>520</b>	<b>46</b>
IRN	NEGATIVE			6	2
<b>IRN Total</b>				<b>6</b>	<b>2</b>
JOR	NEGATIVE		2	31	1
	PENDING				1
<b>JOR Total</b>			<b>2</b>	<b>31</b>	<b>2</b>
LEB	NEGATIVE		4	27	
	PENDING				3
<b>LEB Total</b>			<b>4</b>	<b>27</b>	<b>3</b>
PAK	NEGATIVE	347	462	523	28
	PENDING				18
	WILD	79	59	105	7
	WILD & VDPV2	5	3	1	
	VDPV2	8	5	4	
<b>PAK Total</b>		<b>439</b>	<b>529</b>	<b>633</b>	<b>53</b>
SOM	NEGATIVE			28	8
	PENDING			5	12
	VDPV2			2	
<b>SOM Total</b>				<b>35</b>	<b>20</b>
SYR	NEGATIVE			5	2
<b>SYR Total</b>				<b>5</b>	<b>2</b>
EMR	NEGATIVE	971	1179	1413	67
	PENDING			7	71
	WILD	99	61	146	11
	WILD & VDPV2	5	3	1	0
	VDPV2	11	6	6	0
<b>EMR Total</b>		<b>1086</b>	<b>1249</b>	<b>1573</b>	<b>149</b>

**Table 7: Environmental Wild/VDPV isolate by site**

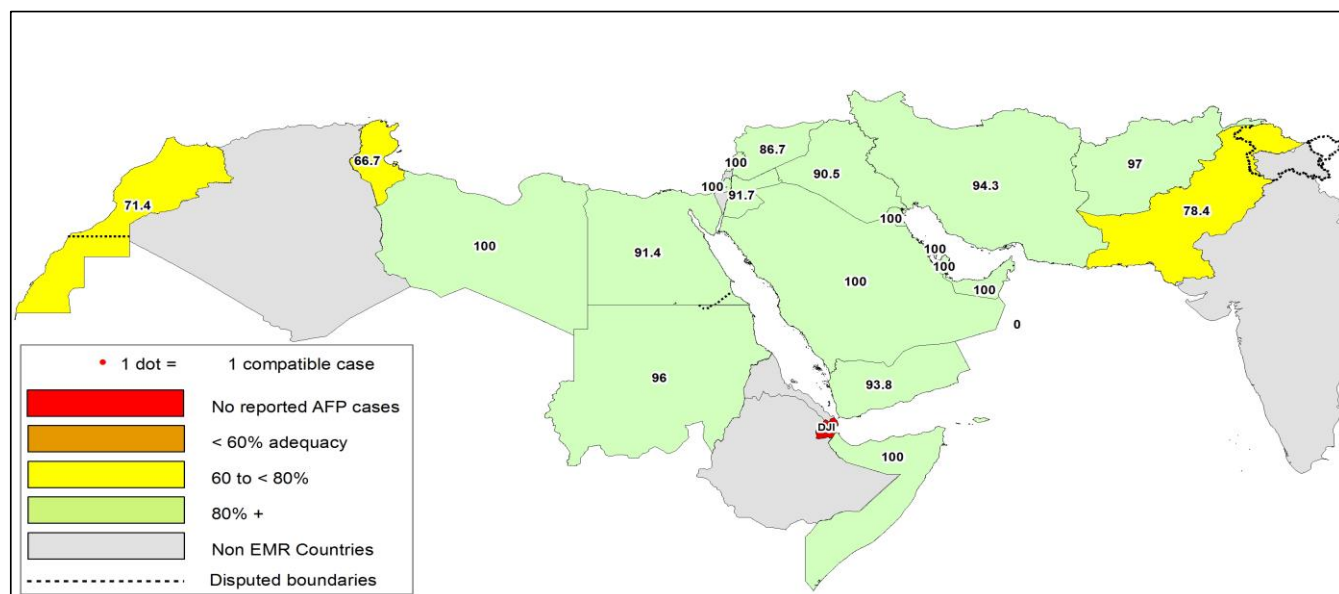
Country	COUNTRY	Status	PROVINCE	DISTRICT	Count	First date	Last date	
2017	AFG	WILD	HILMAND	LASHKARGAH	8	26-Apr	26-Dec	
			KABUL	KABUL	1	25-Oct	25-Oct	
			KANDAHAR	KANDAHAR	18	26-Jan	27-Dec	
			KUNAR	ASADABAD	1	25-Dec	25-Dec	
			NANGARHAR	BEHSUD	3	24-Sep	26-Dec	
				JALALABAD	10	24-Jan	26-Dec	
	<b>AFG Total</b>				<b>41</b>	<b>24-Jan</b>	<b>27-Dec</b>	
	PAK	WILD	BALOCHISTAN	KABDULLAH	KABDULLAH	12	1-Jan	15-Oct
				LORALAI	LORALAI	3	17-Sep	17-Nov
				PISHIN	PISHIN	5	2-Jan	2-Oct
				QUETTA	QUETTA	12	1-Jan	20-Dec
				ZHOB	ZHOB	1	18-Dec	18-Dec
				ISLAMABAD	CDA	5	10-Feb	10-Jul
				KHYBER PAKHTUNKHWA	PESHAWAR	8	10-Jan	11-Dec
				PUNJAB	LAHORE	1	18-Dec	18-Dec
					MULTAN	1	9-Jan	9-Jan
					RAWALPINDI	8	10-Jan	10-Oct
					JACOBABAD	4	11-Aug	13-Dec
					KAMBAR	1	15-Aug	15-Aug
					KHIBALDIA	2	8-Aug	3-Nov
				KHIGADAP	21	9-Jan	12-Dec	
	KHIGIQBAL	6	3-Feb	10-Oct				
	KHIKORANGI	1	16-Oct	16-Oct				
	KHILANDHI	7	16-Mar	14-Dec				
	KHISITE	5	7-Aug	4-Dec				
	SUKKUR	2	11-Apr	19-Sep				
	WILD & VDPV2	BALOCHISTAN	KABDULLAH	1	15-Jul	15-Jul		
	VDPV2	BALOCHISTAN	PISHIN	1	2-May	2-May		
			QUETTA	3	3-Apr	29-May		
<b>PAK Total</b>				<b>110</b>	<b>1-Jan</b>	<b>20-Dec</b>		
	SOM	VDPV2	BANADIR	WABERI	2	22-Oct	2-Nov	
<b>SOM Total</b>				<b>2</b>	<b>22-Oct</b>	<b>2-Nov</b>		
<b>2017 Total</b>				<b>153</b>	<b>1-Jan</b>	<b>27-Dec</b>		
2018	AFG	WILD	HILMAND	LASHKARGAH	1	8-Jan	8-Jan	
			KANDAHAR	KANDAHAR	3	8-Jan	8-Jan	
	<b>AFG Total</b>				<b>4</b>	<b>8-Jan</b>	<b>8-Jan</b>	
	PAK	WILD	BALOCHISTAN	KABDULLAH	KABDULLAH	1	1-Jan	1-Jan
				ISLAMABAD	CDA	1	10-Jan	10-Jan
				KHYBER PAKHTUNKHWA	KOHAT	1	5-Jan	5-Jan
					PESHAWAR	1	10-Jan	10-Jan
					RAWALPINDI	1	10-Jan	10-Jan
					KHILANDHI	1	10-Jan	10-Jan
					KHISITE	1	1-Jan	1-Jan
<b>PAK Total</b>				<b>7</b>	<b>1-Jan</b>	<b>10-Jan</b>		
<b>2018 Total</b>				<b>11</b>	<b>1-Jan</b>	<b>10-Jan</b>		



**Figure 1: Non Polio AFP Rate and Wild Virus in EMR 01/01/2018 - 04/02/2018**



**Figure 2: Percent of AFP cases with Adequate Samples & Compatible Cases in EMR 01/01/2018 - 04/02/2018**



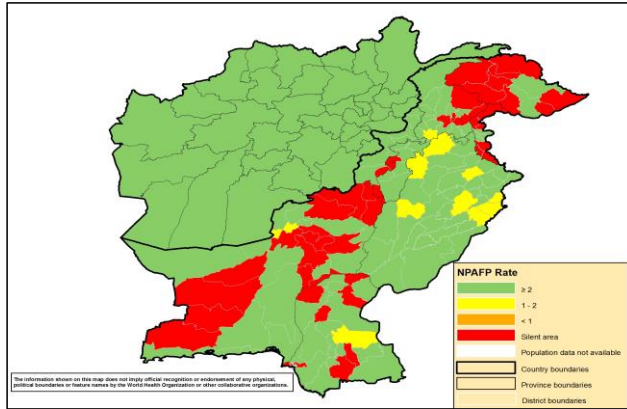
**Table 8: Wild polio cases by country and date of onset of paralysis in EMR, 2017 - 2018**

Year	COUNTRY	Count	First Case	Last Case
2018	AFG	3	01-01-18	06-01-18
2018 Total		3	01-01-18	06-01-18
2017	AFG	14	13-01-17	28-12-17
	PAK	8	28-01-17	15-11-17
2017 Total		22	13-01-17	28-12-17

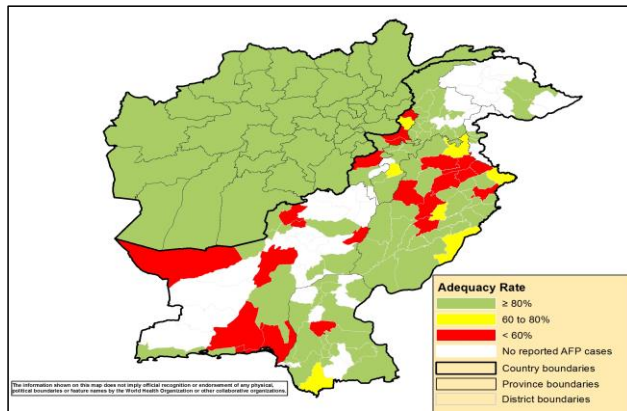
Last reported wild Polio P3 from Pakistan with date of onset 18/04/2012



**Figure 3: Non Polio AFP rate by Province in Afghanistan & by District in Pakistan 01/01/2018 - 04/02/2018**

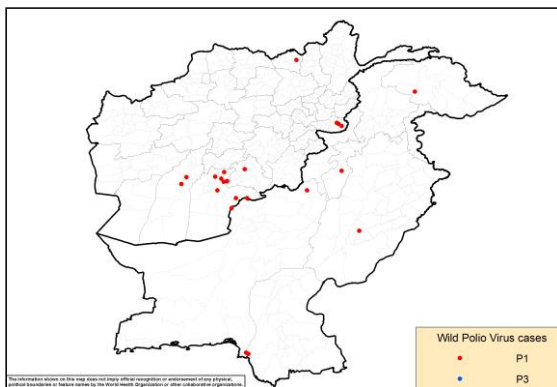


**Figure 4: Percent of AFP cases with Adequate Samples in Afghanistan by Province & Pakistan by District 01/01/2018 - 04/02/2018**

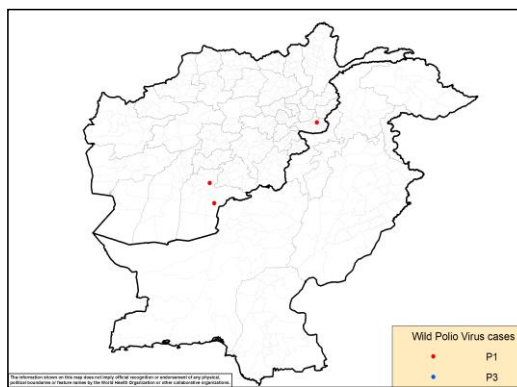


**Figure 5: Wild Virus Cases by Type & District in Afghanistan & Pakistan**

**5a: 01/01/2017 - 31/12/2017**



**5b: 01/01/2018 - 04/02/2018**





ONSETYR	PROVINCE	DISTRICT	Count	First case	Last case
2018	KANDAHAR	SPINBOLDAK	1	06-01-18	06-01-18
		SHAHWALIKOT	1	05-01-18	05-01-18
	NANGARHAR	KAMA	1	01-01-18	01-01-18
<b>2018 Total</b>			<b>3</b>	<b>01-01-18</b>	<b>06-01-18</b>
2017	KANDAHAR	SPINBOLDAK	1	28-12-17	28-12-17
		SHAHWALIKOT	5	19-06-17	03-12-17
		KANDAHAR	1	13-01-17	13-01-17
	NANGARHAR	MUHMAND DARA	1	05-11-17	05-11-17
		BATIKOT	2	15-09-17	11-10-17
	ZABUL	ARGHANDAB (Z)	1	10-07-17	10-07-17
	HILMAND	NAWZAD	1	16-04-17	16-04-17
		NAHR-E-SARAJ	1	21-01-17	21-01-17
KUNDUZ	DASHT-E-ARCHI	1	21-02-17	21-02-17	
<b>2017 Total</b>			<b>14</b>	<b>13-01-17</b>	<b>28-12-17</b>

ONSETYR	PROVINCE	DISTRICT	Count	First case	Last case
2017	BALOCHISTAN	ZHOB	1	15-11-17	15-11-17
		KABDULAH	2	11-06-17	13-11-17
	SINDH	KHIGADAP	1	09-11-17	09-11-17
		KHIGIQBAL	1	11-08-17	11-08-17
	KHYBER PAKHTOON	LAKKIMRWT	1	21-08-17	21-08-17
	GILGIT BALTISTAN	DIAMER	1	13-02-17	13-02-17
PUNJAB	LODHRAN	1	28-01-17	28-01-17	
<b>2017 Total</b>			<b>8</b>	<b>28-01-17</b>	<b>15-11-17</b>

**Table 11: Circulating VDPV cases and date of onset of paralysis in EMR countries by districts 2017-2018**

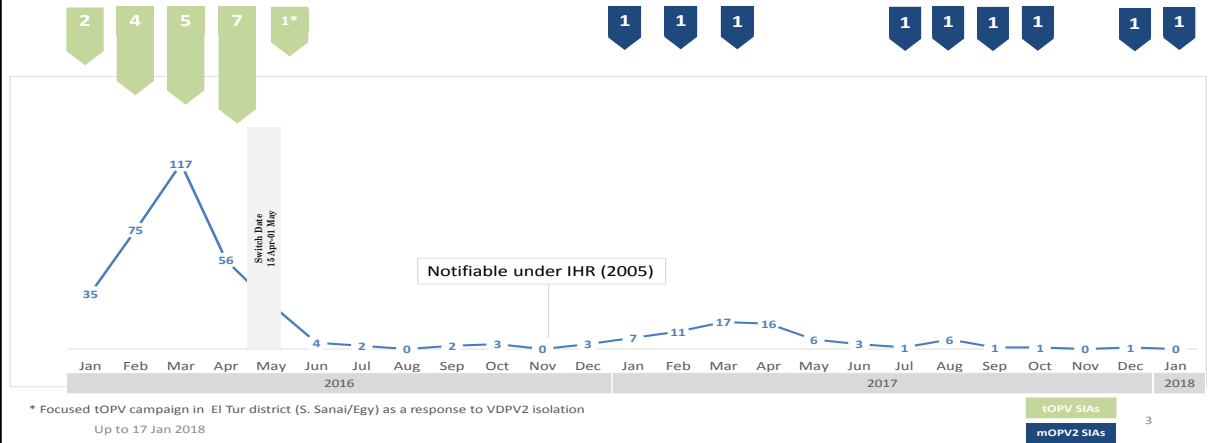
Year	COUNTRY	PROVINCE	DISTRICT	Count	First Case	Last Case
2017	SYR	HOMS	TADMOUR	1	10-07-17	10-07-17
		DEIR_AL_ZOUR	DEIR ALZOUR	1	30-06-17	30-06-17
		DEIR_AL_ZOUR	BOKAMAL	12	25-06-17	21-09-17
		DEIR_AL_ZOUR	MAYADEEN	58	05-03-17	09-09-17
		RAQUA	THAWRA	1	16-06-17	16-06-17
		RAQUA	TALABYAD	1	25-04-17	25-04-17
<b>SYR Total</b>				<b>74</b>	<b>05-03-17</b>	<b>21-09-17</b>
<b>2017 Total</b>				<b>74</b>	<b>05-03-17</b>	<b>21-09-17</b>



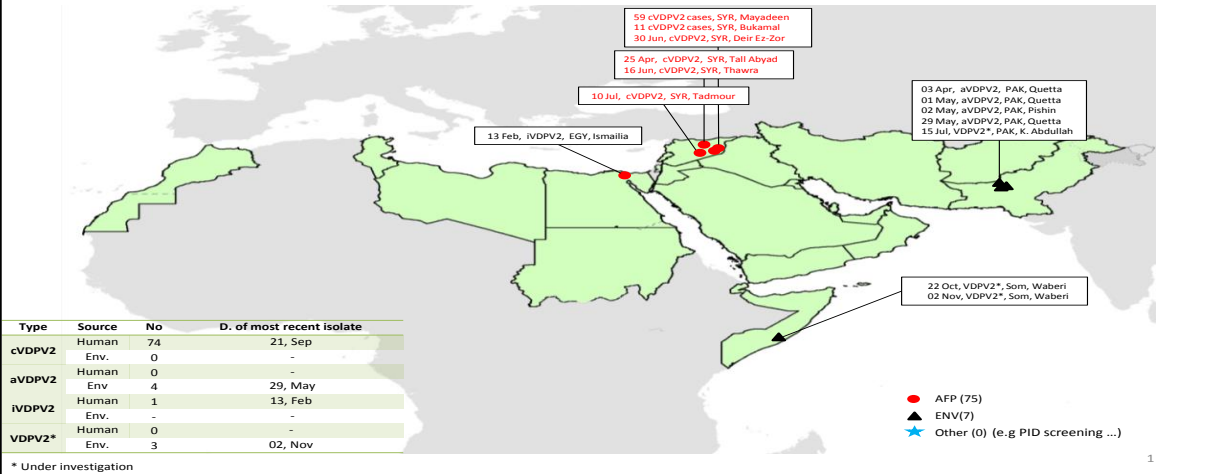




### Sabin Like Type-2 Poliovirus Isolates (H & E) EMR, 2016-17-18



### VDPV2 isolates, EMR countries, 2017



### VDPV2 isolates, EMR countries, 2018

