



AFP SURVEILLANCE

30-Oct-17

Week 43, ending 29 October 2017

Number 995

Table 1: Acute Flaccid Paralysis (AFP) cases by week of onset

Country	Reported AFP cases by week of onset - Week (43/17) / Ending on : 29/10/2017														
	Total AFP 2015	Total AFP 2016	Total AFP to date, 2017	W32 13 Aug 17	W33 20 Aug 17	W34 27 Aug 17	W35 03 Sep 17	W36 10 Sep 17	W37 17 Sep 17	W38 24 Sep 17	W39 01 Oct 17	W40 08 Oct 17	W41 15 Oct 17	W42 22 Oct 17	W43 29 Oct 17
Afghanistan	2738	2905	2468	65	59	51	39	55	62	48	46	51	53	39	5
Bahrain	19	14	15	0	0	0	0	0	1	0	1	1	0	0	0
Djibouti	3	3	4												
Egypt	1046	1092	1023	22	23	15	11	20	26	14	23	31	24	15	4
Iran	780	776	625	11	13	14	16	13	16	15	15	15	14	3	0
Iraq	520	605	546	14	24	18	10	12	15	10	10	19	10	8	
Jordan ****	90	107	92	1	3	3	0	0	6	4	3	4	4	2	0
Kuwait	32	50	40	2	2	1	0	1	0	0	0	0	0	0	0
Lebanon ****	113	111	65	1	0	0	2	1	1	1	0	1	0	1	
Libya	54	70	71	0	2	0	1	1	2	3	0	1	2	3	
Morocco	79	84	97	1	3	2	6	0	2	1	2	4	1		
Oman	39	39	27	0	0	0	1	0	0	1	1	1	1	2	1
Pakistan	5814	7847	7636	177	208	160	143	205	202	169	143	161	84	17	0
Palestine ****	38	46	31	0	1	0	0	1	1	2	0	2	2	0	0
Qatar	11	9	13	0	1	0	0	0	0	0	0	0	1	0	0
Saudi Arabia	254	273	173	2	0	3	0	0	3	5	1	4	0	0	0
Somalia	281	316	289	5	8	7	5	8	10	4	5	5	3	0	0
Sudan	436	509	451	13	10	5	9	15	14	14	12	10	21	5	0
Syria ****	235	303	284	10	14	7	4	5	0	7	7	3	4	2	
Tunisia	64	90	50	0	2	0	1	2	0	2	2	1	0	0	
U.A.E	31	42	42	1	1	0	1	0	1	0	1	2	3	2	0
Yemen	537	715	556	11	16	15	11	15	14	14	9	12	21	7	1
Total EMR	13214	16006	14598	336	390	301	260	354	376	314	281	328	248	106	11

□ No data = No report received

Table 2: Confirmed polio cases by month of onset

Country	Total year 2015	Total year 2016	29/10		Confirmed polio cases by month of onset											
			2016	2017	November 2016	December 2016	January 2017	February 2017	March 2017	April 2017	May 2017	June 2017	July 2017	August 2017	September 2017	October 2017
Afghanistan	20	13	12	8	0	1	2	1	0	1	0	1	1		1	1
Bahrain	0	0	0	0	0	0	0	0	0	0	0	0	0	0		
Djibouti	0	0	0	0	0	0										
Egypt	0	0	0	0	0	0	0	0	0	0	0	0	0			
Iran	0	0	0	0	0	0	0	0	0	0	0	0	0	0		
Iraq	0	0	0	0	0	0	0	0	0	0	0	0	0	0	0	
Jordan ****	0	0	0	0	0	0	0	0	0	0	0	0	0	0	0	
Kuwait	0	0	0	0	0	0	0	0	0	0	0	0	0			
Lebanon ****	0	0	0	0	0	0	0	0	0	0	0	0	0	0		
Libya	0	0	0	0	0	0	0	0	0	0	0	0	0	0		
Morocco	0	0	0	0	0	0	0	0	0	0	0	0	0	0		
Oman	0	0	0	0	0	0	0	0	0	0	0	0	0	0	0	
Pakistan	54	20	18	5	1	1	1	1	0			1		2		
Palestine ****	0	0	0	0	0	0	0	0	0	0	0	0	0	0		
Qatar	0	0	0	0	0	0	0	0	0	0	0	0	0	0	0	
Saudi Arabia	0	0	0	0	0	0	0	0								
Somalia	0	0	0	0	0	0	0	0	0	0	0	0	0		0	
Sudan	0	0	0	0	0	0	0	0	0	0	0	0	0	0	0	
Syria ****	0	0	0	0	0	0	0	0	0	0	0	0	0			
Tunisia	0	0	0	0	0	0	0	0	0	0	0	0	0	0		
U.A.E	0	0	0	0	0	0	0	0	0	0	0	0	0	0		
Yemen	0	0	0	0	0	0	0	0	0	0	0	0	0			
Total EMR	74	33	30	13	1	2	3	2	0	1	0	2	1	2	1	1

**** UNRWA cases are included with those of country of residence



Table 3: Investigation of AFP cases with paralysis onset in 2016 & 2017 up to Week (43/17) / Ending on : 29/10/2017

COUNTRY	2016												2017												Latest line List Date		
	AFP										Specimen	Wild cases ****		AFP										Specimen		Wild cases ****	
	Total AFP cases onset 2016	Case classification					Non polio AFP rate **	AFP cases pending classification > 90 days from onset of paralysis	AFP cases pending classification and lab > 90 days from onset of paralysis	% with *** adequate specimens		Wild P1 Poliovirus	Wild P3 Poliovirus	Total AFP cases onset 2017	Case classification					Annualized Non polio AFP rate **	AFP cases pending classification > 90 days from onset of paralysis	AFP cases pending classification and lab > 90 days from onset of paralysis	% with *** adequate specimens			Wild P1 Poliovirus	Wild P3 Poliovirus
		Total Confirmed Polio Cases *	Polio Compatible	Pending Classification	Discarded (non polio AFP)	VDPV					Total Confirmed Polio Cases *				Polio Compatible	Pending Classification	Discarded (non polio AFP)	VDPV									
Afghanistan	2905	13	0	0	2891	1	14.4	0	0	92.2	13	0	2468	8	0	162	2298	0	14.4	15	1	93.7	8	0	29-10-2017		
Bahrain	14	0	0	0	14	0	4.9	0	0	100.0	0	0	15	0	0	3	12	0	6.3	0	0	100.0	0	0	29-10-2017		
Djibouti	3	0	0	0	3	0	1.0	0	0	33.3	0	0	4	0	0	4	0	0	1.6	4	4	100.0	0	0	10-04-2017		
Egypt	1092	0	0	0	1092	0	2.9	0	0	94.1	0	0	1023	0	0	160	862	1	3.3	1	0	93.0	0	0	26-10-2017		
Iran	776	0	0	0	775	1	4.2	0	0	95.5	0	0	625	0	0	22	603	0	4.0	0	0	97.8	0	0	29-10-2017		
Iraq	605	0	0	0	604	1	4.2	0	0	80.7	0	0	546	0	0	64	482	0	4.4	11	1	85.7	0	0	28-10-2017		
Jordan	107	0	0	0	107	0	3.8	0	0	100.0	0	0	92	0	0	33	59	0	3.9	4	0	100.0	0	0	29-10-2017		
Kuwait	50	0	0	0	50	0	5.7	0	0	90.0	0	0	40	0	0	4	36	0	5.5	0	0	87.5	0	0	29-10-2017		
Lebanon	111	0	0	0	111	0	5.8	0	0	82.9	0	0	65	0	0	11	54	0	4.2	7	0	73.8	0	0	27-10-2017		
Libya	70	0	0	0	70	0	3.4	0	0	97.1	0	0	71	0	0	10	61	0	4.2	3	3	95.8	0	0	28-10-2017		
Morocco	84	0	0	0	84	0	0.8	0	0	61.9	0	0	97	0	0	35	62	0	1.1	20	0	66.0	0	0	20-10-2017		
Oman	39	0	0	0	39	0	4.5	0	0	89.7	0	0	27	0	0	6	21	0	3.6	0	0	85.2	0	0	29-10-2017		
Pakistan	7847	20	5	0	7820	2	10.0	0	0	87.4	20	0	7636	5	0	407	7224	0	11.8	78	14	88.1	5	0	29-10-2017		
Palestine	46	0	0	0	46	0	2.4	0	0	97.8	0	0	31	0	0	8	23	0	2.0	0	0	100.0	0	0	29-10-2017		
Qatar	9	0	0	0	9	0	3.0	0	0	100.0	0	0	13	0	0	1	12	0	5.3	0	0	92.3	0	0	29-10-2017		
Saudi Arabia	273	0	0	0	273	0	2.8	0	0	98.2	0	0	173	0	0	101	72	0	2.2	82	78	97.1	0	0	29-10-2017		
Somalia	316	0	0	0	315	1	5.5	0	0	99.1	0	0	289	0	0	9	280	0	6.0	0	0	99.0	0	0	29-10-2017		
Sudan	509	0	0	0	509	0	2.8	0	0	97.6	0	0	451	0	0	33	418	0	3.0	0	0	97.3	0	0	29-10-2017		
Syria	303	0	0	0	303	0	3.9	0	0	87.8	0	0	284	0	1	21	210	53	4.4	1	0	81.7	0	0	28-10-2017		
Tunisia	90	0	0	0	89	1	3.4	0	0	77.8	0	0	50	0	0	6	44	0	2.3	0	0	80.0	0	0	26-10-2017		
U.A.E	42	0	0	0	42	0	4.2	0	0	100.0	0	0	42	0	0	8	34	0	5.0	0	0	95.2	0	0	29-10-2017		
Yemen	715	0	0	0	714	1	5.4	0	0	90.9	0	0	556	0	0	234	322	0	4.9	82	74	91.0	0	0	28-10-2017		
EMR	16006	33	5	0	15960	8	6.4	0	0	89.7	33	0	14598	13	1	1342	13189	54	7.1	308	175	90.2	13	0			
2015	13214	74	15	1	13117	8	5.2	0	0	90.2	74	0															

* Confirmed polio cases refer to wild isolation from AFP cases or from contacts of negative index AFP cases

** Non-polio AFP per 100,000 children <15 years

*** Adequate here refers to two stool specimens collected at least 24 hours apart, within 14 days of paralysis onset

**** AFP cases co infected with P1 and P3 are counted separately as wild isolates



World Health Organization – Regional Office for Eastern Mediterranean
AFP SURVEILLANCE
Week 43, ending 29 October 2017

30-Oct-17
Number 995

Table 4 (a): Lab results of contacts' samples in EMR, 2016 - 2017

COUNTRY	2016						2017					
	# OF CONTACTS	LAB RESULTS					# OF CONTACTS	LAB RESULTS				
	WILD	VDPV	SL	NPEV	PENDING	WILD	VDPV	SL	NPEV	PENDING		
AFG	1453	8		127	343		1171	1	74	282	44	
BAH							2					
DJI	9				9							
EGY	362			13	49	14	357		4	38	67	
IRN	170			3	6		101		3			
IRQ	658			28	102	6	571		12	67	54	
JOR							2					
KUW	78						8				2	
LEB	210			11	2	20	49		2	3	15	
LIB							4				1	
MOR	82			1	7	7	58			4	3	
OMA	102			1	7	2	65		1	13	7	
PAK	2503	5		181	525		2970		164	694	116	
PAL												
QAT												
SAA												
SOM	930		1	50	110		871		35	96	27	
SUD	228				18	19	259		5	13	38	
SYR	679			9	17		486		36	2	8	
TUN	20				1	1	20			1		
UAE							2					
YEM	1723		2	37	277	5	1368		42	99	487	
EMR	9207	13	3	461	1473	74	8364	1	36	344	1318	886

Table 4 (B): Most recent wild contacts in EMRO, 2016 - 2017

Year	Country	Data	
		Count of wild contacts	Date of Most Recent stool collection
2016	Pakistan	5	25-11-16
	Afghanistan	8	07-10-16
2016 Total		13	25-11-16
2017	Afghanistan	1	21-05-17
2017 Total		1	21-05-17

Table 4 (C): Number and distribution by district of -ve index AFP cases identified as wild positive by contact in EMR, 2016-2017

YEAR	COUNTRY	PROVINCE	DISTRICT	COUNT	First case	Last case
2016	AFG	KUNAR	SHIGAL WA SHEL TAN	1	26-02-16	26-02-16
		HILMAND	NAWZAD	1	23-01-16	23-01-16
		PAKTIKA	BERMEL	1	01-09-16	01-09-16
	AFG Total			3	23-01-16	01-09-16
	PAK	KHYBER PAKHTOON	KOHISTAN	1	03-09-16	03-09-16
		SINDH	BADIN	1	10-10-16	10-10-16
PAK Total			2	03-09-16	10-10-16	
2017	AFG	HILMAND	NAWZAD	1	16-04-17	16-04-17
			AFG Total			1



Table 5: Laboratory investigation of AFP cases with paralysis onset in 2017 up to Week (43/17) / Ending on : (29/10/2017)

Country	Polio laboratories Sequencing performed by EGY, PAK, TUN, CDC and RIVM laboratories	AFP cases with specimens	Preliminary virus isolation results of AFP cases						Poliovirus intratypic differentiation results #										Indicators				Latest report Date			
			Referred for ITD		NPEV only	Negative	Pending		Type 1			Type 2			Type 3			Discordant pending sequence	NPEV by PCR	Non-EV	Pending ITD	% specimens positive for NPEV*		% AFP cases with culture results within 14 days	% AFP cases with ITD results within 7 days	% AFP cases with ITD results within 45 days of onset**
			L20B+	L20B+/NPEV			received < / = 14 days	received > 14 days ago	Wild	Sabin	VDPV	Wild	Sabin	VDPV	Wild	Sabin	VDPV									
Afghanistan	RRL Pakistan	2422	207	30	518	1566	101		7	162						175	1	3			20%	99%	98%	98%	28/10/2017	
Bahrain	PNL Oman	14				14															0%	100%		79%	23/10/2017	
Djibouti	NPL Kenya	4					4																		10/04/2017	
Egypt***	RRL Egypt	996	15	5	127	711	29	109		11			1		4			6	1		12%	100%	100%	99%	29/10/2017	
Iran	NPL Iran	628	9		4	587	20	8		5					7						0%	99%	100%	100%	28/10/2017	
Iraq	RRL Egypt	554	17		65	434	30	9		10					13						12%	100%	100%	100%	26/10/2017	
Jordan	RRL EGYPT	92	1		6	83	2								3						7%	100%	100%	75%	29/10/2017	
Kuwait	RRL Kuwait	49			3	44		2													4%	94%		98%	19/10/2017	
Lebanon	NPL Jordan	62	1		5	56															9%	100%		100%	29/10/2017	
Libya	RRL Tunisia	64			6	56		2													8%	100%		94%	17/10/2017	
Morocco	NPL Morocco	80			7	67	3	3													8%	78%		91%	20/10/2017	
Oman	NPL Oman	25			6	16	2	1													25%	95%		95%	23/10/2017	
Pakistan	RRL Pakistan	7800	362	32	1773	5338	287	6	5	218			9		276			5			20%	99%	98%	97%	28/10/2017	
Palestine & UNRWA		31			11	15	2	3													42%	20%		100%	29/10/2017	
Qatar	NPL Oman	13				12	1														0%	100%		100%	23/10/2017	
Saudi Arabia	NPL Oman	197	1		35	138	14	9													16%	99%		100%	30/10/2017	
Somalia	NPL Kenya	289	19	4	39	218		9		14					19						15%	24%		100%	29/10/2017	
Sudan	RRL Egypt	424	7		51	347	4	16		4					3			1			11%	100%	100%	100%	21/10/2017	
Syria	RRL Egypt	282	43		10	215	12	2		2		1	29*		5		22				3%	100%	100%	82%	28/10/2017	
Tunisia	RRL Tunisia	54			5	46		3													7%	100%		98%	17/10/2017	
U.A.E	NPL Oman	34	2		3	29				2					2						8%	100%	100%	44%	23/10/2017	
Yemen	RRL Egypt	204	20	3	28	153				11					18			2			12%	100%	100%	37%	29/10/2017	
Total EMR 2017		14318	704	74	2702	10145	507	186	12	439			10	30	525		23	17	1		17%	97%	99%	96%		
Total EMR 2016		15747	823	93	2781	12035				28	482			86	6	565	1	2	23	3	4	15%	95%	98%	94%	

* Specimens from all sources including non-AFP cases, excluding environmental samples

** This indicator reflects surveillance and laboratory activities

*** 21 cVDPV2 were isolated from Syria by other Global Polio Laboratories Network (GPLN)**



Table 6: Environmental isolate by year and type

Country	Status	2010	2011	2012	2013	2014	2015	2016	2017
AFG	NEGATIVE				9	78	129	183	219
	PENDING								8
	WILD					17	20	2	19
AFG Total					9	95	149	185	246
EGY	NEGATIVE	416	447	412	472	452	412	528	354
	PENDING								74
	WILD			2					
	VDPV1			1		1			
	VDPV2			7	3	2	3	1	
EGY Total		183	178	206	307	413	415	529	428
JOR	NEGATIVE							2	21
	PENDING								4
JOR Total								2	25
LEB	NEGATIVE							4	16
	PENDING								2
LEB Total								4	18
PAK	NEGATIVE	77	68	151	257	237	347	462	409
	PENDING								27
	WILD	79	136	88	63	125	79	59	83
	WILD & VDPV2				2	6	5	3	1
	VDPV2					4	8	5	4
PAK Total		156	204	239	322	372	439	529	524
EMR	NEGATIVE	493	515	563	738	767	888	1179	1019
	PENDING								115
	WILD	79	136	90	63	142	99	61	102
	WILD & VDPV2				2	6	5	3	1
	VDPV1			1		1			0
VDPV2			7	3	6	11	6	4	
EMR Total		339	382	445	638	880	1003	1249	1241

Table 7: Environmental Wild/VDPV isolate by site

Year	Country	Status	Province	District	Count	First date	Last date	
2016	AFG	WILD1	HILMAND	NAHR-E-SARAJ	1	23-Dec	23-Dec	
			NANGARHAR	JALALABAD	1	26-Dec	26-Dec	
	AFG Total				2	23-Dec	26-Dec	
	EGY	VDPV2	SOUTH SINIA	EL TUR	1	15-Mar	15-Mar	
	EGY Total				1	15-Mar	15-Mar	
	PAK	WILD1	BALOCHISTAN	KHYBER PAKHTUNKHWA	KABDULLAH	6	15-Jan	2-Dec
					PISHIN	4	2-Aug	16-Sep
					QUETTA	11	12-Feb	20-Nov
					DIKHAN	1	16-Jul	16-Jul
					PESHAWAR	10	11-Jan	10-Dec
					DERA GHAZI KHAN	1	12-May	12-May
			PUNJAB	FAISALABAD	2	3-Feb	2-Jul	
				LAHORE	3	5-Aug	18-Oct	
				MULTAN	2	8-Nov	8-Dec	
				RAWALPINDI	4	14-Apr	10-Dec	
			SINDH	HYDERABAD	1	5-Jan	5-Jan	
JACOBABAD				3	4-Feb	16-Aug		
KHIBALDIA				1	14-Jul	14-Jul		
KHIGADAP				4	27-Jan	9-Mar		
			KHIGIQBAL	2	18-Jan	15-Mar		
			KHILANDHI	1	14-Dec	14-Dec		
			SUKKUR	3	12-Jan	19-Mar		
			QUETTA	3	20-Oct	12-Dec		
			QUETTA	4	20-Jun	28-Dec		
			HYDERABAD	1	11-Jul	11-Jul		
PAK Total				67	5-Jan	28-Dec		
2016 Total				70	5-Jan	28-Dec		
2017	AFG	WILD1	HILMAND	LASHKARGAH	5	26-Apr	5-Oct	
			KANDAHAR	KANDAHAR	8	26-Jan	5-Oct	
			NANGARHAR	BEHSUD	1	24-Sep	24-Sep	
				JALALABAD	5	24-Jan	23-Sep	
	AFG Total				16	24-Jan	5-Oct	
	PAK	WILD1	BALOCHISTAN	KHYBER PAKHTUNKHWA	KABDULLAH	11	1-Jan	2-Oct
					LORALAI	1	17-Sep	17-Sep
					PISHIN	5	2-Jan	2-Oct
					QUETTA	10	1-Jan	28-Jul
					ISLAMABAD	5	10-Feb	10-Jul
					CDA	5	10-Feb	10-Jul
			PUNJAB	PESHAWAR	6	10-Jan	10-Oct	
				MULTAN	1	9-Jan	9-Jan	
				RAWALPINDI	7	10-Jan	15-Aug	
			SINDH	JACOBABAD	2	11-Aug	11-Sep	
				KAMBAR	1	15-Aug	15-Aug	
KHIBALDIA				1	8-Aug	8-Aug		
KHIGADAP	18	9-Jan		12-Oct				
KHIGIQBAL	5	3-Feb		11-Sep				
KHILANDHI	5	16-Mar		19-Sep				
			KHISITE	3	7-Aug	3-Oct		
			SUKKUR	2	11-Apr	19-Sep		
			KABDULLAH	1	15-Jul	15-Jul		
			PISHIN	1	2-May	2-May		
			QUETTA	3	3-Apr	29-May		
PAK Total				88	1-Jan	12-Oct		
2017 Total				107	1-Jan	12-Oct		



Figure 1: Non Polio AFP Rate and Wild Virus in EMR 01/01/2017 - 29/10/2017

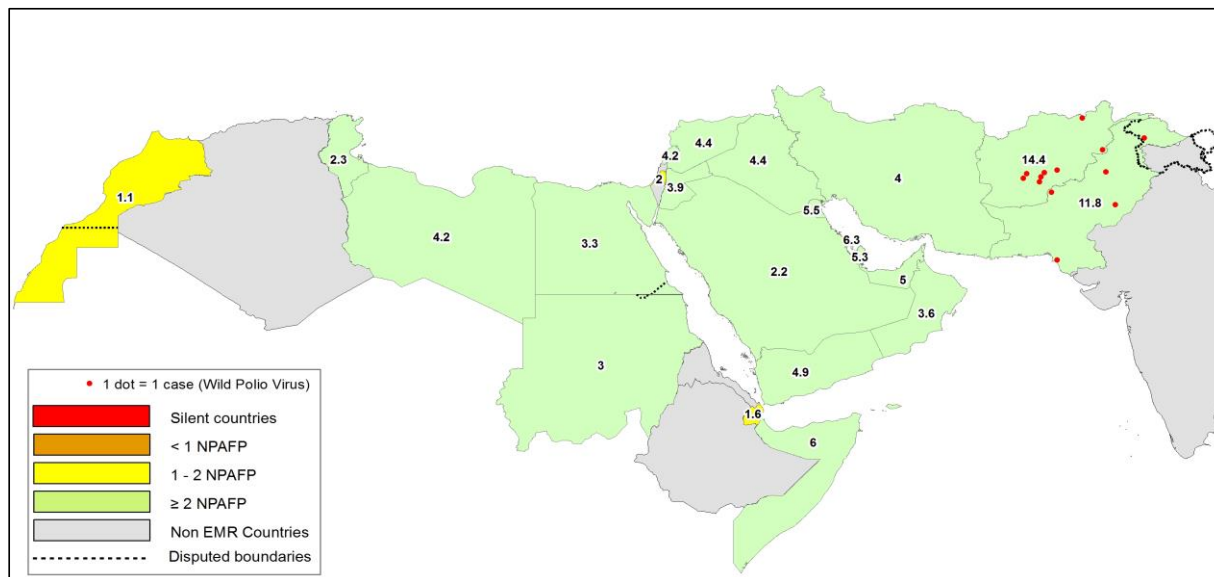


Figure 2: Percent of AFP cases with Adequate Samples & Compatible Cases in EMR 01/01/2017 - 29/10/2017

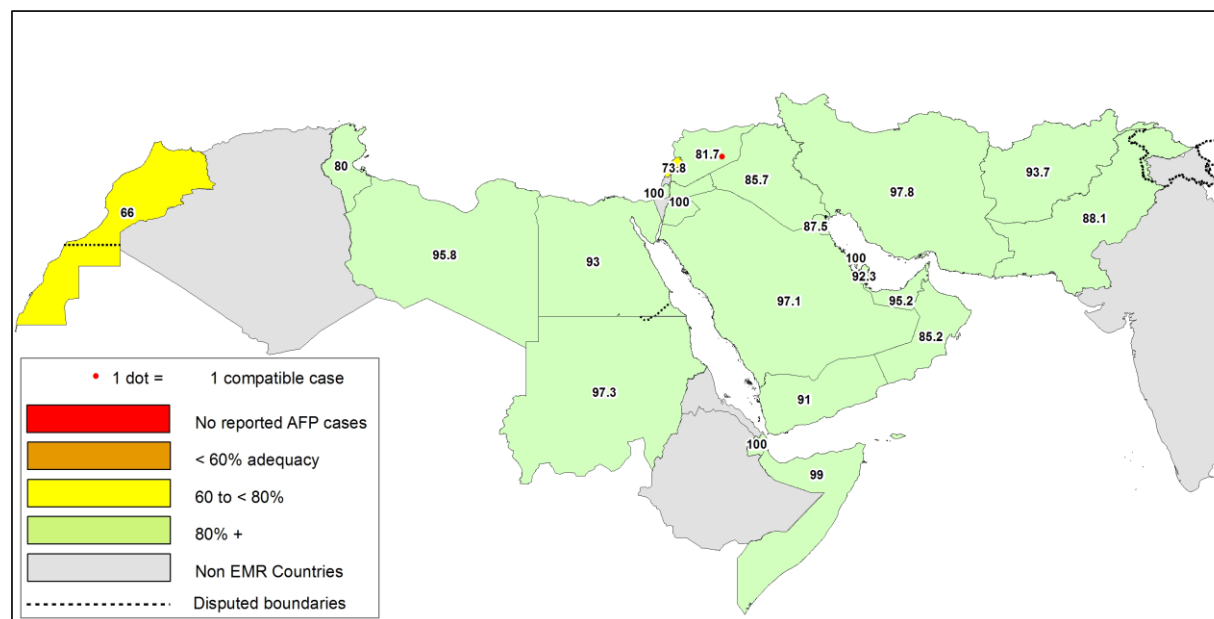


Table 8: Wild polio cases by country and date of onset of paralysis in EMR, 2016 - 2017

Year	COUNTRY	P1		
		Count	First Case	Last Case
2016	AFG	13	23-01-16	16-12-16
	PAK	20	17-01-16	22-12-16
2016 Total		33	17-01-16	22-12-16
2017	AFG	8	13-01-17	02-10-17
	PAK	5	28-01-17	21-08-17
2017 Total		13	13-01-17	02-10-17

Last reported wild Polio P3 from Pakistan with date of onset 18/04/2012



Figure 3: Non Polio AFP rate by Province in Afghanistan & by District in Pakistan 01/01/2017 - 29/10/2017

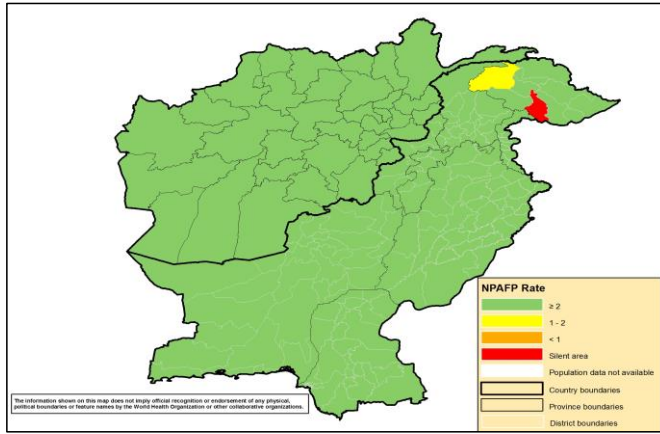


Figure 4: Percent of AFP cases with Adequate Samples in Afghanistan by Province & Pakistan by District 01/01/2017 - 29/10/2017

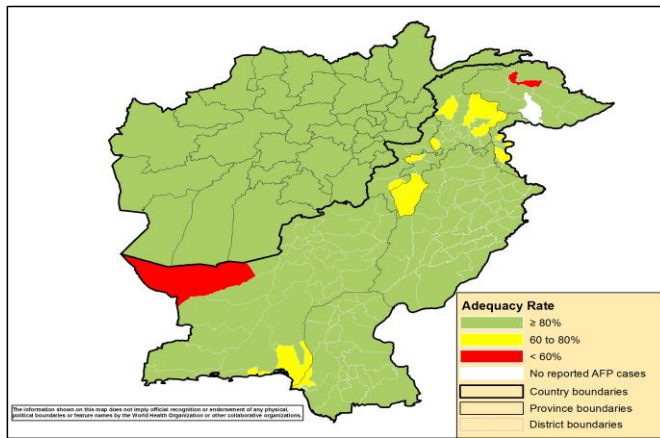
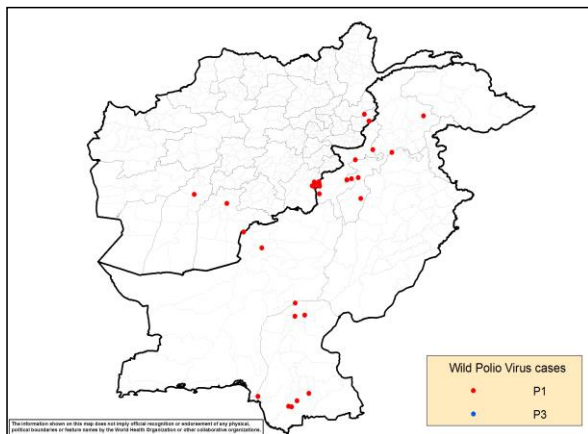


Figure 5: Wild Virus Cases by Type & District in Afghanistan & Pakistan

5a: 01/01/2016 - 31/12/2016



5b: 01/01/2017 - 29/10/2017

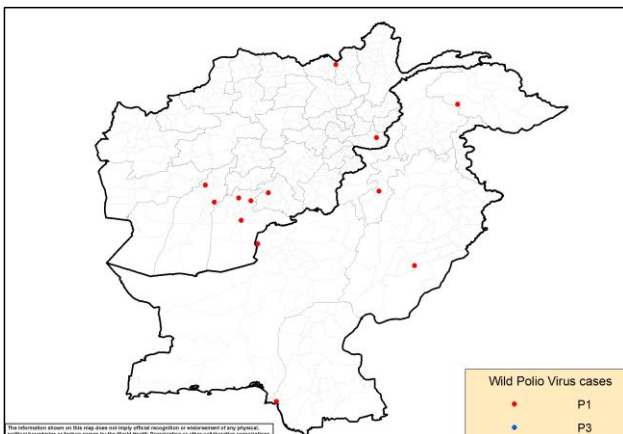




Table 9: Wild Polio cases by district and date of onset of paralysis, Afghanistan 2016-2017

ONSETYR	PROVINCE	DISTRICT	Count	First case	Last case
2016	PAKTIKA	BERMEL	7	02-08-16	16-12-16
	KUNAR	SHIGAL WA SHEL TAN	4	01-02-16	29-05-16
	KANDAHAR	SHAHWALIKOT	1	04-04-16	04-04-16
	HILMAND	NAWZAD	1	23-01-16	23-01-16
2016 Total			13	23-01-16	16-12-16
2017	KANDAHAR	SHAHWALIKOT	2	19-06-17	02-10-17
		KANDAHAR	1	13-01-17	13-01-17
	NANGARHAR	BATIKOT	1	15-09-17	15-09-17
	ZABUL	ARGHANDAB (Z)	1	10-07-17	10-07-17
	HILMAND	NAWZAD	1	16-04-17	16-04-17
		NAHR-E-SARAJ	1	21-01-17	21-01-17
KUNDUZ	DASHT-E-ARCHI	1	21-02-17	21-02-17	
2017 Total			8	13-01-17	02-10-17

Table 10: Wild Polio cases by district and date of onset of paralysis, Pakistan 2016-2017

ONSETYR	PROVINCE	DISTRICT	Count	First case	Last case	
2016	BALOCHISTAN	KABDULAH	1	22-12-16	22-12-16	
		QUETTA	1	01-02-16	01-02-16	
		SINDH	SUJAWAL	2	03-09-16	03-11-16
			BADIN	2	10-10-16	16-10-16
			SHIKARPUR	2	05-03-16	12-04-16
			JACOBABAD	1	10-02-16	10-02-16
	KHYBER PAKHTOON	KHIGADAP	1	17-01-16	17-01-16	
		KOHISTAN	1	03-09-16	03-09-16	
		DIKHAN	1	06-06-16	06-06-16	
		BANNU	3	22-03-16	26-04-16	
		PESHAWAR	1	12-02-16	12-02-16	
		HANGU	1	09-02-16	09-02-16	
	FATA	NOWSHERA	1	22-01-16	22-01-16	
		WAZIR-S	2	18-06-16	27-07-16	
2016 Total			20	17-01-16	22-12-16	
2017	KHYBER PAKHTOON	LAKKIMRWT	1	21-08-17	21-08-17	
	SINDH	KHIGIQBAL	1	11-08-17	11-08-17	
	BALOCHISTAN	KABDULAH	1	11-06-17	11-06-17	
	GILGIT BALTISTAN	DIAMIR	1	13-02-17	13-02-17	
	PUNJAB	LODHRAN	1	28-01-17	28-01-17	
2017 Total			5	28-01-17	21-08-17	

Table 11: Circulating VDPV cases and date of onset of paralysis in EMR countries by districts 2016 - 2017

Year	COUNTRY	PROVINCE	DISTRICT	Count	First Case	Last Case
2016	PAK	BALOCHISTAN	QUETTA	1	17-12-16	17-12-16
	PAK Total			1	17-12-16	17-12-16
2016 Total				1	17-12-16	17-12-16
2017	SYR	HOMS	TADMOUR	1	10-07-17	10-07-17
		DEIR_AL_ZOUR	DEIR ALZOUR	1	30-06-17	30-06-17
		DEIR_AL_ZOUR	BOKAMAL	6	25-06-17	22-08-17
		DEIR_AL_ZOUR	MAYADEEN	43	05-03-17	25-08-17
		RAQUA	THAWRA	1	16-06-17	16-06-17
		RAQUA	TALABYAD	1	25-04-17	25-04-17
SYR Total			53	05-03-17	25-08-17	
2017 Total				53	05-03-17	25-08-17

