



AFP SURVEILLANCE

11-Sep-17

Week 36, ending 10 September 2017

Number 988

Table 1: Acute Flaccid Paralysis (AFP) cases by week of onset

Country	Reported AFP cases by week of onset - Week (36/17) / Ending on : 10/09/2017														
	Total AFP 2015	Total AFP 2016	Total AFP to date, 2017	W25 25 Jun 17	W26 02 Jul 17	W27 09 Jul 17	W28 16 Jul 17	W29 23 Jul 17	W30 30 Jul 17	W31 06 Aug 17	W32 13 Aug 17	W33 20 Aug 17	W34 27 Aug 17	W35 03 Sep 17	W36 10 Sep 17
Afghanistan	2738	2905	2100	44	71	65	67	73	63	64	64	56	47	31	10
Bahrain	19	14	12	0	2	0	0	0	0	0	0	0	0	0	0
Djibouti	3	3	4												
Egypt	1046	1092	869	8	27	21	30	26	20	31	22	23	16	11	2
Iran	780	776	511	10	13	18	17	14	14	22	12	11	6	2	
Iraq	520	605	439	6	14	13	8	6	14	11	13	22	10		
Jordan ****	90	107	63	0	2	5	3	0	0	2	1	0			
Kuwait	32	50	40	3	1	0	1	0	0	0	2	2	1	0	1
Lebanon ****	113	111	57	0	2	1	4	0	2	0	1	0	0		
Libya	54	70	58	2	3	2	1	0	3	1	0	1	0	0	1
Morocco	79	83	78	0	5	4	1	5	1	0	0	2	1	0	
Oman	39	39	19	1	1	0	0	1	0	1	0	0	0	0	
Pakistan	5814	7847	6104	139	166	190	185	191	202	171	115	114	47	5	0
Palestine ****	38	46	23	0	1	2	1	1	0	0	0	1	0		
Qatar	11	9	12	0	1	1	1	0	0	0	0	1	0		
Saudi Arabia	254	273	150	6	4	3	7	3	1	0	0	0	0	0	0
Somalia	281	316	251	1	5	9	4	7	7	7	5	7	7	1	2
Sudan	436	509	352	9	7	19	11	7	11	16	12	10	5	2	0
Syria ****	235	303	243	6	12	9	9	7	5	15	7	12	5	1	
Tunisia	64	90	35	0	0	1	0	0	2	0	0	1	0	0	
U.A.E	31	42	33	0	0	1	1	0	1	0	1	1	0	1	0
Yemen	537	715	452	7	11	16	8	13	14	6	11	13	13	6	
Total EMR	13214	16005	11905	242	348	380	359	354	360	347	266	277	158	60	16

☐ No data = No report received

Table 2: Confirmed polio cases by month of onset

Country	Total year 2015	Total year 2016	10/09		Confirmed polio cases by month of onset											
			2016	2017	October 2016	November 2016	December 2016	January 2017	February 2017	March 2017	April 2017	May 2017	June 2017	July 2017	August 2017	September 2017
Afghanistan	20	13	9	6	2	0	1	2	1	0	1	0	1	1		
Bahrain	0	0	0	0	0	0	0	0	0	0	0	0	0		0	
Djibouti	0	0	0	0	0	0	0									
Egypt	0	0	0	0	0	0	0	0	0	0	0	0				
Iran	0	0	0	0	0	0	0	0	0	0	0	0	0			
Iraq	0	0	0	0	0	0	0	0	0	0	0	0		0		
Jordan ****	0	0	0	0	0	0	0	0	0	0	0	0	0	0		
Kuwait	0	0	0	0	0	0	0	0	0	0	0	0	0	0		
Lebanon ****	0	0	0	0	0	0	0	0	0	0	0	0	0	0		
Libya	0	0	0	0	0	0	0	0		0	0		0			
Morocco	0	0	0	0	0	0		0	0	0		0	0			
Oman	0	0	0	0	0	0	0	0	0	0	0	0	0	0	0	
Pakistan	54	20	16	4	2	1	1	1	1	0			1		1	
Palestine ****	0	0	0	0	0	0	0		0	0	0				0	
Qatar	0	0	0	0	0	0	0	0	0	0	0	0	0	0		
Saudi Arabia	0	0	0	0	0	0	0	0	0						0	
Somalia	0	0	0	0	0	0	0	0	0	0	0	0	0			
Sudan	0	0	0	0	0	0	0	0	0	0	0	0	0			
Syria ****	0	0	0	0	0	0	0	0	0	0	0	0	0	0		
Tunisia	0	0	0	0	0	0	0	0	0	0	0	0	0			
U.A.E	0	0	0	0	0	0	0	0	0	0	0	0	0	0		
Yemen	0	0	0	0	0	0	0	0	0	0	0	0	0			
Total EMR	74	33	25	10	4	1	2	3	2	0	1	0	2	1	1	0

**** UNRWA cases are included with those of country of residence



Table 3: Investigation of AFP cases with paralysis onset in 2016 & 2017 up to Week (36/17) / Ending on : 10/09/2017

COUNTRY	2016												2017												Latest line List Date
	AFP									Specimen	Wild cases ****		AFP									Specimen	Wild cases ****		
	Total AFP cases onset 2016	Case classification					Non polio AFP rate **	AFP cases pending classification > 90 days from onset of paralysis	AFP cases pending classification and lab > 90 days from onset of paralysis		% with *** adequate specimens	Wild P1 Poliovirus	Wild P3 Poliovirus	Total AFP cases onset 2017	Case classification					Annualized Non polio AFP rate **	AFP cases pending classification > 90 days from onset of paralysis		AFP cases pending classification and lab > 90 days from onset of paralysis	% with *** adequate specimens	
		Total Confirmed Polio Cases *	Polio Compatible	Pending Classification	Discarded (non polio AFP)	VDPV				Total Confirmed Polio Cases *					Polio Compatible	Pending Classification	Discarded (non polio AFP)	VDPV							
Afghanistan	2905	13	0	0	2891	1	14.4	0	0	92.2	13	0	2100	6	0	172	1922	0	14.7	11	2	93.9	6	0	10-09-2017
Bahrain	14	0	0	0	14	0	4.9	0	0	100.0	0	0	12	0	0	2	10	0	6.0	0	0	100.0	0	0	10-09-2017
Djibouti	3	0	0	0	3	0	1.0	0	0	33.3	0	0	4	0	0	4	0	0	1.9	4	4	100.0	0	0	10-04-2017
Egypt	1092	0	0	0	1092	0	2.9	0	0	94.1	0	0	869	0	0	97	771	1	3.4	0	0	93.0	0	0	09-09-2017
Iran	776	0	0	0	775	1	4.2	0	0	95.5	0	0	511	0	0	21	490	0	3.9	0	0	97.5	0	0	09-09-2017
Iraq	605	0	0	0	604	1	4.2	0	0	80.7	0	0	439	0	0	61	378	0	4.2	4	0	87.5	0	0	02-09-2017
Jordan	107	0	0	0	107	0	3.8	0	0	100.0	0	0	63	0	0	17	46	0	3.2	1	0	100.0	0	0	20-08-2017
Kuwait	50	0	0	0	50	0	5.7	0	0	90.0	0	0	40	0	0	4	36	0	6.6	0	0	85.0	0	0	10-09-2017
Lebanon	111	0	0	0	111	0	5.8	0	0	82.9	0	0	57	0	0	7	50	0	4.4	4	0	71.9	0	0	30-08-2017
Libya	70	0	0	0	70	0	3.4	0	0	97.1	0	0	58	0	0	7	51	0	4.1	3	3	94.8	0	0	09-09-2017
Morocco	83	0	0	0	83	0	0.8	0	0	61.4	0	0	78	0	0	27	51	0	1.1	15	1	66.7	0	0	08-09-2017
Oman	39	0	0	0	39	0	4.5	0	0	89.7	0	0	19	0	0	0	19	0	3.0	0	0	94.7	0	0	05-09-2017
Pakistan	7847	20	5	0	7820	2	10.0	0	0	87.4	20	0	6104	4	0	405	5695	0	11.3	113	12	88.4	4	0	10-09-2017
Palestine	46	0	0	0	46	0	2.4	0	0	97.8	0	0	23	0	0	5	18	0	1.8	0	0	100.0	0	0	10-09-2017
Qatar	9	0	0	0	9	0	3.0	0	0	100.0	0	0	12	0	0	5	7	0	5.8	1	0	91.7	0	0	27-08-2017
Saudi Arabia	273	0	0	0	273	0	2.8	0	0	98.2	0	0	150	0	0	78	72	0	2.3	52	51	96.7	0	0	10-09-2017
Somalia	316	0	0	0	315	1	5.5	0	0	99.1	0	0	251	0	0	15	236	0	6.3	0	0	98.8	0	0	10-09-2017
Sudan	509	0	0	0	509	0	2.8	0	0	97.6	0	0	352	0	0	18	334	0	2.8	0	0	97.2	0	0	10-09-2017
Syria	303	0	0	0	303	0	3.9	0	0	87.8	0	0	243	0	0	38	166	39	4.5	3	0	80.2	0	0	09-09-2017
Tunisia	90	0	0	0	89	1	3.4	0	0	77.8	0	0	35	0	0	3	32	0	1.9	0	0	77.1	0	0	08-09-2017
U.A.E	42	0	0	0	42	0	4.2	0	0	100.0	0	0	33	0	0	3	30	0	4.7	0	0	93.9	0	0	10-09-2017
Yemen	715	0	0	0	714	1	5.4	0	0	90.9	0	0	452	0	0	157	295	0	4.7	29	28	90.9	0	0	09-09-2017
EMR	16005	33	5	0	15959	8	6.4	0	0	89.7	33	0	11905	10	0	1146	10709	40	6.9	240	101	90.4	10	0	
2015	13214	74	15	1	13117	8	5.2	0	0	90.2	74	0													

* Confirmed polio cases refer to wild isolation from AFP cases or from contacts of negative index AFP cases

** Non-polio AFP per 100,000 children <15 years

*** Adequate here refers to two stool specimens collected at least 24 hours apart, within 14 days of paralysis onset

**** AFP cases co infected with P1 and P3 are counted separately as wild isolates



World Health Organization – Regional Office for Eastern Mediterranean
AFP SURVEILLANCE
Week 36, ending 10 September 2017

11-Sep-17
Number 988

Table 4 (a): Lab results of contacts' samples in EMR, 2016 - 2017

COUNTRY	2016						2017					
	# OF CONTACTS	LAB RESULTS					# OF CONTACTS	LAB RESULTS				
		WILD	VDPV	SL	NPEV	PENDING		WILD	VDPV	SL	NPEV	PENDING
AFG	1453	8		127	343		982	1		62	235	43
BAH							2					
DJI	9				9							
EGY	362			13	49	14	292			4	33	42
IRN	170			3	6		82			2		
IRQ	658			28	102	6	379			10	51	28
JOR							2					
KUW	78						8					2
LEB	210			11	2	20	42			2	3	8
LIB							4					1
MOR	82			1	7	7	51				3	
OMA	102			1	7	2	58			1	13	4
PAK	2503	5		181	525		2422			129	514	92
PAL												
QAT												
SAA												
SOM	930		1	50	110		757			30	89	45
SUD	228				18	19	162			5	10	20
SYR	679			9	17		410		34	2	7	6
TUN	20				1	1	13					
UAE							2					
YEM	1723		2	37	277	5	1148			42	91	346
EMR	9207	13	3	461	1473	74	6816	1	34	289	1049	637

Table 4 (B): Most recent wild contacts in EMRO, 2016 - 2017

Year	Country	Data	
		Count of wild contacts	Date of Most Recent stool collection
2016	Pakistan	5	25-11-16
	Afghanistan	8	07-10-16
2016 Total		13	25-11-16
2017	Afghanistan	1	21-05-17
2017 Total		1	21-05-17

Table 4 (C): Number and distribution by district of -ve index AFP cases identified as wild positive by contact in EMR, 2016-2017

YEAR	COUNTRY	PROVINCE	DISTRICT	COUNT	First case	Last case
2016	AFG	KUNAR	SHIGAL WA SHEL TAN	1	26-02-16	26-02-16
			HILMAND	1	23-01-16	23-01-16
			PAKTIKA	1	01-09-16	01-09-16
	AFG Total			3	23-01-16	01-09-16
	PAK	KHYBER PAKHTOON	KOHISTAN	1	03-09-16	03-09-16
SINDH			1	10-10-16	10-10-16	
PAK Total			2	03-09-16	10-10-16	
2017	AFG	HILMAND	NAWZAD	1	16-04-17	16-04-17
			AFG Total			1



Table 5: Laboratory investigation of AFP cases with paralysis onset in 2017 up to Week (36/17) / Ending on : (10/09/2017)

Country	Polio laboratories Sequencing performed by EGY, PAK, TUN, CDC and RIVM laboratories	AFP cases with specimens	Preliminary virus isolation results of AFP cases						Poliovirus intratypic differentiation results #									Indicators				Latest report Date					
			Referred for ITD		NPEV only	Negative	Pending		Type 1			Type 2			Type 3			Discordant pending sequence	NPEV by PCR	Non-EV	Pending ITD		% specimens positive for NPEV*	% AFP cases with culture results within 14 days	% AFP cases with ITD results within 7 days	% AFP cases with ITD results within 45 days of onset**	
			L20B+	L20B+/NPEV			received < / = 14 days	received > 14 days ago	Wild	Sabin	VDPV	Wild	Sabin	VDPV	Wild	Sabin	VDPV										
Afghanistan	RRL Pakistan	2043	169	28	421	1340	71	14	5	134							146			3			20%	99%	99%	98%	09/09/2017
Bahrain	PNL Oman	10				10																	0%	100%		100%	05/09/2017
Djibouti	NPL Kenya	4						4																			10/04/2017
Egypt***	RRL Egypt	851	15	5	121	668	19	23		11			1				4			6	1		12%	100%	100%	99%	07/09/2017
Iran	NPL Iran	517	8		4	490	15			5							6						1%	99%	100%	100%	10/09/2017
Iraq	RRL Egypt	452	17		55	328	23	30		10							13						13%	100%	100%	100%	07/09/2017
Jordan	RRL EGYPT	68	1		6	60	1										3						10%	100%	100%	75%	07/09/2017
Kuwait	RRL Kuwait	36			2	33		1															3%	94%		97%	06/08/2017
Lebanon	NPL Jordan	56	1		4	51																	9%	100%		100%	07/09/2017
Libya	RRL Tunisia	57			4	52	1																6%	100%		93%	08/09/2017
Morocco	NPL Morocco	64			4	58	2																6%	89%		95%	08/09/2017
Oman	NPL Oman	19			6	13																	27%	94%		95%	05/09/2017
Pakistan	RRL Pakistan	6374	290	18	1328	4442	282	13	4	165			7				208			3			18%	99%	98%	97%	09/09/2017
Palestine & UNRWA		23			9	12		2															43%	25%		100%	10/09/2017
Qatar	NPL Oman	12				11		1															0%	100%		100%	05/09/2017
Saudi Arabia	NPL Oman	151			16	80		55															12%	98%		100%	06/08/2017
Somalia	NPL Kenya	251	18	4	31	183	5	10		14							18						15%	22%		100%	10/09/2017
Sudan	RRL Egypt	351	7		43	292	9	1		4							3			1			11%	100%	100%	100%	10/09/2017
Syria	RRL Egypt	227	39		9	178		1		2			36				4			12			3%	100%	100%	89%	10/09/2017
Tunisia	RRL Tunisia	45			4	41																	6%	100%		98%	08/09/2017
U.A.E	NPL Oman	32	2		3	25	2			2							2						10%	100%	100%	37%	05/09/2017
Yemen	RRL Egypt	204	20	3	28	153				11							18			2			12%	100%	100%	37%	07/09/2017
Total EMR 2017		11847	587	58	2098	8520	430	155	9	358			7	37		425			12	15	1		16%	97%	99%	96%	
Total EMR 2016		15747	823	93	2781	12035			12	28	482		86	6		565	1		2	23	3	4	15%	95%	98%	94%	

* Specimens from all sources including non-AFP cases, excluding environmental samples

** This indicator reflects surveillance and laboratory activities



Table 6: Environmental isolate by year and type

Country	Status	2010	2011	2012	2013	2014	2015	2016	2017
AFG	NEGATIVE				9	78	129	183	176
	PENDING								20
	WILD					17	20	2	8
AFG Total					9	95	149	185	204
EGY	NEGATIVE	183	178	196	304	410	412	528	329
	PENDING								18
	WILD			2					
	VDPV1			1		1			
	VDPV2			7	3	2	3	1	
EGY Total		183	178	206	307	413	415	529	347
JOR	NEGATIVE							2	21
	PENDING								
JOR Total								2	21
LEB	NEGATIVE							4	15
	PENDING								
LEB Total								4	15
PAK	NEGATIVE	77	68	151	257	237	347	462	346
	PENDING								13
	WILD	79	136	88	63	125	79	59	66
	WILD & VDPV2				2	6	5	3	1
	VDPV2					4	8	5	4
PAK Total		156	204	239	322	372	439	529	430
EMR	NEGATIVE	260	246	347	570	725	888	1179	887
	PENDING								51
	WILD	79	136	90	63	142	99	61	74
	WILD & VDPV2				2	6	5	3	1
	VDPV1			1		1			
VDPV2			7	3	6	11	6	4	
EMR Total		339	382	445	638	880	1003	1249	1017

Table 7: Environmental Wild/VDPV isolate by site

Year	Country	Status	Province	District	Count	First date	Last date			
2016	AFG	WILD1	HILMAND	NAHR-E-SARAJ	1	23-Dec	23-Dec			
			NANGARHAR	JALALABAD	1	26-Dec	26-Dec			
	AFG Total					2	23-Dec	26-Dec		
	EGY	VDPV2	SOUTH SINIA	EL TUR	1	15-Mar	15-Mar			
	EGY Total					1	15-Mar	15-Mar		
	PAK	WILD1	BALOCHISTAN	KABDULLAH		6	15-Jan	2-Dec		
				PISHIN		4	2-Aug	16-Sep		
				QUETTA		11	12-Feb	20-Nov		
				KHYBER PAKHTUNKHWA	DIKHAN	1	16-Jul	16-Jul		
				PESHAWAR		10	11-Jan	10-Dec		
				DERA GHAZI KHA		1	12-May	12-May		
				FAISALABAD		2	3-Feb	2-Jul		
				PUNJAB	LAHORE	3	5-Aug	18-Oct		
				MULTAN		2	8-Nov	8-Dec		
RAWALPINDI					4	14-Apr	10-Dec			
SINDH				HYDERABAD		1	5-Jan	5-Jan		
				JACOBABAD		3	4-Feb	16-Aug		
				KHIBALDIA		1	14-Jul	14-Jul		
				KHIGADAP		4	27-Jan	9-Mar		
				KHIGIQBAL		2	18-Jan	15-Mar		
				KHILANDHI		1	14-Dec	14-Dec		
				SUKKUR		3	12-Jan	19-Mar		
WILD1+VDPV2	BALOCHISTAN	QUETTA		3	20-Oct	12-Dec				
VDPV2	BALOCHISTAN	QUETTA		4	20-Jun	28-Dec				
	SINDH	HYDERABAD		1	11-Jul	11-Jul				
PAK Total					67	5-Jan	28-Dec			
2016 Total					70	5-Jan	28-Dec			
2017	AFG	WILD1	HILMAND	LASHKARGAH	2	26-Apr	7-Jul			
			KANDAHAR	KANDAHAR	3	26-Jan	7-Jun			
			NANGARHAR	JALALABAD	3	24-Jan	21-Jun			
	AFG Total					8	24-Jan	7-Jul		
	PAK	WILD1	BALOCHISTAN	KABDULLAH		9	1-Jan	1-Jul		
				PISHIN		4	2-Jan	3-Apr		
				QUETTA		10	1-Jan	28-Jul		
				ISLAMABAD	CDA	5	10-Feb	10-Jul		
				KHYBER PAKHTUNKHWA	PESHAWAR	5	10-Jan	10-Jun		
				PUNJAB	MULTAN	1	9-Jan	9-Jan		
				RAWALPINDI		7	10-Jan	15-Aug		
				SINDH	KAMBAR	1	15-Aug	15-Aug		
				KHIBALDIA		1	8-Aug	8-Aug		
				KHIGADAP		13	9-Jan	16-Aug		
				KHIGIQBAL		4	3-Feb	10-Aug		
				KHILANDHI		4	16-Mar	19-Jul		
				KHISITE		1	7-Aug	7-Aug		
				SUKKUR		1	11-Apr	11-Apr		
				WILD1+VDPV2	BALOCHISTAN	KABDULLAH		1	15-Jul	15-Jul
				VDPV2	BALOCHISTAN	PISHIN		1	2-May	2-May
					QUETTA		3	3-Apr	29-May	
PAK Total					71	1-Jan	16-Aug			
2017 Total					79	1-Jan	16-Aug			



Figure 1: Non Polio AFP Rate and Wild Virus in EMR 01/01/2017 - 10/09/2017

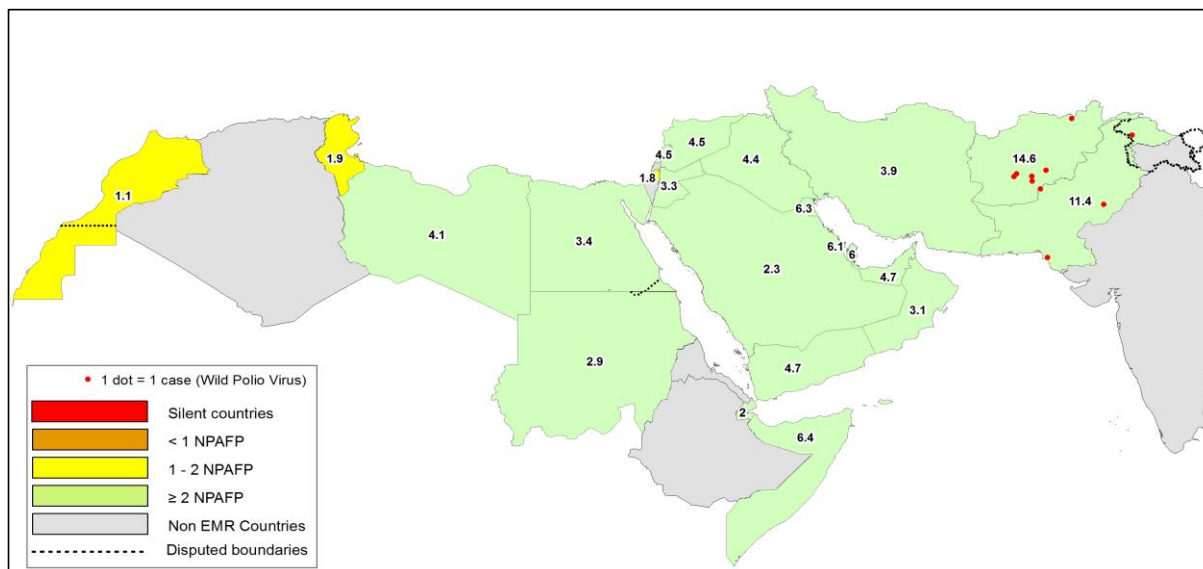


Figure 2: Percent of AFP cases with Adequate Samples & Compatible Cases in EMR 01/01/2017 - 10/09/2017

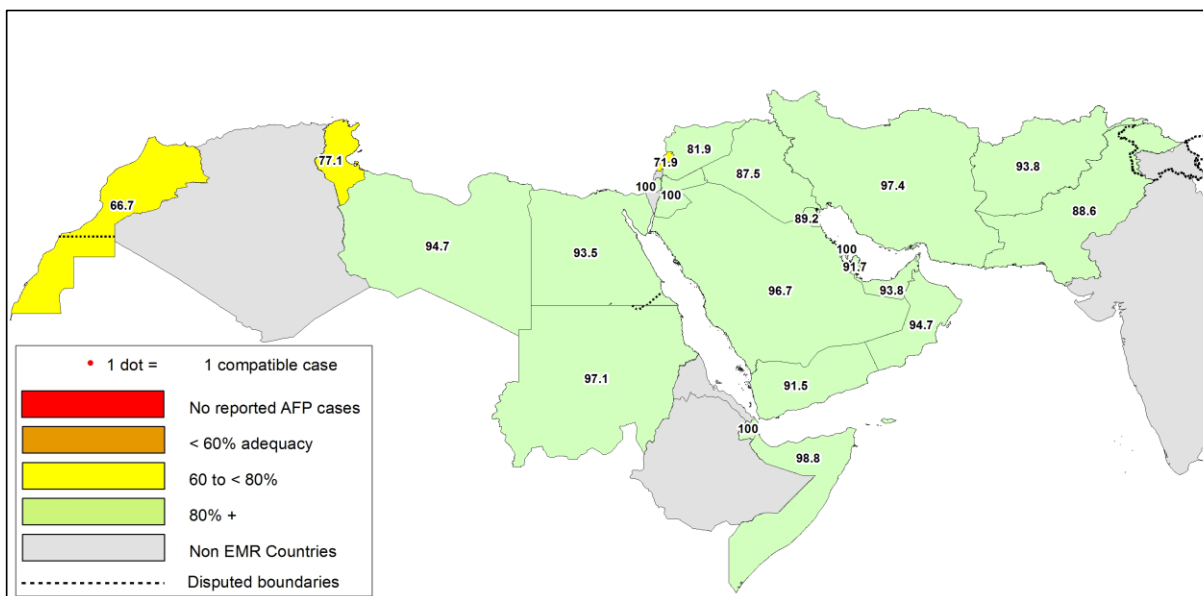


Table 8: Wild polio cases by country and date of onset of paralysis in EMR, 2016 - 2017

Year	COUNTRY	P1		
		Count	First Case	Last Case
2016	AFG	13	23-01-16	16-12-16
	PAK	20	17-01-16	22-12-16
2016 Total		33	17-01-16	22-12-16
2017	AFG	6	13-01-17	10-07-17
	PAK	4	28-01-17	11-08-17
2017 Total		10	13-01-17	11-08-17

Last reported wild Polio P3 from Pakistan with date of onset 18/04/2012



Figure 3: Non Polio AFP rate by Province in Afghanistan & by District in Pakistan 01/01/2017 - 10/09/2017

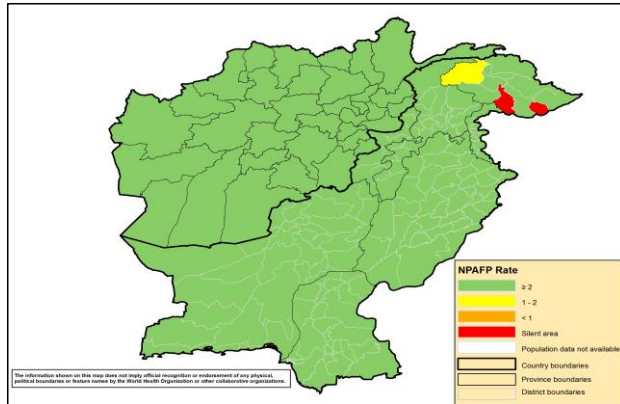


Figure 4: Percent of AFP cases with Adequate Samples in Afghanistan by Province & Pakistan by District 01/01/2017 - 10/09/2017

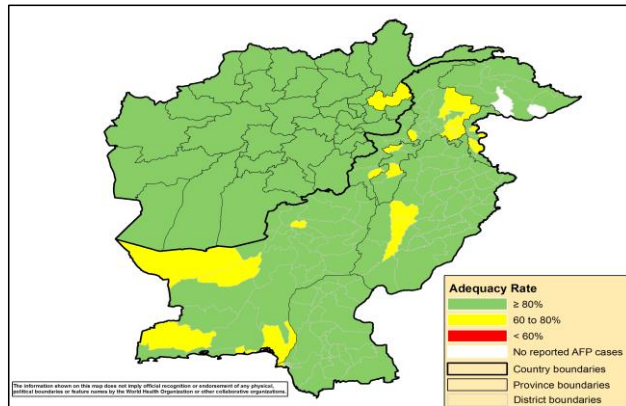
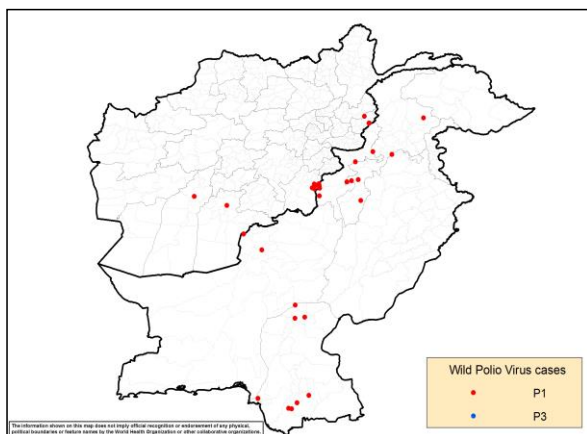
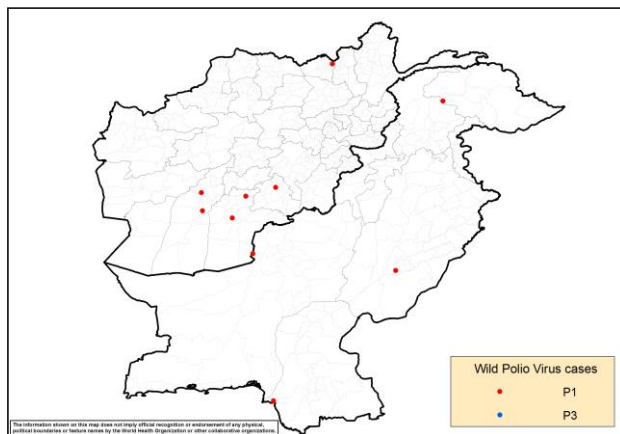


Figure 5: Wild Virus Cases by Type & District in Afghanistan & Pakistan

5a: 01/01/2016 - 31/12/2016



5b: 01/01/2017 - 10/09/2017





ONSETYR	PROVINCE	DISTRICT	Count	First case	Last case
2016	PAKTIKA	BERMEL	7	02-08-16	16-12-16
	KUNAR	SHIGAL WA SHEL TAN	4	01-02-16	29-05-16
	KAN DAHAR	SHAHWALIKOT	1	04-04-16	04-04-16
	HILMAND	NAWZAD	1	23-01-16	23-01-16
2016 Total			13	23-01-16	16-12-16
2017	ZABUL	ARGHANDAB (Z)	1	10-07-17	10-07-17
	KAN DAHAR	SHAHWALIKOT	1	19-06-17	19-06-17
		KAN DAHAR	1	13-01-17	13-01-17
	HILMAND	NAWZAD	1	16-04-17	16-04-17
		NAHR-E-SARAJ	1	21-01-17	21-01-17
KUNDUZ	DASHT-E-ARCHI	1	21-02-17	21-02-17	
2017 Total			6	13-01-17	10-07-17

ONSETYR	PROVINCE	DISTRICT	Count	First case	Last case
2016	BALOCHISTAN	KABDULAH	1	22-12-16	22-12-16
		QUETTA	1	01-02-16	01-02-16
	SINDH	SUJAWAL	2	03-09-16	03-11-16
		BADIN	2	10-10-16	16-10-16
		SHIKARPUR	2	05-03-16	12-04-16
		JACOBABAD	1	10-02-16	10-02-16
		KHIGADAP	1	17-01-16	17-01-16
		KOHI STAN	1	03-09-16	03-09-16
	KHYBER PAKHTOON	DIKHAN	1	06-06-16	06-06-16
		BANNU	3	22-03-16	26-04-16
		PESHAWAR	1	12-02-16	12-02-16
		HANGU	1	09-02-16	09-02-16
		NOWSHERA	1	22-01-16	22-01-16
FATA	WAZIR-S	2	18-06-16	27-07-16	
2016 Total			20	17-01-16	22-12-16
2017	SINDH	KHIGIQBAL	1	11-08-17	11-08-17
	BALOCHISTAN	KABDULAH	1	11-06-17	11-06-17
	GILGIT BALTISTAN	DIAMIR	1	13-02-17	13-02-17
	PUNJAB	LODHRAN	1	28-01-17	28-01-17
2017 Total			4	28-01-17	11-08-17

Table 11: Circulating VDPV cases and date of onset of paralysis in EMR countries by districts 2016 - 2017

Year	COUNTRY	PROVINCE	DISTRICT	cVDPV2		
				Count	First Case	Last Case
2016	PAK	BALOCHISTAN	QUETTA	1	17-12-16	17-12-16
			PAK Total	1	17-12-16	17-12-16
2016 Total				1	17-12-16	17-12-16
2017	SYR	HOMS	TADMOUR	1	10-07-17	10-07-17
		DEIR_AL_ZOUR	DEIR ALZOUR	1	30-06-17	30-06-17
		DEIR_AL_ZOUR	BOKAMAL	3	25-06-17	13-07-17
		DEIR_AL_ZOUR	MAYADEEN	33	05-03-17	07-07-17
		RAQUA	TALABYAD	1	25-04-17	25-04-17
SYR Total				39	05-03-17	13-07-17
2017 Total				39	05-03-17	13-07-17



Table 12: VDPV2 and Sabin Like 2 isolates, EMRO countries 2016 - 2017

Country	Source	Poliovirus type 2 by month																	
		2016									2017								
		May	Jun	Jul	Aug	Sep	Oct	Nov	Dec	Jan	Feb	Mar	Apr	May	Jun	Jul	Aug	Sep	
	V2	S2	V2	S2	V2	S2	V2	S2	V2	S2	V2	S2	V2	S2	V2	S2	V2	S2	
AFG	AFP	1																	
	Contact	1																	
	ENV																		
	Others*																		
BAH	AFP																		
	Contact																		
	ENV																		
	Others*																		
DJI	AFP																		
	Contact																		
	ENV																		
	Others*																		
EGY	AFP	1																	
	Contact																		
	ENV	8																	
	Others*	1		1															
IRN	AFP	1																	
	Contact																		
	ENV																		
	Others*																		
IRQ	AFP																		
	Contact																		
	ENV																		
	Others*																		
JOR	AFP																		
	Contact																		
	ENV																		
	Others*																		
KWT	AFP																		
	Contact																		
	ENV																		
	Others*																		
LEB	AFP																		
	Contact																		
	ENV																		
	Others*																		
LIB	AFP																		
	Contact																		
	ENV																		
	Others*																		
MOR	AFP																		
	Contact																		
	ENV																		
	Others*																		
OMA	AFP																		
	Contact																		
	ENV																		
	Others*																		
PAK	AFP	3																	
	Contact	1																	
	ENV	9	1	3	1	1													
	Others*																		
PNA	AFP																		
	Contact																		
	ENV																		
	Others*																		
QAT	AFP																		
	Contact																		
	ENV																		
	Others*																		
SAA	AFP																		
	Contact																		
	ENV																		
	Others*																		
SUD	AFP																		
	Contact																		
	ENV																		
	Others*																		
SOM	AFP																		
	Contact																		
	ENV																		
	Others*																		
SYR	AFP	1																	
	Contact																		
	ENV																		
	Others*																		
TUN	AFP																		
	Contact																		
	ENV																		
	Others*																		
UAE	AFP																		
	Contact																		
	ENV																		
	Others*																		
YEM	AFP	1	1**																
	Contact	1	1**																
	ENV																		
	Others*																		
EMR	AFP	8	1	1															
	Contact	3	1																
	ENV	17	1	3	1	1													
	Others*	1			1	1													

VDPV2 SL2
 *Other: Healthy children, PIDs
 ** VDPV2 isolated from index and contact at the same

