



AFP SURVEILLANCE

21-Aug-17

Week 33, ending 20 August 2017

Number 985

Table 1: Acute Flaccid Paralysis (AFP) cases by week of onset

Country	Reported AFP cases by week of onset - Week (33/17) / Ending on : 20/08/2017														
	Total AFP 2015	Total AFP 2016	Total AFP to date, 2017	W22 04 Jun 17	W23 11 Jun 17	W24 18 Jun 17	W25 25 Jun 17	W26 02 Jul 17	W27 09 Jul 17	W28 16 Jul 17	W29 23 Jul 17	W30 30 Jul 17	W31 06 Aug 17	W32 13 Aug 17	W33 20 Aug 17
Afghanistan	2738	2905	1911	52	62	44	44	70	65	67	72	59	62	27	
Bahrain	19	14	12	1	0	0	0	2	0	0	0	0	0	0	0
Djibouti	3	3	4												
Egypt	1046	1092	783	34	34	20	8	27	21	29	26	20	20	0	
Iran	780	776	475	31	18	20	10	13	18	17	14	14	14	3	0
Iraq	520	605	393	17	15	12	6	14	13	8	6	14	8	1	1
Jordan ****	90	107	63	2	5	3	0	2	5	3	0	0	2	1	0
Kuwait	32	50	36	0	1	0	3	1	0	1	0	0	0	2	0
Lebanon ****	113	111	56	2	1	1	0	2	1	3	0	2	0	1	
Libya	54	70	57	1	1	0	2	3	2	1	0	3	1	0	1
Morocco	79	83	74	2	2	4	0	4	4	1	5	1	0	0	
Oman	39	39	18	0	1	0	1	1	0	0	1	0	0	0	0
Pakistan	5814	7847	5645	186	164	146	136	159	182	173	174	157	79	15	0
Palestine ****	38	46	23	0	1	1	0	1	2	1	1	0	0	0	1
Qatar	11	9	11	1	1	0	0	1	1	1	0	0	0	0	
Saudi Arabia	254	273	146	6	5	2	6	4	3	5	2	0	0	0	0
Somalia	281	316	233	5	10	9	1	5	9	4	7	7	7	4	0
Sudan	436	509	326	7	13	10	9	7	19	11	7	11	13	6	0
Syria ****	235	303	217	6	10	5	6	11	9	9	7	5	11	4	
Tunisia	64	90	32	2	2	2	0	0	1	0	0	0	0	0	
U.A.E	31	42	32	0	0	0	0	0	1	1	0	1	0	1	1
Yemen	537	715	416	5	7	11	7	11	16	8	13	14	6	7	
Total EMR	13214	16005	10963	360	353	290	239	338	372	343	335	308	223	72	4

☐ No data = No report received

Table 2: Confirmed polio cases by month of onset

Country	Total year 2015	Total year 2016	20/08		Confirmed polio cases by month of onset											
			2016	2017	September 2016	October 2016	November 2016	December 2016	January 2017	February 2017	March 2017	April 2017	May 2017	June 2017	July 2017	August 2017
Afghanistan	20	13	8	6	2	2	0	1	2	1	0	1	0	1	1	
Bahrain	0	0	0	0	0	0	0	0	0	0	0	0	0			
Djibouti	0	0	0	0	0	0	0	0								
Egypt	0	0	0	0	0	0	0	0	0	0	0	0	0			
Iran	0	0	0	0	0	0	0	0	0	0	0	0	0	0		
Iraq	0	0	0	0	0	0	0	0	0	0	0	0	0			
Jordan ****	0	0	0	0	0	0	0	0	0	0	0	0	0	0	0	
Kuwait	0	0	0	0	0	0	0	0	0	0	0	0	0	0	0	
Lebanon ****	0	0	0	0	0	0	0	0	0	0	0	0	0	0		
Libya	0	0	0	0	0	0	0	0	0							
Morocco	0	0	0	0	0	0	0									
Oman	0	0	0	0	0	0	0	0	0	0	0	0	0	0	0	
Pakistan	54	20	14	3	2	2	1	1	1	1	0			1		
Palestine ****	0	0	0	0	0											
Qatar	0	0	0	0	0	0	0	0	0	0	0	0	0	0	0	
Saudi Arabia	0	0	0	0	0	0	0	0	0	0						
Somalia	0	0	0	0	0	0	0	0	0	0	0	0	0	0		
Sudan	0	0	0	0	0	0	0	0	0	0	0	0	0	0		
Syria ****	0	0	0	0	0	0	0	0	0	0	0	0	0	0		
Tunisia	0	0	0	0	0	0	0	0	0	0	0	0	0	0	0	
U.A.E	0	0	0	0	0	0	0	0	0	0	0	0	0	0		
Yemen	0	0	0	0	0	0	0	0	0	0	0	0	0	0		
Total EMR	74	33	22	9	4	4	1	2	3	2	0	1	0	2	1	0

**** UNRWA cases are included with those of country of residence



Table 3: Investigation of AFP cases with paralysis onset in 2016 & 2017 up to Week (33/17) / Ending on : 20/08/2017

COUNTRY	2016												2017												Latest line List Date		
	AFP										Specimen	Wild cases ****		AFP										Specimen		Wild cases ****	
	Total AFP cases onset 2016	Case classification					Non polio AFP rate **	AFP cases pending classification > 90 days from onset of paralysis	AFP cases pending classification and lab > 90 days from onset of paralysis	% with *** adequate specimens	Wild P1 Poliovirus	Wild P3 Poliovirus	Total AFP cases onset 2017	Case classification					Annualized Non polio AFP rate **	AFP cases pending classification > 90 days from onset of paralysis	AFP cases pending classification and lab > 90 days from onset of paralysis	% with *** adequate specimens	Wild P1 Poliovirus	Wild P3 Poliovirus			
		Total Confirmed Polio Cases *	Polio Compatible	Pending Classification	Discarded (non polio AFP)	VDPV								Total Confirmed Polio Cases *	Polio Compatible	Pending Classification	Discarded (non polio AFP)	VDPV									
Afghanistan	2905	13	0	0	2891	1	14.4	0	0	92.2	13	0	1911	6	0	159	1746	0	14.6	12	1	93.8	6	0	17-08-2017		
Bahrain	14	0	0	0	14	0	4.9	0	0	100.0	0	0	12	0	0	2	10	0	6.5	0	0	100.0	0	0	20-08-2017		
Djibouti	3	0	0	0	3	0	1.0	0	0	33.3	0	0	4	0	0	4	0	0	2.1	4	4	100.0	0	0	10-04-2017		
Egypt	1092	0	0	0	1092	0	2.9	0	0	94.1	0	0	783	0	0	51	731	1	3.3	2	0	94.5	0	0	19-08-2017		
Iran	776	0	0	0	775	1	4.2	0	0	95.5	0	0	475	0	0	19	456	0	4.0	1	0	97.3	0	0	20-08-2017		
Iraq	605	0	0	0	604	1	4.2	0	0	80.7	0	0	393	0	0	44	349	0	4.1	9	0	87.3	0	0	20-08-2017		
Jordan	107	0	0	0	107	0	3.8	0	0	100.0	0	0	63	0	0	17	46	0	3.5	0	0	100.0	0	0	20-08-2017		
Kuwait	50	0	0	0	50	0	5.7	0	0	90.0	0	0	36	0	0	2	34	0	6.5	0	0	86.1	0	0	20-08-2017		
Lebanon	111	0	0	1	110	0	5.8	1	0	82.9	0	0	56	0	0	9	47	0	4.7	3	0	71.4	0	0	19-08-2017		
Libya	70	0	0	0	70	0	3.4	0	0	97.1	0	0	57	0	0	6	51	0	4.4	3	3	94.7	0	0	19-08-2017		
Morocco	83	0	0	0	83	0	0.8	0	0	61.4	0	0	74	0	0	22	52	0	1.1	11	1	67.6	0	0	19-08-2017		
Oman	39	0	0	0	39	0	4.5	0	0	89.7	0	0	18	0	0	0	18	0	3.1	0	0	88.9	0	0	20-08-2017		
Pakistan	7847	20	5	1	7819	2	10.0	1	0	87.4	20	0	5645	3	0	421	5221	0	11.4	86	9	88.7	3	0	20-08-2017		
Palestine	46	0	0	0	46	0	2.4	0	0	97.8	0	0	23	0	0	6	17	0	1.9	0	0	100.0	0	0	20-08-2017		
Qatar	9	0	0	0	9	0	3.0	0	0	100.0	0	0	11	0	0	4	7	0	5.8	0	0	90.9	0	0	13-08-2017		
Saudi Arabia	273	0	0	0	273	0	2.8	0	0	98.2	0	0	146	0	0	74	72	0	2.4	35	35	96.6	0	0	20-08-2017		
Somalia	316	0	0	0	315	1	5.5	0	0	99.1	0	0	233	0	0	15	218	0	6.3	0	0	98.3	0	0	20-08-2017		
Sudan	509	0	0	0	509	0	2.8	0	0	97.6	0	0	326	0	0	28	298	0	2.9	0	0	97.5	0	0	20-08-2017		
Syria	303	0	0	0	303	0	3.9	0	0	87.8	0	0	217	0	0	38	146	33	4.4	0	0	83.4	0	0	19-08-2017		
Tunisia	90	0	0	0	89	1	3.4	0	0	77.8	0	0	32	0	0	0	32	0	1.9	0	0	78.1	0	0	18-08-2017		
U.A.E	42	0	0	0	42	0	4.2	0	0	100.0	0	0	32	0	0	5	27	0	5.0	0	0	93.8	0	0	20-08-2017		
Yemen	715	0	0	0	714	1	5.4	0	0	90.9	0	0	416	0	0	121	295	0	4.8	6	6	91.3	0	0	19-08-2017		
EMR	16005	33	5	2	15957	8	6.4	2	0	89.7	33	0	10963	9	0	1047	9873	34	6.9	172	59	90.8	9	0			
2015	13214	74	15	1	13117	8	5.2	0	0	90.2	74	0															

* Confirmed polio cases refer to wild isolation from AFP cases or from contacts of negative index AFP cases

** Non-polio AFP per 100,000 children <15 years

*** Adequate here refers to two stool specimens collected at least 24 hours apart, within 14 days of paralysis onset

**** AFP cases co infected with P1 and P3 are counted separately as wild isolates



World Health Organization – Regional Office for Eastern Mediterranean
AFP SURVEILLANCE
Week 33, ending 20 August 2017

21-Aug-17
Number 985

Table 4 (a): Lab results of contacts' samples in EMR, 2016 - 2017

COUNTRY	2016						2017					
	# OF CONTACTS	LAB RESULTS					# OF CONTACTS	LAB RESULTS				
		WILD	VDPV	SL	NPEV	PENDING		WILD	VDPV	SL	NPEV	PENDING
AFG	1453	8		127	343		904	1		62	199	64
BAH							2					
DJI	9				9							
EGY	362			13	49	14	266			4	28	38
IRN	170			3	6		82			2		
IRQ	658			28	102	6	346			10	43	79
JOR							2					
KUW	78						8					2
LEB	210			11	2	20	42			2	3	19
LIB							4					1
MOR	82			1	7	7	49				3	
OMA	102			1	7	2	58			1	13	4
PAK	2503	5		181	525		2220			127	453	78
PAL												
QAT												
SAA												
SOM	930		1	50	110		703			27	84	45
SUD	228				18	19	145			5	8	17
SYR	679			9	17		377		22	1	7	29
TUN	20				1	1	13					
UAE							2					
YEM	1723		2	37	277	5	1095			42	91	293
EMR	9207	13	3	461	1473	74	6318	1	22	283	932	669

Table 4 (B): Most recent wild contacts in EMRO, 2016 - 2017

Year	Country	Data	
		Count of wild contacts	Date of Most Recent stool collection
2016	Pakistan	5	25-11-16
	Afghanistan	8	07-10-16
2016 Total		13	25-11-16
2017	Afghanistan	1	21-05-17
2017 Total		1	21-05-17

Table 4 (C): Number and distribution by district of -ve index AFP cases identified as wild positive by contact in EMR, 2016-2017

YEAR	COUNTRY	PROVINCE	DISTRICT	COUNT	First case	Last case
2016	AFG	KUNAR	SHIGAL WA SHELTAN	1	26-02-16	26-02-16
		HILMAND	NAWZAD	1	23-01-16	23-01-16
		PAKTIKA	BERMEL	1	01-09-16	01-09-16
	AFG Total			3	23-01-16	01-09-16
	PAK	KHYBER PAKHTOON	KOHISTAN	1	03-09-16	03-09-16
SINDH		BADIN	1	10-10-16	10-10-16	
PAK Total			2	03-09-16	10-10-16	
2017	AFG	HILMAND	NAWZAD	1	16-04-17	16-04-17
			AFG Total			1



Table 5: Laboratory investigation of AFP cases with paralysis onset in 2017 up to Week (33/17) / Ending on : (20/08/2017)

Country	Polio laboratories Sequencing performed by EGY, PAK, TUN, CDC and RIVM laboratories	AFP cases with specimens	Preliminary virus isolation results of AFP cases						Poliovirus intratypic differentiation results #										Indicators				Latest report Date			
			Referred for ITD		NPEV only	Negative	Pending		Type 1			Type 2			Type 3			Discordant pending sequence	NPEV by PCR	Non-EV	Pending ITD	% specimens positive for NPEV*		% AFP cases with culture results within 14 days	% AFP cases with ITD results within 7 days	% AFP cases with ITD results within 45 days of onset**
			L20B+	L20B+/NPEV			received < / = 14 days	received > 14 days ago	Wild	Sabin	VDPV	Wild	Sabin	VDPV	Wild	Sabin	VDPV									
Afghanistan	RRL Pakistan	1872	160	28	358	1246	80		5	128								3			19%	99%	99%	98%	19/08/2017	
Bahrain	PNL Oman	10				10															0%	100%		100%	21/08/2017	
Djibouti	NPL Kenya	4						4																	10/04/2017	
Egypt***	RRL Egypt	778	14	3	100	585	26	50		11			1		4			3	1		11%	100%	100%	99%	20/08/2017	
Iran	NPL Iran	479	6		4	446	23			4					5						1%	99%	100%	100%	20/08/2017	
Iraq	RRL Egypt	399	17		52	306	18	7		10					13						13%	100%	100%	100%	17/08/2017	
Jordan	RRL EGYPT	63	1		6	55	1								3						11%	100%	100%	75%	20/08/2017	
Kuwait	RRL Kuwait	36			2	33		1													3%	94%		97%	06/08/2017	
Lebanon	NPL Jordan	55	1		4	50															9%	100%		100%	20/08/2017	
Libya	RRL Tunisia	55			4	49	2														6%	100%		92%	18/08/2017	
Morocco	NPL Morocco	60			4	53	3														7%	91%		96%	19/08/2017	
Oman	NPL Oman	19			6	12	1														27%	94%		94%	21/08/2017	
Pakistan	RRL Pakistan	5793	282	17	1137	4088	262	6	3	159			7		201			3		1	17%	99%	98%	97%	19/08/2017	
Palestine & UNRWA		23			9	11	1	2													45%	26%		100%	20/08/2017	
Qatar	NPL Oman	11				11															0%	100%		100%	21/08/2017	
Saudi Arabia	NPL Oman	151			16	80		55													12%	98%		100%	06/08/2017	
Somalia	NPL Kenya	233	16	3	29	170	9	6		11					16					1	15%	24%		100%	20/08/2017	
Sudan	RRL Egypt	322	7		41	256	18	1		4					3			1			12%	100%	100%	100%	20/08/2017	
Syria	RRL Egypt	202	30		9	149	13	1		2			30		4			8			3%	99%	100%	82%	17/08/2017	
Tunisia	RRL Tunisia	43			4	36	3														6%	100%		98%	18/08/2017	
U.A.E	NPL Oman	30	2		3	23	2			2					2						10%	100%	100%	36%	21/08/2017	
Yemen	RRL Egypt	204	20	3	28	153				11					18			2			12%	100%	100%	37%	20/08/2017	
Total EMR 2017		10842	556	54	1816	7822	462	133	8	342			7	31	406		8	12	1	2	15%	97%	99%	96%		
Total EMR 2016		15747	823	93	2781	12035		12	28	482			86	6	565	1	2	23	3	4	15%	95%	98%	94%		

* Specimens from all sources including non-AFP cases, excluding environmental samples

** This indicator reflects surveillance and laboratory activities



Table 6: Environmental isolate by year and type

Country	Status	2010	2011	2012	2013	2014	2015	2016	2017
AFG	NEGATIVE				9	78	129	183	168
	PENDING								9
	WILD					17	20	2	8
AFG Total					9	95	149	185	185
EGY	NEGATIVE	183	178	196	304	410	412	528	306
	PENDING								25
	WILD			2					
	VDPV1			1		1			
	VDPV2			7	3	2	3	1	
EGY Total		183	178	206	307	413	415	529	331
JOR	NEGATIVE							2	20
	PENDING								
JOR Total								2	20
LEB	NEGATIVE							4	14
	PENDING								
LEB Total								4	14
PAK	NEGATIVE	77	68	151	257	237	347	462	307
	PENDING								36
	WILD	79	136	88	63	125	79	59	58
	WILD & VDPV2				2	6	5	3	1
	VDPV2					4	8	5	4
PAK Total		156	204	239	322	372	439	529	406
EMR	NEGATIVE	260	246	347	570	725	888	1179	815
	PENDING								70
	WILD	79	136	90	63	142	99	61	66
	WILD & VDPV2				2	6	5	3	
	VDPV1			1		1			
VDPV2			7	3	6	11	6	4	
EMR Total		339	382	445	638	880	1003	1249	956

Table 7: Environmental Wild/VDPV isolate by site

Year	Country	Status	Province	District	Count	First date	Last date					
2016	AFG	WILD1	HILMAND	NAHR-E-SARAJ	1	23-Dec	23-Dec					
			NANGARHAR	JALALABAD	1	26-Dec	26-Dec					
	AFG Total					2	23-Dec	26-Dec				
	EGY	VDPV2	SOUTH SINIA	EL TUR	1	15-Mar	15-Mar					
	EGY Total					1	15-Mar	15-Mar				
	PAK	WILD1	BALOCHISTAN	KHYBER PAKHTUNKHWA	KABDULLAH	6	15-Jan	2-Dec				
					PISHIN	4	2-Aug	16-Sep				
					QUETTA	11	12-Feb	20-Nov				
					DIKHAN	1	16-Jul	16-Jul				
				PUNJAB	PESHAWAR	10	11-Jan	10-Dec				
DERA GHAZI KHAN					1	12-May	12-May					
FAISALABAD					2	3-Feb	2-Jul					
LAHORE					3	5-Aug	18-Oct					
SINDH				MULTAN	2	8-Nov	8-Dec					
				RAWALPINDI	4	14-Apr	10-Dec					
				HYDERABAD	1	5-Jan	5-Jan					
				JACOBABAD	3	4-Feb	16-Aug					
				KHIBALDIA	1	14-Jul	14-Jul					
				KHIGADAP	4	27-Jan	9-Mar					
WILD1+VDPV2	BALOCHISTAN	QUETTA	KHIGIQBAL	2	18-Jan	15-Mar						
			KHILANDHI	1	14-Dec	14-Dec						
			SUKKUR	3	12-Jan	19-Mar						
			VDPV2	4	20-Jun	28-Dec						
VDPV2	BALOCHISTAN	QUETTA	SINDH	1	11-Jul	11-Jul						
			HYDERABAD	1	11-Jul	11-Jul						
PAK Total					67	5-Jan	28-Dec					
2016 Total					70	5-Jan	28-Dec					
2017	AFG	WILD1	HILMAND	LASHKARGAH	2	26-Apr	7-Jul					
			KANDAHAR	KANDAHAR	3	26-Jan	7-Jun					
			NANGARHAR	JALALABAD	3	24-Jan	21-Jun					
	AFG Total					8	24-Jan	7-Jul				
	PAK	WILD1	BALOCHISTAN	KHYBER PAKHTUNKHWA	KABDULLAH	9	1-Jan	1-Jul				
					PISHIN	4	2-Jan	3-Apr				
					QUETTA	10	1-Jan	28-Jul				
					ISLAMABAD	CDA	5	10-Feb	10-Jul			
				PUNJAB	PESHAWAR	5	10-Jan	10-Jun				
					MULTAN	1	9-Jan	9-Jan				
					RAWALPINDI	6	10-Jan	10-Jul				
					SINDH	KHIGADAP	10	9-Jan	11-Jul			
				WILD1+VDPV2	BALOCHISTAN	KABDULLAH	KHIGIQBAL	3	3-Feb	8-Apr		
							KHILANDHI	4	16-Mar	19-Jul		
							SUKKUR	1	11-Apr	11-Apr		
							VDPV2	1	15-Jul	15-Jul		
							VDPV2	BALOCHISTAN	PISHIN	QUETTA	3	3-Apr
QUETTA										3	3-Apr	29-May
PAK Total					63	1-Jan	28-Jul					
2017 Total					71	1-Jan	28-Jul					



Figure 1: Non Polio AFP Rate and Wild Virus in EMR 01/01/2017 - 20/08/2017

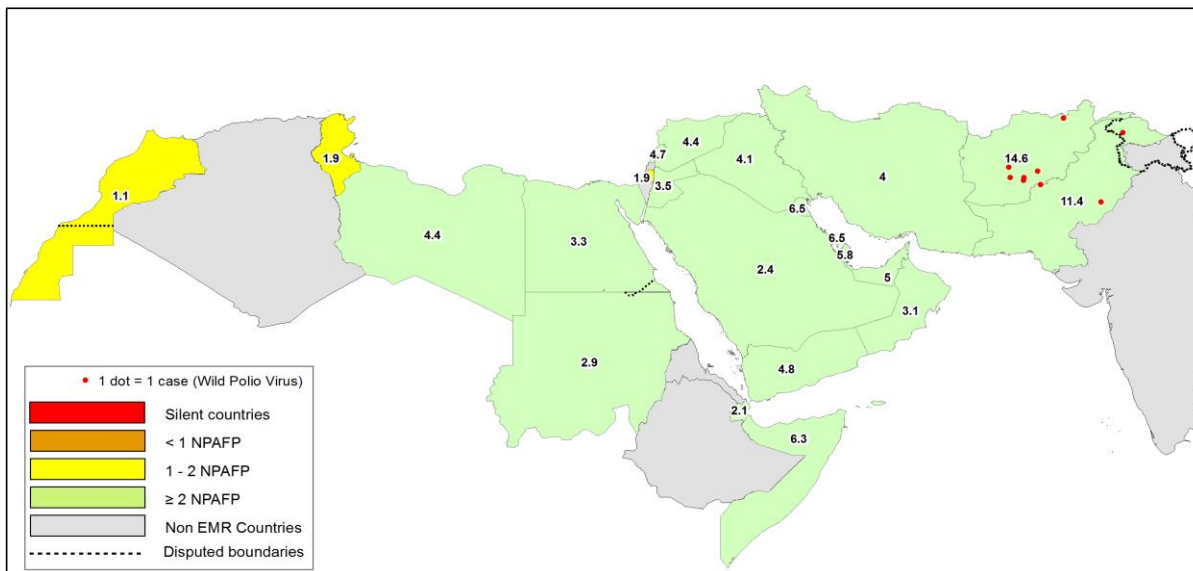


Figure 2: Percent of AFP cases with Adequate Samples & Compatible Cases in EMR 01/01/2017 - 20/08/2017

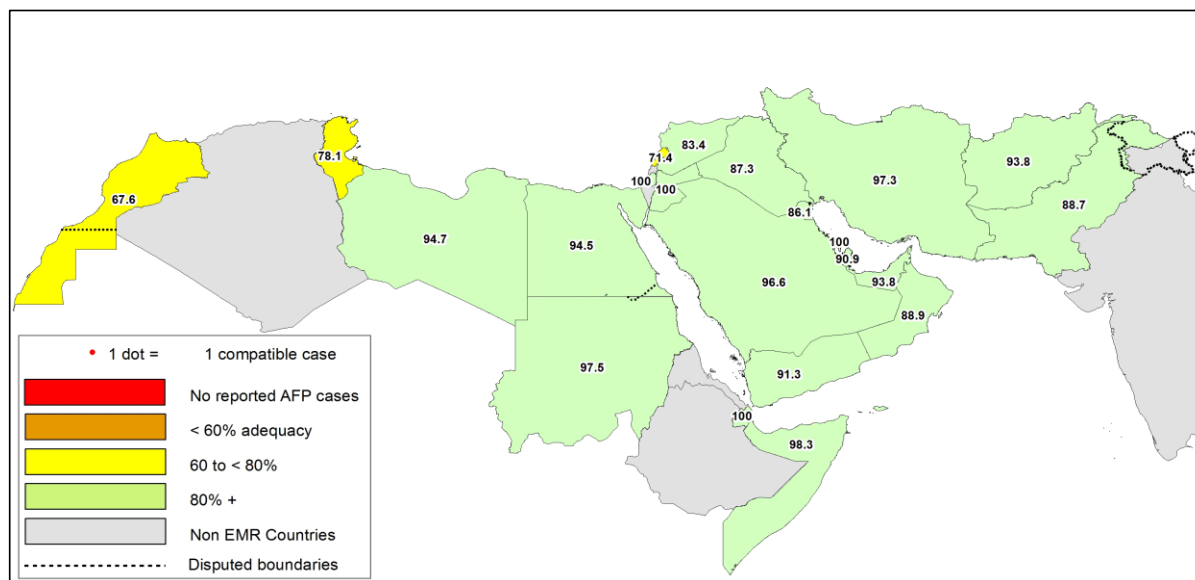


Table 8: Wild polio cases by country and date of onset of paralysis in EMR, 2016 - 2017

Year	COUNTRY	Count	First Case	Last Case
2016	AFG	13	23-01-16	16-12-16
	PAK	20	17-01-16	22-12-16
2016 Total		33	17-01-16	22-12-16
2017	AFG	6	13-01-17	10-07-17
	PAK	3	28-01-17	11-06-17
2017 Total		9	13-01-17	10-07-17

Last reported wild Polio P3 from Pakistan with date of onset 18/04/2012



Figure 3: Non Polio AFP rate by Province in Afghanistan & by District in Pakistan 01/01/2017 - 20/08/2017

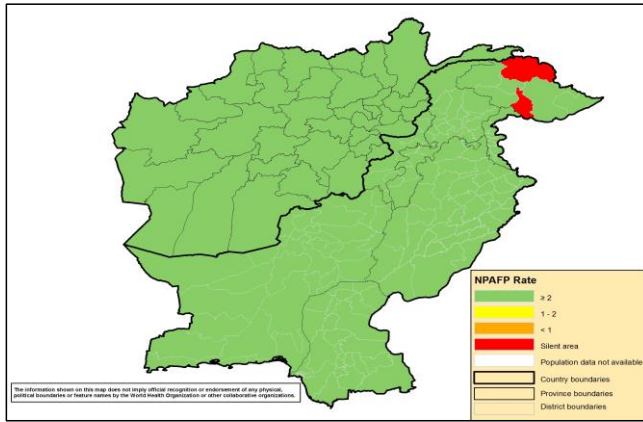


Figure 4: Percent of AFP cases with Adequate Samples in Afghanistan by Province & Pakistan by District 01/01/2017 - 20/08/2017

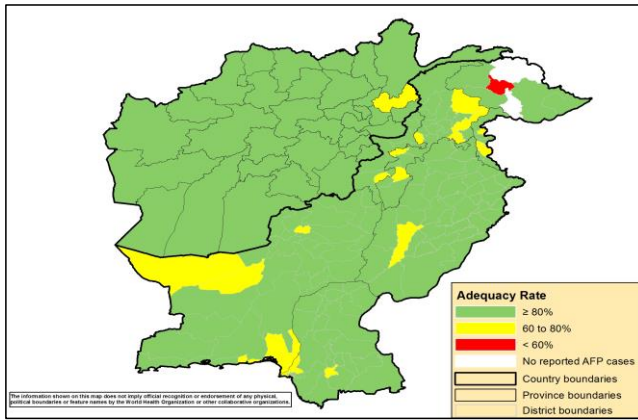
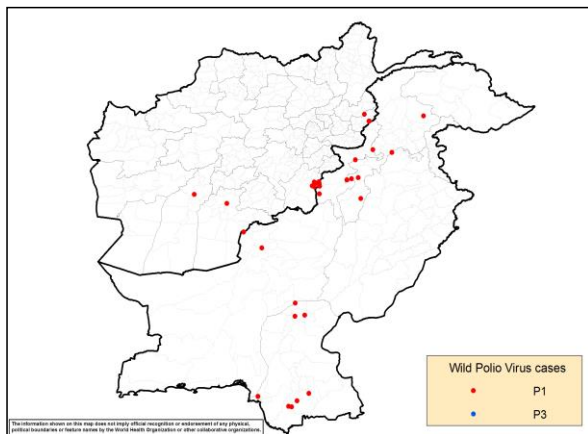
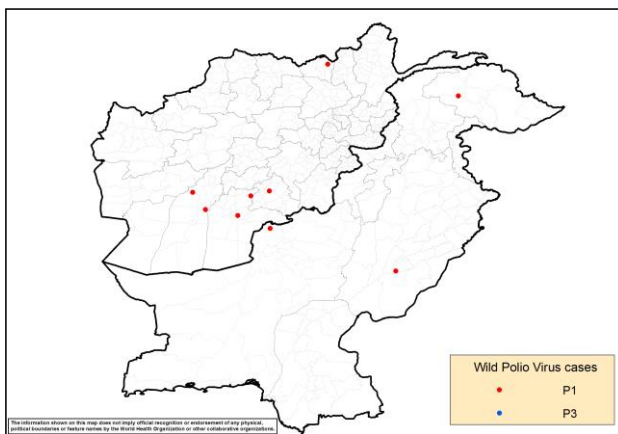


Figure 5: Wild Virus Cases by Type & District in Afghanistan & Pakistan

5a: 01/01/2016 - 31/12/2016



5b: 01/01/2017 - 20/08/2017



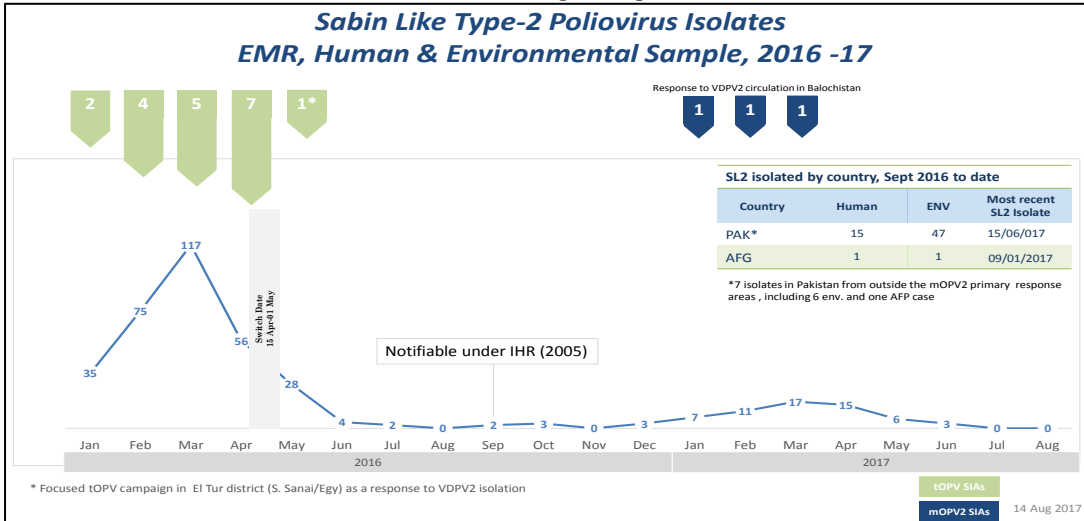


ONSETYR	PROVINCE	DISTRICT	Count	First case	Last case
2016	PAKTIKA	BERMEL	7	02-08-16	16-12-16
	KUNAR	SHIGAL WA SHEL TAN	4	01-02-16	29-05-16
	KAN DAHAR	SHAHWALIKOT	1	04-04-16	04-04-16
	HILMAND	NAWZAD	1	23-01-16	23-01-16
2016 Total			13	23-01-16	16-12-16
2017	ZABUL	ARGHANDAB (Z)	1	10-07-17	10-07-17
	KAN DAHAR	SHAHWALIKOT	1	19-06-17	19-06-17
		KAN DAHAR	1	13-01-17	13-01-17
	HILMAND	NAWZAD	1	16-04-17	16-04-17
		NAHR-E-SARAJ	1	21-01-17	21-01-17
KUNDUZ	DASHT-E-ARCHI	1	21-02-17	21-02-17	
2017 Total			6	13-01-17	10-07-17

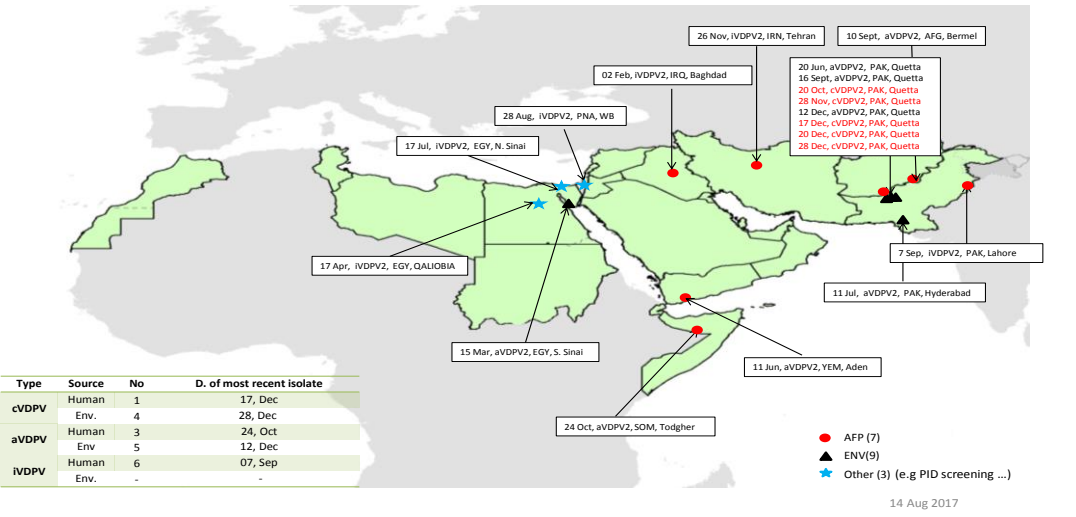
ONSETYR	PROVINCE	DISTRICT	Count	First case	Last case
2016	BALOCHISTAN	KABDULAH	1	22-12-16	22-12-16
		QUETTA	1	01-02-16	01-02-16
	SINDH	SUJAWAL	2	03-09-16	03-11-16
		BADIN	2	10-10-16	16-10-16
		SHIKARPUR	2	05-03-16	12-04-16
		JACOBABAD	1	10-02-16	10-02-16
		KHIGADAP	1	17-01-16	17-01-16
	KHYBER PAKHTOON	KOHISTAN	1	03-09-16	03-09-16
		DIKHAN	1	06-06-16	06-06-16
		BANNU	3	22-03-16	26-04-16
		PESHAWAR	1	12-02-16	12-02-16
		HANGU	1	09-02-16	09-02-16
		NOWSHERA	1	22-01-16	22-01-16
FATA	WAZIR-S	2	18-06-16	27-07-16	
2016 Total			20	17-01-16	22-12-16
2017	BALOCHISTAN	KABDULAH	1	11-06-17	11-06-17
	GILGIT BALTISTAN	DIAMIR	1	13-02-17	13-02-17
	PUNJAB	LODHRAN	1	28-01-17	28-01-17
2017 Total			3	28-01-17	11-06-17

Table 11: Circulating VDPV cases and date of onset of paralysis in EMR countries by districts 2016 - 2017

Year	COUNTRY	PROVINCE	DISTRICT	cVDPV2		
				Count	First Case	Last Case
2016	PAK	BALOCHISTAN	QUETTA	1	17-12-16	17-12-16
	PAK Total			1	17-12-16	17-12-16
2016 Total				1	17-12-16	17-12-16
2017	SYR	HOMS	TADMOUR	1	10-07-17	10-07-17
		DEIR_AL_ZOUR	DEIR ALZOUR	1	30-06-17	30-06-17
		DEIR_AL_ZOUR	BOKAMAL	1	25-06-17	25-06-17
		DEIR_AL_ZOUR	MAYADEEN	29	03-03-17	16-06-17
		RAQUA	TALABYAD	1	25-04-17	25-04-17
SYR Total			33	03-03-17	16-06-17	
2017 Total				33	03-03-17	10-07-17



VDPV2 isolates, EMR countries, 2016



VDPV2 isolates, EMR countries, 2017

