



AFP SURVEILLANCE

14-Aug-17

Week 32, ending 13 August 2017

Number 984

Table 1: Acute Flaccid Paralysis (AFP) cases by week of onset

Country	Reported AFP cases by week of onset - Week (32/17) / Ending on : 13/08/2017														
	Total AFP 2015	Total AFP 2016	Total AFP to date, 2017	W21 28 May 17	W22 04 Jun 17	W23 11 Jun 17	W24 18 Jun 17	W25 25 Jun 17	W26 02 Jul 17	W27 09 Jul 17	W28 16 Jul 17	W29 23 Jul 17	W30 30 Jul 17	W31 06 Aug 17	W32 13 Aug 17
Afghanistan	2738	2905	1874	48	52	62	44	44	69	65	67	70	57	51	6
Bahrain	19	14	12	0	1	0	0	0	2	0	0	0	0	0	0
Djibouti	3	3	4												
Egypt	1046	1092	783	26	34	34	20	8	27	21	29	26	20	20	
Iran	780	776	450	10	31	18	20	10	13	18	17	9	9	2	
Iraq	520	605	385	16	17	15	11	6	14	13	6	6	13	6	0
Jordan ****	90	107	62	0	2	5	3	0	2	5	3	0	0	1	1
Kuwait	32	50	35	0	0	1	0	3	1	0	1	0	0	0	1
Lebanon ****	113	111	55	2	2	1	1	0	2	1	3	0	2		
Libya	54	70	56	1	1	1	0	2	3	2	1	0	3	1	
Morocco	79	83	64	2	2	2	4	0	2	3					
Oman	39	39	18	2	0	1	0	1	1	0	0	1	0	0	0
Pakistan	5814	7847	5532	184	186	163	146	135	156	184	169	165	127	29	0
Palestine ****	38	46	22	2	0	1	1	0	1	2	1	1	0	0	0
Qatar	11	9	11	0	1	1	0	0	1	1	1	0	0	0	0
Saudi Arabia	254	273	140	6	6	5	2	5	4	3	2	0	0	0	0
Somalia	281	316	222	8	5	10	9	1	5	9	4	5	7	1	1
Sudan	436	509	309	11	7	13	10	9	7	19	11	7	10	3	0
Syria ****	235	303	202	10	6	10	5	5	11	9	8	6	3	5	
Tunisia	64	90	32	2	2	2	2	0	0	1	0	0	0	0	
U.A.E	31	42	30	0	0	0	0	0	0	1	1	0	1	0	
Yemen	537	715	404	12	5	7	11	7	11	16	8	13	13	2	
Total EMR	13214	16005	10702	342	360	352	289	236	332	373	332	309	265	121	9

☐ No data = No report received

Table 2: Confirmed polio cases by month of onset

Country	Total year 2015	Total year 2016	13/08		Confirmed polio cases by month of onset											
			2016	2017	September 2016	October 2016	November 2016	December 2016	January 2017	February 2017	March 2017	April 2017	May 2017	June 2017	July 2017	August 2017
Afghanistan	20	13	8	6	2	2	0	1	2	1	0	1	0	1	1	
Bahrain	0	0	0	0	0	0	0	0	0	0	0	0	0			
Djibouti	0	0	0	0	0	0	0	0								
Egypt	0	0	0	0	0	0	0	0	0	0	0	0	0			
Iran	0	0	0	0	0	0	0	0	0	0	0	0	0	0		
Iraq	0	0	0	0	0	0	0	0	0	0	0	0	0			
Jordan ****	0	0	0	0	0	0	0	0	0	0	0	0	0	0	0	
Kuwait	0	0	0	0	0	0	0	0	0	0	0	0	0	0	0	
Lebanon ****	0	0	0	0	0	0	0	0	0	0	0	0	0	0		
Libya	0	0	0	0	0	0	0	0	0	0		0		0		
Morocco	0	0	0	0	0	0	0		0	0	0		0			
Oman	0	0	0	0	0	0	0	0	0	0	0	0	0	0	0	
Pakistan	54	20	14	3	2	2	1	1	1	1	0			1		
Palestine ****	0	0	0	0	0		0		0	0	0	0				
Qatar	0	0	0	0	0	0	0	0	0	0	0	0	0	0	0	
Saudi Arabia	0	0	0	0	0	0	0	0	0	0						
Somalia	0	0	0	0	0	0	0	0	0	0	0	0	0	0		
Sudan	0	0	0	0	0	0	0	0	0	0	0	0	0	0		
Syria ****	0	0	0	0	0	0	0	0	0	0	0	0	0	0		
Tunisia	0	0	0	0	0	0	0	0	0	0	0	0	0	0	0	
U.A.E	0	0	0	0	0	0	0	0	0	0	0	0		0		
Yemen	0	0	0	0	0	0	0	0	0	0	0	0				
Total EMR	74	33	22	9	4	4	1	2	3	2	0	1	0	2	1	0

**** UNRWA cases are included with those of country of residence



Table 3: Investigation of AFP cases with paralysis onset in 2016 & 2017 up to Week (32/17) / Ending on : 13/08/2017

COUNTRY	2016												2017												Latest line List Date
	AFP									Specimen	Wild cases ****		AFP									Specimen	Wild cases ****		
	Total AFP cases onset 2016	Case classification					Non polio AFP rate **	AFP cases pending classification > 90 days from onset of paralysis	AFP cases pending classification and lab > 90 days from onset of paralysis	% with *** adequate specimens	Wild P1 Poliovirus	Wild P3 Poliovirus	Total AFP cases onset 2017	Case classification					Annualized Non polio AFP rate **	AFP cases pending classification > 90 days from onset of paralysis	AFP cases pending classification and lab > 90 days from onset of paralysis	% with *** adequate specimens	Wild P1 Poliovirus	Wild P3 Poliovirus	
		Total Confirmed Polio Cases *	Polio Compatible	Pending Classification	Discarded (non polio AFP)	VDPV								Total Confirmed Polio Cases *	Polio Compatible	Pending Classification	Discarded (non polio AFP)	VDPV							
Afghanistan	2905	13	0	0	2891	1	14.4	0	0	92.2	13	0	1874	6	0	202	1666	0	14.7	8	1	93.8	6	0	13-08-2017
Bahrain	14	0	0	0	14	0	4.9	0	0	100.0	0	0	12	0	0	2	10	0	6.7	0	0	100.0	0	0	13-08-2017
Djibouti	3	0	0	0	3	0	1.0	0	0	33.3	0	0	4	0	0	4	0	0	2.2	4	4	100.0	0	0	10-04-2017
Egypt	1092	0	0	0	1092	0	2.9	0	0	94.1	0	0	783	0	0	85	697	1	3.4	0	0	92.1	0	0	09-08-2017
Iran	776	0	0	0	775	1	4.2	0	0	95.5	0	0	450	0	0	11	439	0	3.9	0	0	97.3	0	0	12-08-2017
Iraq	605	0	0	0	604	1	4.2	0	0	80.7	0	0	385	0	0	45	340	0	4.2	8	0	88.1	0	0	13-08-2017
Jordan	107	0	0	0	107	0	3.8	0	0	100.0	0	0	62	0	0	25	37	0	3.5	4	0	98.4	0	0	10-08-2017
Kuwait	50	0	0	0	50	0	5.7	0	0	90.0	0	0	35	0	0	1	34	0	6.5	0	0	85.7	0	0	13-08-2017
Lebanon	111	0	0	0	111	0	5.8	0	0	82.9	0	0	55	0	0	11	44	0	4.7	2	0	72.7	0	0	29-07-2017
Libya	70	0	0	0	70	0	3.4	0	0	97.1	0	0	56	0	0	8	48	0	4.4	3	3	94.6	0	0	12-08-2017
Morocco	83	0	0	0	83	0	0.8	0	0	61.4	0	0	64	0	0	23	41	0	1.0	11	1	65.6	0	0	14-07-2017
Oman	39	0	0	0	39	0	4.5	0	0	89.7	0	0	18	0	0	0	18	0	3.2	0	0	88.9	0	0	14-08-2017
Pakistan	7847	20	5	3	7817	2	10.0	3	2	87.4	20	0	5532	3	0	451	5078	0	11.5	68	6	88.8	3	0	13-08-2017
Palestine	46	0	0	0	46	0	2.4	0	0	97.8	0	0	22	0	0	9	13	0	1.9	0	0	100.0	0	0	13-08-2017
Qatar	9	0	0	0	9	0	3.0	0	0	100.0	0	0	11	0	0	4	7	0	6.0	0	0	90.9	0	0	13-08-2017
Saudi Arabia	273	0	0	0	273	0	2.8	0	0	98.2	0	0	140	0	0	68	72	0	2.4	31	31	97.1	0	0	13-08-2017
Somalia	316	0	0	0	315	1	5.5	0	0	99.1	0	0	222	0	0	15	207	0	6.2	0	0	98.2	0	0	13-08-2017
Sudan	509	0	0	0	509	0	2.8	0	0	97.6	0	0	309	0	0	23	286	0	2.8	0	0	98.1	0	0	13-08-2017
Syria	303	0	0	0	303	0	3.9	0	0	87.8	0	0	202	0	0	35	137	30	4.2	4	0	83.7	0	0	12-08-2017
Tunisia	90	0	0	0	89	1	3.4	0	0	77.8	0	0	32	0	0	0	32	0	1.9	0	0	78.1	0	0	11-08-2017
U.A.E	42	0	0	0	42	0	4.2	0	0	100.0	0	0	30	0	0	4	26	0	4.8	1	1	93.3	0	0	06-08-2017
Yemen	715	0	0	0	714	1	5.4	0	0	90.9	0	0	404	0	0	109	295	0	4.8	1	1	91.1	0	0	12-08-2017
EMR	16005	33	5	3	15956	8	6.4	3	2	89.8	33	0	10702	9	0	1135	9527	31	6.9	145	48	90.7	9	0	
2015	13214	74	15	1	13117	8	5.2	0	0	90.2	74	0													

* Confirmed polio cases refer to wild isolation from AFP cases or from contacts of negative index AFP cases

** Non-polio AFP per 100,000 children <15 years

*** Adequate here refers to two stool specimens collected at least 24 hours apart, within 14 days of paralysis onset

**** AFP cases co infected with P1 and P3 are counted separately as wild isolates



World Health Organization – Regional Office for Eastern Mediterranean
AFP SURVEILLANCE
Week 32, ending 13 August 2017

14-Aug-17
Number 984

Table 4 (a): Lab results of contacts' samples in EMR, 2016 - 2017

COUNTRY	2016						2017					
	# OF CONTACTS	LAB RESULTS					# OF CONTACTS	LAB RESULTS				
	WILD	VDPV	SL	NPEV	PENDING	WILD	VDPV	SL	NPEV	PENDING		
AFG	1453	8		127	343		856	1	60	194	33	
BAH							2					
DJI	9				9							
EGY	362			13	49	14	254		4	27	42	
IRN	170			3	6		82		2			
IRQ	658			28	102	6	346		10	43	79	
JOR							2					
KUW	78						8				2	
LEB	210			11	2	20	28		2	3	8	
LIB							4				1	
MOR	82			1	7	7	27			3		
OMA	102			1	7	2	58		1	13	4	
PAK	2503	5		181	525		2176		127	419	136	
PAL												
QAT												
SAA												
SOM	930		1	50	110		670		26	79	45	
SUD	228				18	19	145		5	7	22	
SYR	679			9	17		356	22	1	5	10	
TUN	20				1	1	13					
UAE							2				1	
YEM	1723		2	37	277	5	1057		42	91	255	
EMR	9207	13	3	461	1473	74	6086	1	22	280	638	

Table 4 (B): Most recent wild contacts in EMRO, 2016 - 2017

Year	Country	Data	
		Count of wild contacts	Date of Most Recent stool collection
2016	Pakistan	5	25-11-16
	Afghanistan	8	07-10-16
2016 Total		13	25-11-16
2017	Afghanistan	1	21-05-17
2017 Total		1	21-05-17

Table 4 (C): Number and distribution by district of -ve index AFP cases identified as wild positive by contact in EMR, 2016-2017

YEAR	COUNTRY	PROVINCE	DISTRICT	COUNT	First case	Last case
2016	AFG	KUNAR	SHIGAL WA SHEL TAN	1	26-02-16	26-02-16
		HILMAND	NAWZAD	1	23-01-16	23-01-16
		PAKTIKA	BERMEL	1	01-09-16	01-09-16
	AFG Total			3	23-01-16	01-09-16
	PAK	KHYBER PAKHTOON	KOHISTAN	1	03-09-16	03-09-16
SINDH		BADIN	1	10-10-16	10-10-16	
PAK Total			2	03-09-16	10-10-16	
2017	AFG	HILMAND	NAWZAD	1	16-04-17	16-04-17
			AFG Total			1



Table 5: Laboratory investigation of AFP cases with paralysis onset in 2017 up to Week (31/17) / Ending on : (06/08/2017)

Country	Polio laboratories Sequencing performed by EGY, PAK, TUN, CDC and RIVM laboratories	AFP cases with specimens	Preliminary virus isolation results of AFP cases						Poliovirus intratypic differentiation results #										Indicators				Latest report Date			
			Referred for ITD		NPEV only	Negative	Pending		Type 1			Type 2			Type 3			Discordant pending sequence	NPEV by PCR	Non-EV	Pending ITD	% specimens positive for NPEV*		% AFP cases with culture results within 14 days	% AFP cases with ITD results within 7 days	% AFP cases with ITD results within 45 days of onset**
			L20B+	L20B+/NPEV			received < / = 14 days	received > 14 days ago	Wild	Sabin	VDPV	Wild	Sabin	VDPV	Wild	Sabin	VDPV									
Afghanistan	RRL Pakistan	1820	155	28	324	1197	115	1	5	124						133		2		1	18%	99%	99%	98%	12/08/2017	
Bahrain	PNL Oman	10				10															0%	100%		100%	14/08/2017	
Djibouti	NPL Kenya	4						4																	10/04/2017	
Egypt***	RRL Egypt	751	14	3	100	585	22	27		11			1		4			3	1		11%	100%	100%	99%	10/08/2017	
Iran	NPL Iran	464	6		4	429	25			4					5						1%	99%	100%	100%	12/08/2017	
Iraq	RRL Egypt	390	17		52	293	22	7		10					13						14%	100%	100%	100%	10/08/2017	
Jordan	RRL EGYPT	63	1		5	54	3								3						10%	100%	100%	75%	13/08/2017	
Kuwait	RRL Kuwait	36			2	33		1													3%	94%		97%	06/08/2017	
Lebanon	NPL Jordan	54	1		4	46	3														11%	100%		100%	13/08/2017	
Libya	RRL Tunisia	54			4	47	3														7%	100%		92%	10/08/2017	
Morocco	NPL Morocco	60			4	51	4	1													7%	93%		96%	11/08/2017	
Oman	NPL Oman	18			6	12															27%	94%		94%	14/08/2017	
Pakistan	RRL Pakistan	5686	274	16	1052	3927	401	13	3	154			7		199			2			17%	99%	99%	97%	12/08/2017	
Palestine & UNRWA		22			9	11		2													45%	26%		100%	13/08/2017	
Qatar	NPL Oman	11				11															0%	100%		100%	14/08/2017	
Saudi Arabia	NPL Oman	151			16	80	4	51													12%	98%		100%	06/08/2017	
Somalia	NPL Kenya	222	16	3	28	160	5	10		11					16					1	15%	25%		100%	13/08/2017	
Sudan	RRL Egypt	309	7		40	246	16	1		4					3			1			12%	100%	100%	100%	13/08/2017	
Syria	RRL Egypt	192	29		9	143	10	1		2			27		4			8			3%	99%	100%	82%	12/08/2017	
Tunisia	RRL Tunisia	42			4	34	4														7%	100%		97%	10/08/2017	
U.A.E	NPL Oman	28	2		3	21	2			2					2						11%	100%	100%	35%	14/08/2017	
Yemen	RRL Egypt	204	20	3	28	153				11					18			2			12%	100%	100%	37%	10/08/2017	
Total EMR 2017		10591	542	53	1694	7543	639	119	8	333			7	28	400			8	10	1	2	15%	97%	99%	96%	
Total EMR 2016		15747	823	93	2781	12035		12	28	482			86	6	565	1		2	23	3	4	15%	95%	98%	94%	

* Specimens from all sources including non-AFP cases, excluding environmental samples

** This indicator reflects surveillance and laboratory activities



Table 6: Environmental isolate by year and type

Country	Status	2010	2011	2012	2013	2014	2015	2016	2017
AFG	NEGATIVE				9	78	129	183	161
	PENDING								16
	WILD					17	20	2	8
AFG Total					9	95	149	185	185
EGY	NEGATIVE	183	178	196	304	410	412	528	300
	PENDING								22
	WILD			2					
	VDPV1				1	1			
	VDPV2				7	3	2	3	1
EGY Total		183	178	206	307	413	415	529	322
JOR	NEGATIVE							2	20
	PENDING								
JOR Total								2	20
LEB	NEGATIVE							4	13
	PENDING								1
LEB Total								4	14
PAK	NEGATIVE	77	68	151	257	237	347	462	303
	PENDING								19
	WILD	79	136	88	63	125	79	59	59
	WILD & VDPV2				2	6	5	3	
	VDPV2					4	8	5	4
PAK Total		156	204	239	322	372	439	529	385
EMR	NEGATIVE	260	246	347	570	725	888	1179	797
	PENDING								58
	WILD	79	136	90	63	142	99	61	67
	WILD & VDPV2				2	6	5	3	
	VDPV1			1			1		
VDPV2				7	3	6	11	6	4
EMR Total		339	382	445	638	880	1003	1249	926

Table 7: Environmental Wild/VDPV isolate by site

Year	Country	Status	Province	District	Count	First date	Last date	
2016	AFG	WILD1	HILMAND	NAHR-E-SARAJ	1	23-Dec	23-Dec	
			NANGARHAR	JALALABAD	1	26-Dec	26-Dec	
AFG Total					2	23-Dec	26-Dec	
2016	EGY	VDPV2	SOUTH SINIA	EL TUR	1	15-Mar	15-Mar	
			EGY Total				1	15-Mar
2016	PAK	WILD1	BALOCHISTAN	KABDULLAH	6	15-Jan	2-Dec	
				PISHIN	4	2-Aug	16-Sep	
				QUETTA	11	12-Feb	20-Nov	
			KHYBER PAKHTUNKHWA	DIKHAN	1	16-Jul	16-Jul	
				PESHAWAR	10	11-Jan	10-Dec	
				DERA GHAZI KHA	1	12-May	12-May	
			PUNJAB	FAISALABAD	2	3-Feb	2-Jul	
				LAHORE	3	5-Aug	18-Oct	
				MULTAN	2	8-Nov	8-Dec	
			SINDH	RAWALPINDI	4	14-Apr	10-Dec	
				HYDERABAD	1	5-Jan	5-Jan	
				JACOBABAD	3	4-Feb	16-Aug	
				KHIBALDIA	1	14-Jul	14-Jul	
				KHIGADAP	4	27-Jan	9-Mar	
				KHIGIQBAL	2	18-Jan	15-Mar	
2016	PAK	WILD1+VDPV2	BALOCHISTAN	SUKKUR	3	12-Jan	19-Mar	
				QUETTA	3	20-Oct	12-Dec	
				QUETTA	4	20-Jun	28-Dec	
2016	PAK	VDPV2	SINDH	HYDERABAD	1	11-Jul	11-Jul	
				PAK Total				67
2016 Total					70	5-Jan	28-Dec	
2017	AFG	WILD1	HILMAND	LASHKARGAH	2	26-Apr	7-Jul	
			KANDAHAR	KANDAHAR	3	26-Jan	7-Jun	
			NANGARHAR	JALALABAD	3	24-Jan	21-Jun	
AFG Total					8	24-Jan	7-Jul	
2017	PAK	WILD1	BALOCHISTAN	KABDULLAH	10	1-Jan	15-Jul	
				PISHIN	4	2-Jan	3-Apr	
				QUETTA	10	1-Jan	28-Jul	
			ISLAMABAD	CDA	5	10-Feb	10-Jul	
				KHYBER PAKHTUNKHWA	PESHAWAR	5	10-Jan	10-Jun
				PUNJAB	MULTAN	1	9-Jan	9-Jan
			RAWALPINDI	RAWALPINDI	6	10-Jan	10-Jul	
				SINDH	KHIGADAP	10	9-Jan	11-Jul
				KHIGIQBAL	3	3-Feb	8-Apr	
			KHYBER PAKHTUNKHWA	KHILANDHI	4	16-Mar	19-Jul	
				SUKKUR	1	11-Apr	11-Apr	
				VDPV2	BALOCHISTAN	PISHIN	1	2-May
2017	PAK	VDPV2	BALOCHISTAN	QUETTA	3	3-Apr	29-May	
				PAK Total				63
2017 Total					71	1-Jan	28-Jul	



Figure 1: Non Polio AFP Rate and Wild Virus in EMR 01/01/2017 - 13/08/2017

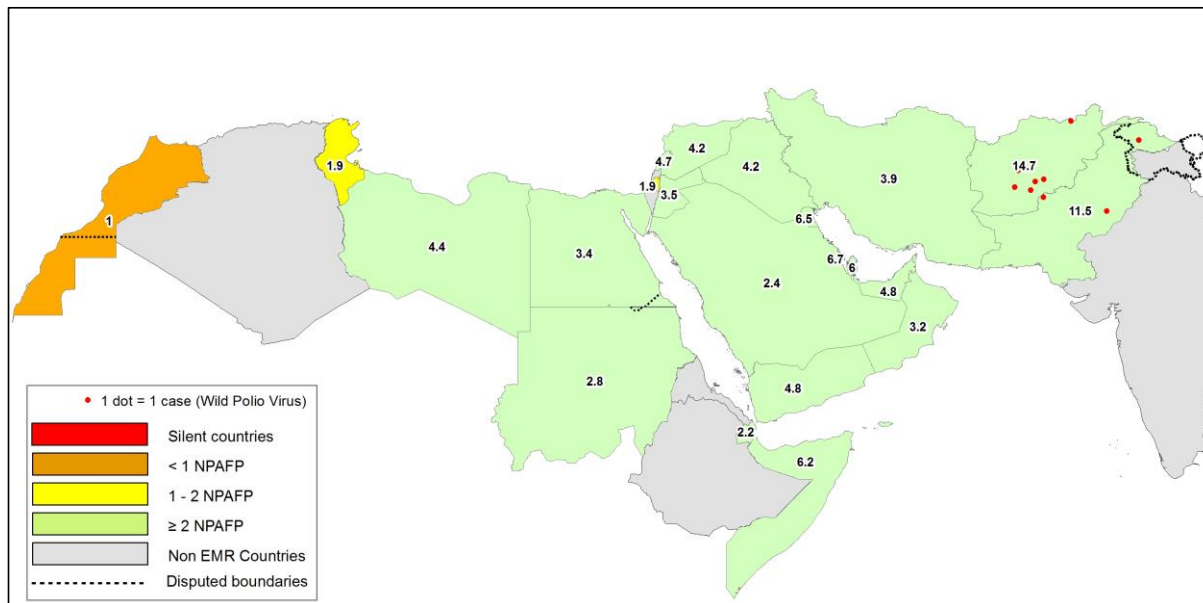


Figure 2: Percent of AFP cases with Adequate Samples & Compatible Cases in EMR 01/01/2017 - 13/08/2017

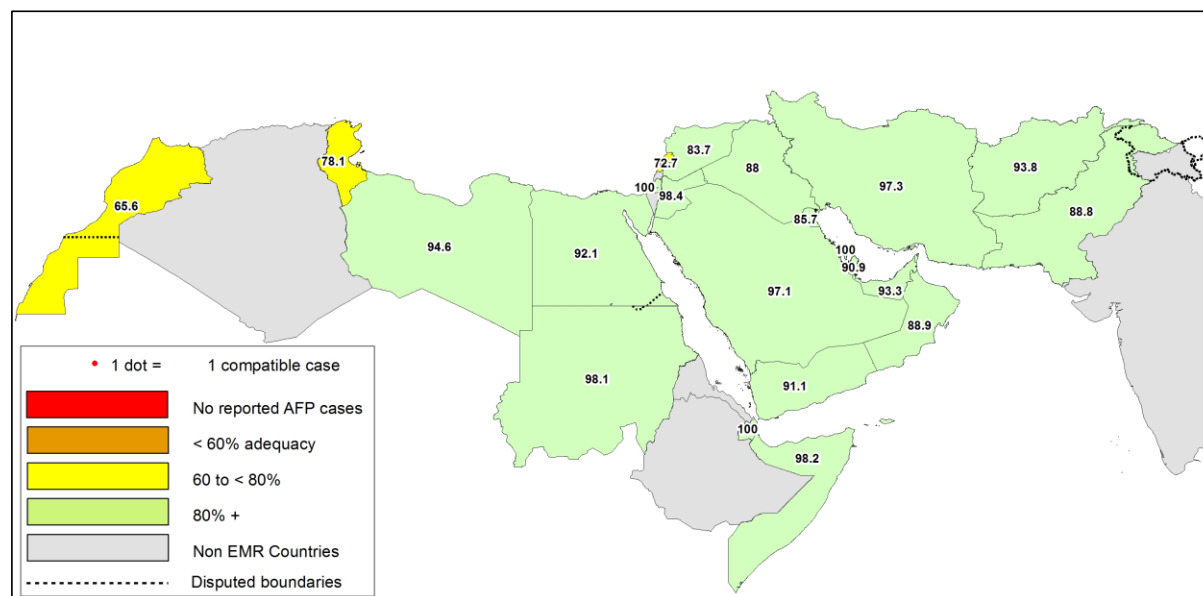


Table 8: Wild polio cases by country and date of onset of paralysis in EMR, 2016 - 2017

Year	COUNTRY	Count	First Case	Last Case
2016	AFG	13	23-01-16	16-12-16
	PAK	20	17-01-16	22-12-16
2016 Total		33	17-01-16	22-12-16
2017	AFG	6	13-01-17	10-07-17
	PAK	3	28-01-17	11-06-17
2017 Total		9	13-01-17	10-07-17

Last reported wild Polio P3 from Pakistan with date of onset 18/04/2012



Figure 3: Non Polio AFP rate by Province in Afghanistan & by District in Pakistan 01/01/2017 - 13/08/2017

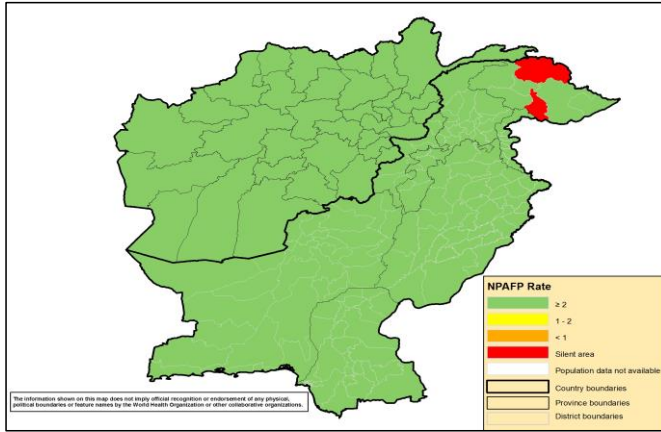


Figure 4: Percent of AFP cases with Adequate Samples in Afghanistan by Province & Pakistan by District 01/01/2017 - 13/08/2017

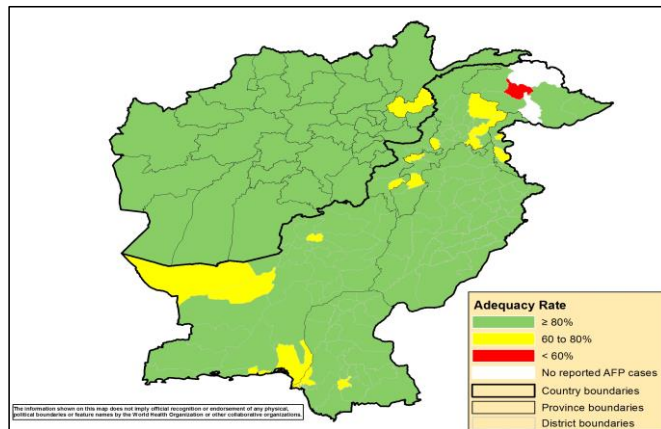
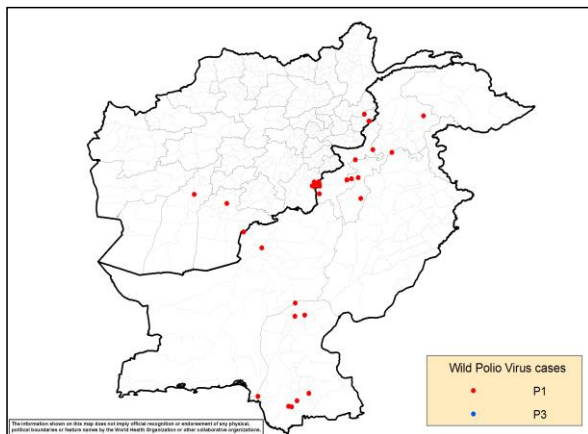
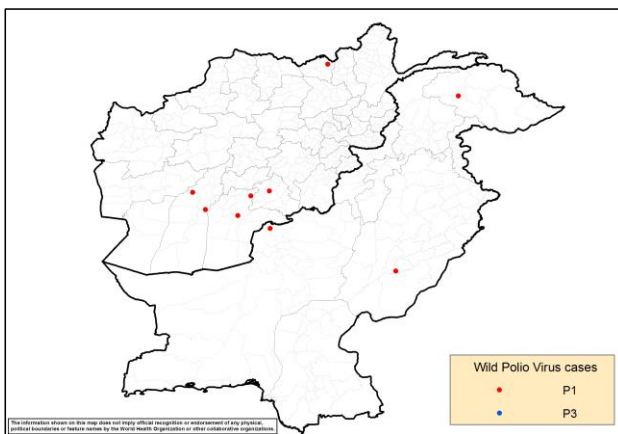


Figure 5: Wild Virus Cases by Type & District in Afghanistan & Pakistan

5a: 01/01/2016 - 31/12/2016



5b: 01/01/2017 - 13/08/2017





ONSETYR	PROVINCE	DISTRICT	Count	First case	Last case
2016	PAKTIKA	BERMEL	7	02-08-16	16-12-16
	KUNAR	SHIGAL WA SHEL TAN	4	01-02-16	29-05-16
	KAN DAHAR	SHAHWALIKOT	1	04-04-16	04-04-16
	HILMAND	NAWZAD	1	23-01-16	23-01-16
2016 Total			13	23-01-16	16-12-16
2017	ZABUL	ARGHANDAB (Z)	1	10-07-17	10-07-17
	KAN DAHAR	SHAHWALIKOT	1	19-06-17	19-06-17
		KAN DAHAR	1	13-01-17	13-01-17
	HILMAND	NAWZAD	1	16-04-17	16-04-17
		NAHR-E-SARAJ	1	21-01-17	21-01-17
KUNDUZ	DASHT-E-ARCHI	1	21-02-17	21-02-17	
2017 Total			6	13-01-17	10-07-17

ONSETYR	PROVINCE	DISTRICT	Count	First case	Last case
2016	BALOCHISTAN	KABDULAH	1	22-12-16	22-12-16
		QUETTA	1	01-02-16	01-02-16
	SINDH	SUJAWAL	2	03-09-16	03-11-16
		BADIN	2	10-10-16	16-10-16
		SHIKARPUR	2	05-03-16	12-04-16
		JACOBABAD	1	10-02-16	10-02-16
		KHIGADAP	1	17-01-16	17-01-16
	KHYBER PAKHTOON	KOHISTAN	1	03-09-16	03-09-16
		DIKHAN	1	06-06-16	06-06-16
		BANNU	3	22-03-16	26-04-16
		PESHAWAR	1	12-02-16	12-02-16
		HANGU	1	09-02-16	09-02-16
		NOWSHERA	1	22-01-16	22-01-16
FATA	WAZIR-S	2	18-06-16	27-07-16	
2016 Total			20	17-01-16	22-12-16
2017	BALOCHISTAN	KABDULAH	1	11-06-17	11-06-17
	GILGIT BALTISTAN	DIAMIR	1	13-02-17	13-02-17
	PUNJAB	LODHAN	1	28-01-17	28-01-17
2017 Total			3	28-01-17	11-06-17

Table 11: Circulating VDPV cases and date of onset of paralysis in EMR countries by districts 2016 - 2017

Year	COUNTRY	PROVINCE	DISTRICT	cVDPV2		
				Count	First Case	Last Case
2016	PAK	BALOCHISTAN	QUETTA	1	17-12-16	17-12-16
	PAK Total			1	17-12-16	17-12-16
2016 Total				1	17-12-16	17-12-16
2017	SYR	DEIR_AL_ZOUR	MAYADEEN	29	03-03-17	16-06-17
		RAQUA	TALABYAD	1	25-04-17	25-04-17
SYR Total				30	03-03-17	16-06-17
2017 Total				30	03-03-17	16-06-17



Table 12: VDPV2 and Sabin Like 2 isolates, EMRO countries 2016 - 2017

		Poliovirus type 2 by month																					
Country	Source	2016										2017											
		May	Jun	Jul	Aug	Sep	Oct	Nov	Dec	Jan	Feb	Mar	Apr	May	Jun	Jul	Aug						
		V2	S2	V2	S2	V2	S2	V2	S2	V2	S2	V2	S2	V2	S2	V2	S2	V2	S2				
AFG	AFP							1	1														
	Contact	1																					
	Others*																						
BAH	AFP																						
	Contact																						
	Others*																						
DJI	AFP																						
	Contact																						
	Others*																						
EGY	AFP	1												1									
	Contact																						
	Others*																						
IRN	AFP	1									1												
	Contact																						
	Others*																						
IRQ	AFP									1					1								
	Contact																						
	Others*																						
JOR	AFP																						
	Contact																						
	Others*																						
KWT	AFP																						
	Contact																						
	Others*																						
LEB	AFP																						
	Contact																						
	Others*																						
LIB	AFP																						
	Contact																						
	Others*																						
MOR	AFP																						
	Contact																						
	Others*																						
OMA	AFP																						
	Contact																						
	Others*																						
PAK	AFP	3						1					1		5		1						
	Contact	1												1	1	2							
	ENV	9	1	3	1	1		1	1	2	1		3		5	9	11	1	10	4	6	3	
	Others*																		2				
PNA	AFP																						
	Contact																						
	Others*						1																
QAT	AFP																						
	Contact																						
	Others*																						
SAA	AFP																						
	Contact																						
	Others*																						
SUD	AFP																						
	Contact																						
	Others*																						
SOM	AFP			1	1						1												
	Contact																						
	Others*																						
SYR	AFP	1													2		4		15		6		
	Contact																	3		17		4	
	Others*																						
TUN	AFP																						
	Contact																						
	Others*																						
UAE	AFP																						
	Contact																						
	Others*																						
YEM	AFP	1	1**																				
	Contact	1	1**																				
	Others*																						
EMR	AFP	8	1	1				2	1	1	1	1		1	3								
	Contact	3	1																				
	ENV	17	1	3	1	1		1	1	1	2	1		3		6	9	11	1	10	4	6	3
	Others*	1			1		1													2			

VDPV2 SL2

*Other: Healthy children, PIDs

** VDPV2 isolated from index and contact at the same

