



AFP SURVEILLANCE

24-Jul-17

Week 29, ending 23 July 2017

Number 981

Table 1: Acute Flaccid Paralysis (AFP) cases by week of onset

Country	Reported AFP cases by week of onset - Week (29/17) / Ending on : 23/07/2017														
	Total AFP 2015	Total AFP 2016	Total AFP to date, 2017	W18 07 May 17	W19 14 May 17	W20 21 May 17	W21 28 May 17	W22 04 Jun 17	W23 11 Jun 17	W24 18 Jun 17	W25 25 Jun 17	W26 02 Jul 17	W27 09 Jul 17	W28 16 Jul 17	W29 23 Jul 17
Afghanistan	2738	2905	1675	72	65	78	48	51	61	44	42	68	63	54	5
Bahrain	19	14	12	0	0	0	0	1	0	0	0	2	0	0	0
Djibouti	3	3	4												
Egypt	1046	1092	706	26	31	32	26	34	34	20	8	27	21	18	
Iran	780	776	413	12	17	21	10	31	18	20	10	10	18	3	0
Iraq	520	605	354	11	9	15	16	17	15	10	6	12	13	3	0
Jordan ****	90	107	60	0	1	3	0	2	5	3	0	2	5	3	
Kuwait	32	50	29	1	2	0	0	0	1	0	0	0	0	0	0
Lebanon ****	113	111	50	3	2	2	2	2	1	1	0	2	0	2	
Libya	54	70	52	1	3	2	1	1	1	0	2	3	2	1	
Morocco	79	83	64	2	3	2	2	2	2	4	0	2	3		
Oman	39	39	16	1	1	2	2	0	1	0	1	0	0	0	
Pakistan	5814	7847	4887	183	226	229	179	179	157	133	117	115	110	30	1
Palestine ****	38	46	18	0	0	2	2	0	1	1	0	1	0	0	
Qatar	11	9	11	0	0	0	0	1	1	0	0	1	1	1	0
Saudi Arabia	254	273	122	8	3	4	5	2	1	0	2	2	0	0	0
Somalia	281	316	205	6	6	10	8	5	10	9	1	5	8	1	1
Sudan	436	509	284	16	11	8	11	7	13	10	9	7	19	6	0
Syria ****	235	303	176	11	9	5	10	4	10	5	4	9	8	2	0
Tunisia	64	90	31	1	1	1	2	2	2	2	0	0	0	0	
U.A.E	31	42	29	0	2	2	0	0	0	0	0	0	1	1	0
Yemen	537	715	361	15	14	8	12	5	6	11	6	9	12	1	
Total EMR	13214	16005	9559	369	406	426	336	346	340	273	208	277	284	126	7

☐ No data = No report received

Table 2: Confirmed polio cases by month of onset

Country	Total year 2015	Total year 2016	23/07		Confirmed polio cases by month of onset											
			2016	2017	August 2016	September 2016	October 2016	November 2016	December 2016	January 2017	February 2017	March 2017	April 2017	May 2017	June 2017	July 2017
Afghanistan	20	13	6	5	2	2	2	0	1	2	1	0	1	0	1	
Bahrain	0	0	0	0	0	0	0	0	0	0	0	0	0	0	0	
Djibouti	0	0	0	0	0	0	0	0	0	0	0	0	0	0	0	
Egypt	0	0	0	0	0	0	0	0	0	0	0	0	0	0	0	
Iran	0	0	0	0	0	0	0	0	0	0	0	0	0	0	0	
Iraq	0	0	0	0	0	0	0	0	0	0	0	0	0	0	0	
Jordan ****	0	0	0	0	0	0	0	0	0	0	0	0	0	0	0	
Kuwait	0	0	0	0	0	0	0	0	0	0	0	0	0	0	0	
Lebanon ****	0	0	0	0	0	0	0	0	0	0	0	0	0	0	0	
Libya	0	0	0	0	0	0	0	0	0	0	0	0	0	0	0	
Morocco	0	0	0	0	0	0	0	0	0	0	0	0	0	0	0	
Oman	0	0	0	0	0	0	0	0	0	0	0	0	0	0	0	
Pakistan	54	20	13	3	2	2	1	1	1	1	0	0	0	0	1	
Palestine ****	0	0	0	0	0	0	0	0	0	0	0	0	0	0	0	
Qatar	0	0	0	0	0	0	0	0	0	0	0	0	0	0	0	
Saudi Arabia	0	0	0	0	0	0	0	0	0	0	0	0	0	0	0	
Somalia	0	0	0	0	0	0	0	0	0	0	0	0	0	0	0	
Sudan	0	0	0	0	0	0	0	0	0	0	0	0	0	0	0	
Syria ****	0	0	0	0	0	0	0	0	0	0	0	0	0	0	0	
Tunisia	0	0	0	0	0	0	0	0	0	0	0	0	0	0	0	
U.A.E	0	0	0	0	0	0	0	0	0	0	0	0	0	0	0	
Yemen	0	0	0	0	0	0	0	0	0	0	0	0	0	0	0	
Total EMR	74	33	19	8	2	4	4	1	2	3	2	0	1	0	2	0

**** UNRWA cases are included with those of country of residence



Table 3: Investigation of AFP cases with paralysis onset in 2016 & 2017 up to Week (29/17) / Ending on : 23/07/2017

COUNTRY	2016												2017												Latest line List Date				
	AFP										Specimen		Wild cases ****		AFP											Specimen		Wild cases ****	
	Total AFP cases onset 2016	Case classification					Non polio AFP rate **	AFP cases pending classification > 90 days from onset of paralysis	AFP cases pending classification and lab > 90 days from onset of paralysis	% with *** adequate specimens	Wild P1 Poliovirus	Wild P3 Poliovirus	Total AFP cases onset 2017	Case classification					Annualized Non polio AFP rate **	AFP cases pending classification > 90 days from onset of paralysis	AFP cases pending classification and lab > 90 days from onset of paralysis	% with *** adequate specimens	Wild P1 Poliovirus	Wild P3 Poliovirus					
		Total Confirmed Polio Cases *	Polio Compatible	Pending Classification	Discarded (non polio AFP)	VDPV								Total Confirmed Polio Cases *	Polio Compatible	Pending Classification	Discarded (non polio AFP)	VDPV											
Afghanistan	2905	13	0	0	2891	1	14.4	0	0	92.2	13	0	1675	5	0	205	1465	0	14.5	7	0	93.5	5	0	23-07-2017				
Bahrain	14	0	0	0	14	0	4.9	0	0	100.0	0	0	12	0	0	3	9	0	7.4	0	0	100.0	0	0	23-07-2017				
Djibouti	3	0	0	0	3	0	1.0	0	0	33.3	0	0	4	0	0	4	0	0	2.4	4	4	100.0	0	0	10-04-2017				
Egypt	1092	0	0	0	1092	0	2.9	0	0	94.1	0	0	706	0	0	90	615	1	3.4	0	0	90.4	0	0	20-07-2017				
Iran	776	0	0	0	775	1	4.2	0	0	95.5	0	0	413	0	0	20	393	0	3.9	0	0	97.3	0	0	23-07-2017				
Iraq	605	0	0	1	603	1	4.2	1	0	80.7	0	0	354	0	0	43	311	0	4.2	7	0	88.7	0	0	23-07-2017				
Jordan	107	0	0	0	107	0	3.8	0	0	100.0	0	0	60	0	0	29	31	0	3.7	4	0	98.3	0	0	20-07-2017				
Kuwait	50	0	0	0	50	0	5.7	0	0	90.0	0	0	29	0	0	3	26	0	5.9	1	0	82.8	0	0	23-07-2017				
Lebanon	111	0	0	3	108	0	5.8	3	0	82.9	0	0	50	0	0	10	40	0	4.7	2	0	74.0	0	0	22-07-2017				
Libya	70	0	0	0	70	0	3.4	0	0	97.1	0	0	52	0	0	11	41	0	4.5	2	2	94.2	0	0	22-07-2017				
Morocco	83	0	0	0	83	0	0.8	0	0	61.4	0	0	64	0	0	23	41	0	1.1	9	1	65.6	0	0	14-07-2017				
Oman	39	0	0	0	39	0	4.5	0	0	89.7	0	0	16	0	0	2	14	0	3.1	0	0	87.5	0	0	16-07-2017				
Pakistan	7847	20	5	3	7817	2	10.0	3	2	87.4	20	0	4887	3	0	398	4486	0	11.2	68	4	89.2	3	0	23-07-2017				
Palestine	46	0	0	0	46	0	2.4	0	0	97.8	0	0	18	0	0	7	11	0	1.7	0	0	100.0	0	0	16-07-2017				
Qatar	9	0	0	0	9	0	3.0	0	0	100.0	0	0	11	0	0	5	6	0	6.6	0	0	90.9	0	0	23-07-2017				
Saudi Arabia	273	0	0	0	273	0	2.8	0	0	98.2	0	0	122	0	0	47	75	0	2.3	13	13	96.7	0	0	23-07-2017				
Somalia	316	0	0	0	315	1	5.5	0	0	99.1	0	0	205	0	0	24	181	0	6.3	0	0	98.0	0	0	22-07-2017				
Sudan	509	0	0	0	509	0	2.8	0	0	97.6	0	0	284	0	0	25	259	0	2.8	0	0	97.9	0	0	23-07-2017				
Syria	303	0	0	0	303	0	3.9	0	0	87.8	0	0	176	0	0	36	113	27	4.0	4	0	86.4	0	0	23-07-2017				
Tunisia	90	0	0	0	89	1	3.4	0	0	77.8	0	0	31	0	0	1	30	0	2.0	0	0	77.4	0	0	21-07-2017				
U.A.E	42	0	0	0	42	0	4.2	0	0	100.0	0	0	29	0	0	3	26	0	5.1	0	0	93.1	0	0	23-07-2017				
Yemen	715	0	0	0	714	1	5.4	0	0	90.9	0	0	361	0	0	76	285	0	4.7	7	0	92.0	0	0	22-07-2017				
EMR	16005	33	5	7	15952	8	6.4	7	2	89.8	33	0	9559	8	0	1065	8458	28	6.8	128	24	90.8	8	0					
2015	13214	74	15	1	13117	8	5.2	0	0	90.2	74	0																	

* Confirmed polio cases refer to wild isolation from AFP cases or from contacts of negative index AFP cases

** Non-polio AFP per 100,000 children <15 years

*** Adequate here refers to two stool specimens collected at least 24 hours apart, within 14 days of paralysis onset

**** AFP cases co infected with P1 and P3 are counted separately as wild isolates



World Health Organization – Regional Office for Eastern Mediterranean
AFP SURVEILLANCE
Week 29, ending 23 July 2017

10-Jul-17
Number 979

Table 4 (a): Lab results of contacts' samples in EMR, 2016 - 2017

COUNTRY	2016						2017					
	# OF CONTACTS	LAB RESULTS					# OF CONTACTS	LAB RESULTS				
		WILD	VDPV	SL	NPEV	PENDING		WILD	VDPV	SL	NPEV	PENDING
AFG	1453	8		127	343		764	1		59	154	55
BAH							2					
DJI	9				9							
EGY	362			13	49	14	218		4		24	24
IRN	170			3	6		70		2			
IRQ	658			28	102	6	267		10		41	13
JOR												
KUW	78						8					2
LEB	210			11	2	20	28		2		3	11
LIB							4					1
MOR	82			1	7	7	27				3	
OMA	102			1	7	2	59		1		7	15
PAK	2503	5		181	525		1945		118		347	114
PAL												
QAT												
SAA												
SOM	930		1	50	110		619			26	67	75
SUD	228				18	19	125		5		3	35
SYR	679			9	17		319		24	1	2	21
TUN	20				1	1	12					
UAE							2					1
YEM	1723		2	37	277	5	980			39	87	310
EMR	9207	13	3	461	1473	74	5449	1	24	267	738	677

Table 4 (B): Most recent wild contacts in EMRO, 2016 - 2017

Year	Country	Data	
		Count of wild contacts	Date of Most Recent stool collection
2016	Pakistan	5	25-11-16
	Afghanistan	8	07-10-16
2016 Total		13	25-11-16
2017	Afghanistan	1	21-05-17
2017 Total		1	21-05-17

Table 4 (C): Number and distribution by district of -ve index AFP cases identified as wild positive by contact in EMR, 2016-2017

YEAR	COUNTRY	PROVINCE	DISTRICT	COUNT	First case	Last case
2016	AFG	KUNAR	SHIGAL WA SHELTAN	1	26-02-16	26-02-16
		HILMAND	NAWZAD	1	23-01-16	23-01-16
		PAKTIKA	BERMEL	1	01-09-16	01-09-16
	AFG Total			3	23-01-16	01-09-16
	PAK	KHYBER PAKHTOON	KOHISTAN	1	03-09-16	03-09-16
		SINDH	BADIN	1	10-10-16	10-10-16
PAK Total			2	03-09-16	10-10-16	
2017	AFG	HILMAND	NAWZAD	1	16-04-17	16-04-17
AFG Total			1	16-04-17	16-04-17	



Table 5: Laboratory investigation of AFP cases with paralysis onset in 2017 up to Week (29/17) / Ending on : (23/07/2017)

Country	Polio laboratories Sequencing performed by EGY, PAK, TUN, CDC and RIVM laboratories	AFP cases with specimens	Preliminary virus isolation results of AFP cases						Poliovirus intratypic differentiation results #										Indicators				Latest report Date			
			Referred for ITD		NPEV only	Negative	Pending		Type 1			Type 2			Type 3			Discordant pending sequence	NPEV by PCR	Non-EV	Pending ITD	% specimens positive for NPEV*		% AFP cases with culture results within 14 days	% AFP cases with ITD results within 7 days	% AFP cases with ITD results within 45 days of onset**
			L20B+	L20B+/NPEV			received < / = 14 days	received > 14 days ago	Wild	Sabin	VDPV	Wild	Sabin	VDPV	Wild	Sabin	VDPV									
Afghanistan	RRL Pakistan	1618	141	25	255	1078	119		4	111								1			17%	99%	99%	98%	20/07/2017	
Bahrain	PNL Oman	10				10															0%	100%		100%	24/07/2017	
Djibouti	NPL Kenya	4					4																		10/04/2017	
Egypt***	RRL Egypt	637	14	1	75	467	80			10			1		4			2	1		10%	100%	100%	99%	20/07/2017	
Iran	NPL Iran	403	4		4	387	7	1		3					3						1%	99%	100%	100%	22/07/2017	
Iraq	RRL Egypt	357	17		49	268	20	3		10					13						14%	100%	100%	100%	19/07/2017	
Jordan	RRL EGYPT	60	1		5	51	3								2						10%	100%	100%	67%	20/07/2017	
Kuwait	RRL Kuwait	34			2	32															3%	94%		97%	13/07/2017	
Lebanon	NPL Jordan	48	1		4	40	3														12%	100%		100%	20/07/2017	
Libya	RRL Tunisia	50			3	41	6														5%	100%		91%	21/07/2017	
Morocco	NPL Morocco	53			3	44	5	1													7%	94%		96%	21/07/2017	
Oman	NPL Oman	17			6	10	1														29%	100%		100%	24/07/2017	
Pakistan	RRL Pakistan	5037	259	15	869	3593	296	4	3	145			7		188			2			15%	99%	99%	97%	22/07/2017	
Palestine & UNRWA		18			8	8		2													50%	33%		100%	16/07/2017	
Qatar	NPL Oman	11				9	2														0%	100%		100%	24/07/2017	
Saudi Arabia	NPL Oman	121			16	80		25													12%	98%		100%	15/06/2017	
Somalia	NPL Kenya	205	16	3	21	141	9	15		12					16					1	13%	26%		99%	22/07/2017	
Sudan	RRL Egypt	286	7		37	216	26			4					3			1			13%	100%	100%	100%	23/07/2017	
Syria	RRL Egypt	176	24		5	121	25	1		2			24		4			9			2%	99%	100%	83%	23/07/2017	
Tunisia	RRL Tunisia	37			4	31	2														6%	100%		97%	21/07/2017	
U.A.E	NPL Oman	25	2		3	20				2					2						12%	100%	100%	36%	24/07/2017	
Yemen	RRL Egypt	204	20	3	28	153				11					18			2			12%	100%	100%	37%	20/07/2017	
Total EMR 2017		9411	506	47	1397	6800	524	136	7	310			7	25	376		9	8	1	1	14%	97%	99%	96%		
Total EMR 2016		15748	823	93	2781	12036		12	28	482			86	6	565	1	2	23	3	4	15%	95%	98%	94%		

* Specimens from all sources including non-AFP cases, excluding environmental samples

** This indicator reflects surveillance and laboratory activities



Table 6: Environmental isolate by year and type

Country	Status	2010	2011	2012	2013	2014	2015	2016	2017
AFG	NEGATIVE				9	78	129	183	141
	PENDING								11
	WILD					17	20	2	7
AFG Total					9	95	149	185	149
EGY	NEGATIVE	183	178	196	304	410	412	528	245
	PENDING								47
	WILD			2					
	VDPV1			1		1			
	VDPV2			7	3	2	3	1	
EGY Total		183	178	206	307	413	415	529	292
JOR	NEGATIVE							2	19
	PENDING								1
JOR Total								2	20
LEB	NEGATIVE							4	12
	PENDING								
LEB Total								4	12
PAK	NEGATIVE	77	68	151	257	237	347	462	267
	PENDING								32
	WILD	79	136	88	63	125	79	59	55
	WILD & VDPV2				2	6	5	3	
	VDPV2					4	8	5	4
PAK Total		156	204	239	322	372	439	529	358
EMR	NEGATIVE	260	246	347	570	725	888	1179	684
	PENDING								91
	WILD	79	136	90	63	142	99	61	62
	WILD & VDPV2				2	6	5	3	
	VDPV1			1		1			
VDPV2			7	3	6	11	6	4	
EMR Total		339	382	445	638	880	1003	1249	831

Table 7: Environmental Wild/VDPV isolate by site

Year	Country	Status	Province	District	Count	First date	Last date	
2016	AFG	WILD1	HILMAND	NAHR-E-SARAJ	1	23-Dec	23-Dec	
			NANGARHAR	JALALABAD	1	26-Dec	26-Dec	
AFG Total					2	23-Dec	26-Dec	
2016	EGY	VDPV2	SOUTH SINIA	EL TUR	1	15-Mar	15-Mar	
EGY Total					1	15-Mar	15-Mar	
2016	PAK	WILD1	BALOCHISTAN	KABDULLAH	6	15-Jan	2-Dec	
				PISHIN	4	2-Aug	16-Sep	
				QUETTA	11	12-Feb	20-Nov	
			KHYBER PAKHTUNKHWA	DIKHAN	1	16-Jul	16-Jul	
				PESHAWAR	10	11-Jan	10-Dec	
				DERA GHAZI KHAN	1	12-May	12-May	
			PUNJAB	FAISALABAD	2	3-Feb	2-Jul	
				LAHORE	3	5-Aug	18-Oct	
				MULTAN	2	8-Nov	8-Dec	
				RAWALPINDI	4	14-Apr	10-Dec	
			SINDH	HYDERABAD	1	5-Jan	5-Jan	
				JACOBABAD	3	4-Feb	16-Aug	
				KHIBALDIA	1	14-Jul	14-Jul	
				KHIGADAP	4	27-Jan	9-Mar	
				KHIGQBAL	2	18-Jan	15-Mar	
				KHILANDHI	1	14-Dec	14-Dec	
			SUKKUR	3	12-Jan	19-Mar		
WILD1+VDPV2	BALOCHISTAN	QUETTA	3	20-Oct	12-Dec			
VDPV2	BALOCHISTAN	QUETTA	4	20-Jun	28-Dec			
VDPV2	SINDH	HYDERABAD	1	11-Jul	11-Jul			
PAK Total					67	5-Jan	28-Dec	
2016 Total					70	5-Jan	28-Dec	
2017	AFG	WILD1	HILMAND	LASHKARGAH	1	26-Apr	26-Apr	
			KANDAHAR	KANDAHAR	3	26-Jan	7-Jun	
			NANGARHAR	JALALABAD	3	24-Jan	21-Jun	
AFG Total					7	24-Jan	21-Jun	
2017	PAK	WILD1	BALOCHISTAN	KABDULLAH	9	1-Jan	1-Jul	
				PISHIN	4	2-Jan	3-Apr	
				QUETTA	8	1-Jan	12-May	
			ISLAMABAD	CDA	5	10-Feb	10-Jul	
				KHYBER PAKHTUNKHWA	PESHAWAR	5	10-Jan	10-Jun
				PUNJAB	MULTAN	1	9-Jan	9-Jan
			SINDH	RAWALPINDI	6	10-Jan	10-Jul	
				KHIGADAP	10	9-Jan	11-Jul	
				KHIGQBAL	3	3-Feb	8-Apr	
				KHILANDHI	3	16-Mar	16-May	
			SUKKUR	1	11-Apr	11-Apr		
VDPV2	BALOCHISTAN	PISHIN	1	2-May	2-May			
QUETTA	3	3-Apr	29-May					
PAK Total					59	1-Jan	11-Jul	
2017 Total					66	1-Jan	11-Jul	



Figure 1: Non Polio AFP Rate and Wild Virus in EMR 01/01/2017 - 23/07/2017

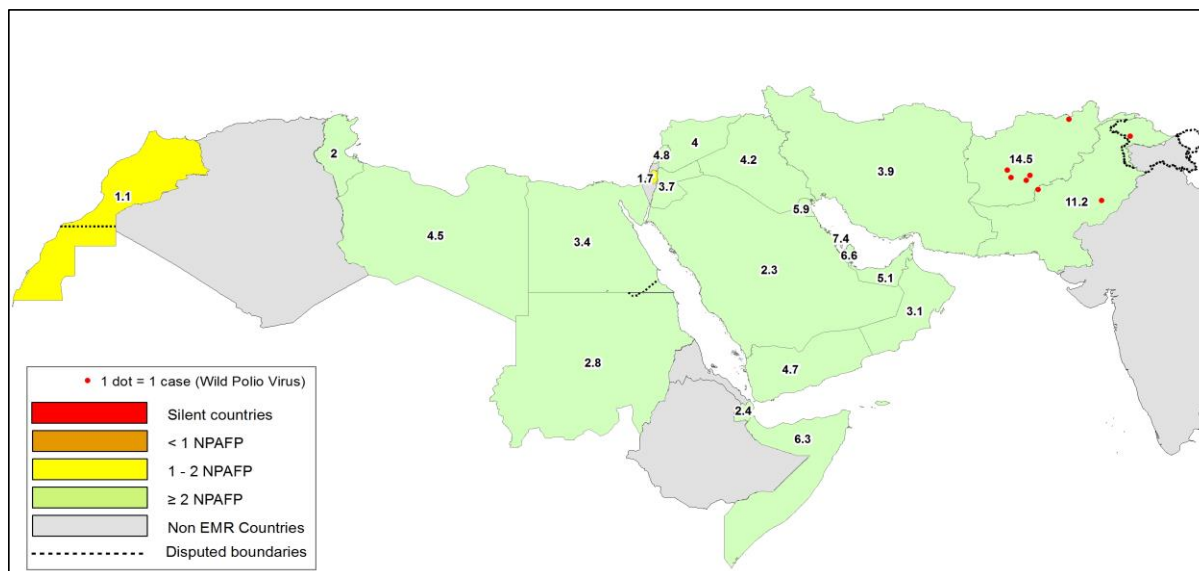


Figure 2: Percent of AFP cases with Adequate Samples & Compatible Cases in EMR 01/01/2017 - 23/07/2017

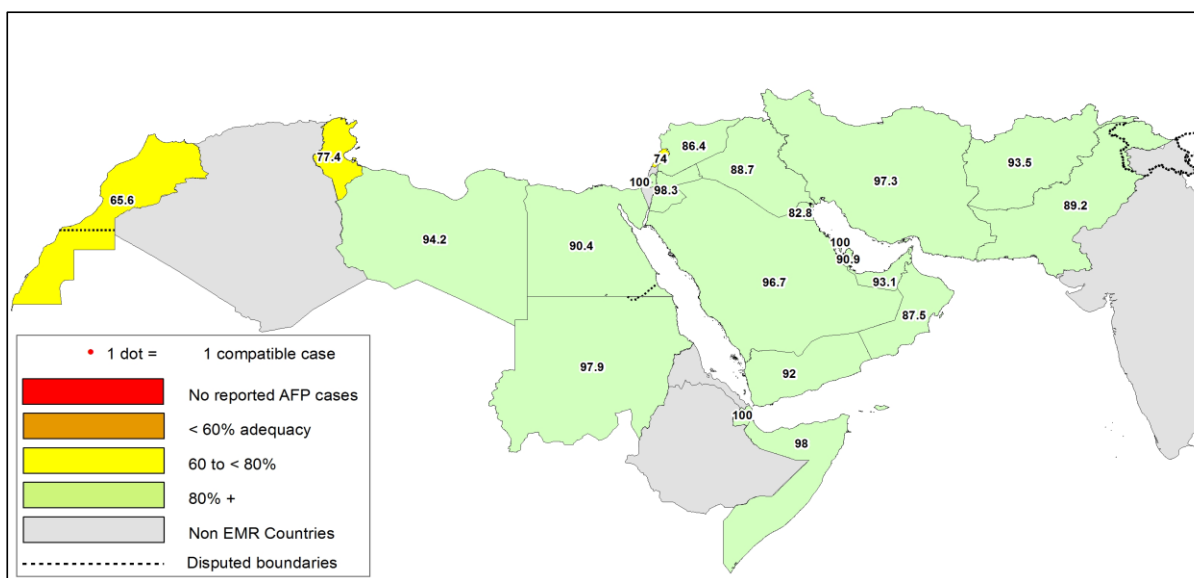


Table 8: Wild polio cases by country and date of onset of paralysis in EMR, 2016 - 2017

Year	COUNTRY	Count	First Case	Last Case
2016	AFG	13	23-01-16	16-12-16
	PAK	20	17-01-16	22-12-16
2016 Total		33	17-01-16	22-12-16
2017	AFG	5	13-01-17	19-06-17
	PAK	3	28-01-17	11-06-17
2017 Total		8	13-01-17	19-06-17

Last reported wild Polio P3 from Pakistan with date of onset 18/04/2012



Figure 3: Non Polio AFP rate by Province in Afghanistan & by District in Pakistan 01/01/2017 - 23/07/2017

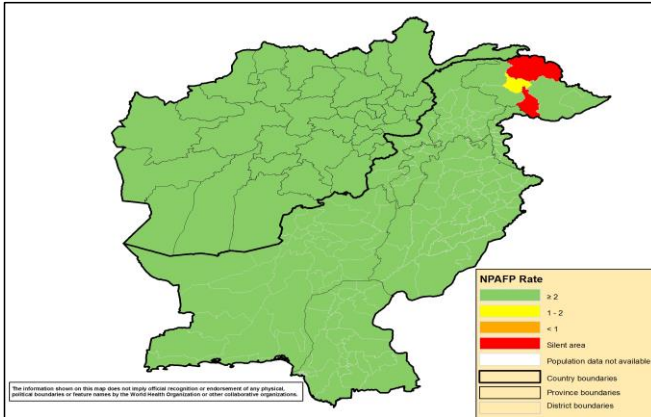


Figure 4: Percent of AFP cases with Adequate Samples in Afghanistan by Province & Pakistan by District 01/01/2017 - 23/07/2017

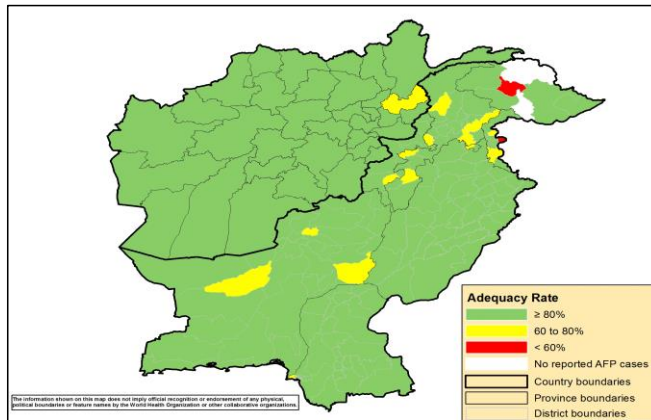
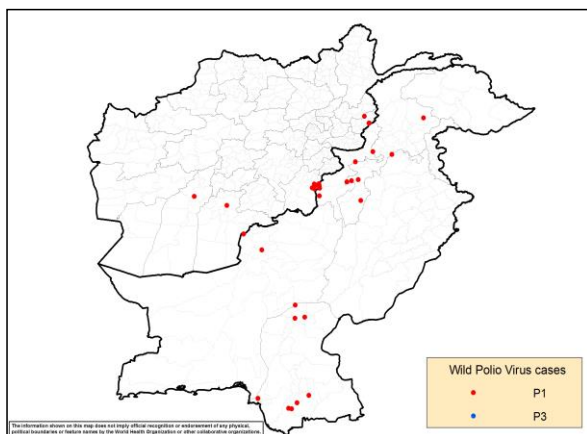


Figure 5: Wild Virus Cases by Type & District in Afghanistan & Pakistan

5a: 01/01/2016 - 31/12/2016



5b: 01/01/2017 - 23/07/2017

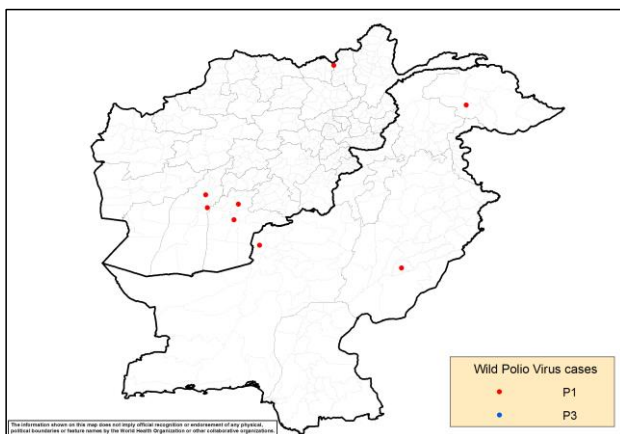




Table 9: Wild Polio cases by district and date of onset of paralysis, Afghanistan 2016-2017

ONSETYR	PROVINCE	DISTRICT	Count	First case	Last case
2016	PAKTIKA	BERMEL	7	02-08-16	16-12-16
	KUNAR	SHIGAL WA SHELTAN	4	01-02-16	29-05-16
	KANDAHAR	SHAHWALIKOT	1	04-04-16	04-04-16
	HILMAND	NAWZAD	1	23-01-16	23-01-16
2016 Total			13	23-01-16	16-12-16
2017	KANDAHAR	SHAHWALIKOT	1	19-06-17	19-06-17
		KANDAHAR	1	13-01-17	13-01-17
	HILMAND	NAWZAD	1	16-04-17	16-04-17
		NAHR-E-SARAJ	1	21-01-17	21-01-17
2017 Total			5	13-01-17	19-06-17

Table 10: Wild Polio cases by district and date of onset of paralysis, Pakistan 2016-2017

ONSETYR	PROVINCE	DISTRICT	Count	First case	Last case
2016	BALOCHISTAN	KABDULAH	1	22-12-16	22-12-16
		QUETTA	1	01-02-16	01-02-16
	SINDH	SUJAWAL	2	03-09-16	03-11-16
		BADIN	2	10-10-16	16-10-16
		SHIKARPUR	2	05-03-16	12-04-16
		JACOBABAD	1	10-02-16	10-02-16
		KHIGADAP	1	17-01-16	17-01-16
		KHYBER PAKHTOON	KOHISTAN	1	03-09-16
		DIKHAN	1	06-06-16	06-06-16
		BANNU	3	22-03-16	26-04-16
		PESHAWAR	1	12-02-16	12-02-16
		HANGU	1	09-02-16	09-02-16
		NOWSHERA	1	22-01-16	22-01-16
		FATA	WAZIR-S	2	18-06-16
2016 Total			20	17-01-16	22-12-16
2017	BALOCHISTAN	KABDULAH	1	11-06-17	11-06-17
	GILGIT BALTISTAN	DIAMIR	1	13-02-17	13-02-17
	PUNJAB	LODHRAN	1	28-01-17	28-01-17
2017 Total			3	28-01-17	11-06-17

Table 11: Circulating VDPV cases and date of onset of paralysis in EMR countries by districts 2016 - 2017

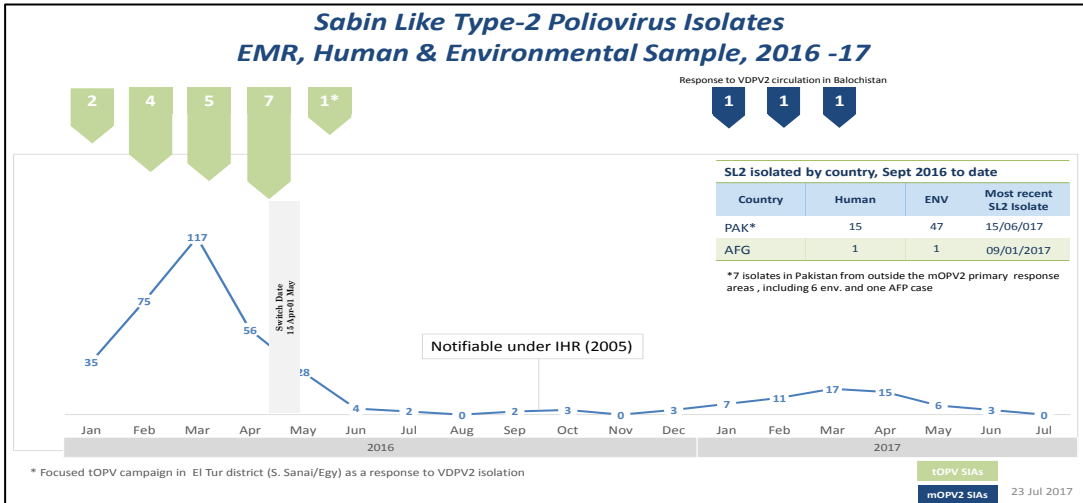
Year	COUNTRY	PROVINCE	DISTRICT	cVDPV2		
				Count	First Case	Last Case
2016	PAK	BALOCHISTAN	QUETTA	1	17-12-16	17-12-16
	PAK Total			1	17-12-16	17-12-16
2016 Total				1	17-12-16	17-12-16
2017	SYR	DEIR_AL_ZOUR	MAYADEEN	26	03-03-17	06-06-17
		RAQUA	TALABYAD	1	25-04-17	25-04-17
	SYR Total			27	03-03-17	06-06-17
2017 Total				27	03-03-17	06-06-17



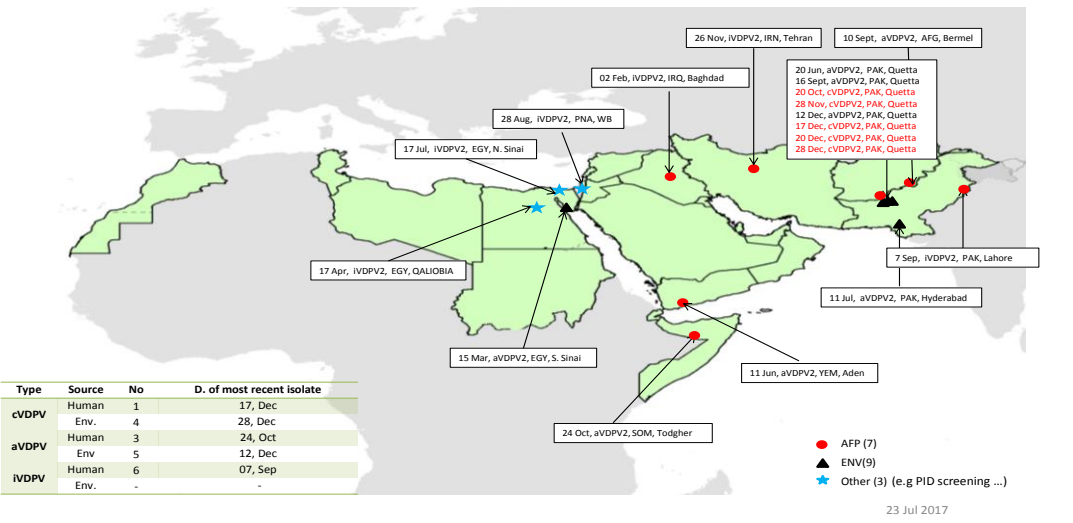
Table 12: VDPV2 and Sabin Like 2 isolates, EMRO countries 2016 - 2017

Country	Poliovirus type 2 by month																		
	Source	2016												2017					
		May	Jun	Jul	Aug	Sep	Oct	Nov	Dec	Jan	Feb	Mar	Apr	May	Jun	Jul			
	V2	S2	V2	S2	V2	S2	V2	S2	V2	S2	V2	S2	V2	S2	V2	S2	V2	S2	
AFG	AFP	1																	
	Contact	1																	
	ENV																		
	Others*																		
BAH	AFP																		
	Contact																		
	ENV																		
	Others*																		
DJI	AFP																		
	Contact																		
	ENV																		
	Others*																		
EGY	AFP	1																	
	Contact																		
	ENV	8																	
	Others*	1		1															
IRN	AFP	1																	
	Contact																		
	ENV																		
	Others*																		
IRQ	AFP																		
	Contact																		
	ENV																		
	Others*																		
JOR	AFP																		
	Contact																		
	ENV																		
	Others*																		
KWT	AFP																		
	Contact																		
	ENV																		
	Others*																		
LEB	AFP																		
	Contact																		
	ENV																		
	Others*																		
LIB	AFP																		
	Contact																		
	ENV																		
	Others*																		
MOR	AFP																		
	Contact																		
	ENV																		
	Others*																		
OMA	AFP																		
	Contact																		
	ENV																		
	Others*																		
PAK	AFP	3																	
	Contact	1																	
	ENV	9	1	3	1	1													
	Others*																		
PNA	AFP																		
	Contact																		
	ENV																		
	Others*																		
QAT	AFP																		
	Contact																		
	ENV																		
	Others*																		
SAA	AFP																		
	Contact																		
	ENV																		
	Others*																		
SUD	AFP																		
	Contact																		
	ENV																		
	Others*																		
SOM	AFP			1	1														
	Contact																		
	ENV																		
	Others*																		
SYR	AFP	1																	
	Contact																		
	ENV																		
	Others*																		
TUN	AFP																		
	Contact																		
	ENV																		
	Others*																		
UAE	AFP																		
	Contact																		
	ENV																		
	Others*																		
YEM	AFP	1	1**																
	Contact	1	1**																
	ENV																		
	Others*																		
EMR	AFP	8	1	1															
	Contact	3	1																
	ENV	17	1	3	1	1													
	Others*	1			1														

VDPV2 SL2
 *Other: Healthy children, PIDs
 ** VPDP2 isolated from index and contact at the same time



VDPV2 isolates, EMR countries, 2016



VDPV2 isolates, EMR countries, 2017

