



AFP SURVEILLANCE

10-Jul-17

Week 27, ending 09 July 2017

Number 979

Table 1: Acute Flaccid Paralysis (AFP) cases by week of onset

Country	Reported AFP cases by week of onset - Week (27/17) / Ending on : 09/07/2017														
	Total AFP 2015	Total AFP 2016	Total AFP to date, 2017	W16 23 Apr 17	W17 30 Apr 17	W18 07 May 17	W19 14 May 17	W20 21 May 17	W21 28 May 17	W22 04 Jun 17	W23 11 Jun 17	W24 18 Jun 17	W25 25 Jun 17	W26 02 Jul 17	W27 09 Jul 17
Afghanistan	2738	2905	1534	59	49	72	65	77	47	50	60	44	42	47	6
Bahrain	19	14	10	0	1	0	0	0	0	1	0	0	0	0	0
Djibouti	3	3	4												
Egypt	1046	1093	658	22	21	26	31	32	26	34	33	20	7	20	
Iran	780	776	375	20	15	12	17	21	10	29	18	17	6	2	
Iraq	520	605	313	10	10	11	9	15	15	17	15	4	0	0	
Jordan ****	90	107	52	3	2	0	1	3	0	2	5	3	0	2	
Kuwait	32	50	29	0	1	1	2	0	0	0	1	0	0	0	0
Lebanon ****	113	111	46	1	0	2	2	2	2	2	1	1	0	1	
Libya	54	70	45	1	0	1	3	2	1	1	1	0	1	0	
Morocco	79	83	53	5	2	2	3	2	2	1	1	1			
Oman	39	39	16	1	0	1	1	2	2	0	1	0	1	0	0
Pakistan	5814	7847	4519	198	167	181	220	225	173	169	142	110	67	13	0
Palestine ****	38	46	18	0	0	0	0	2	2	0	1	1	0	1	0
Qatar	11	9	9	0	0	0	0	0	0	1	1	0	0	1	0
Saudi Arabia	254	273	117	5	8	8	3	4	5	2	0	0	0	0	0
Somalia	281	316	192	6	10	6	6	10	8	5	10	8	1	1	2
Sudan	436	509	253	11	14	16	11	8	11	7	13	9	8	3	0
Syria ****	235	303	148	2	6	10	9	5	8	4	8	5	2	0	
Tunisia	64	90	28	1	3	1	1	1	1	2	1	1	0	0	
U.A.E	31	42	27	3	2	0	2	2	0	0	0	0	0	0	0
Yemen	537	715	345	9	11	15	14	8	12	5	6	10	5	7	1
Total EMR	13214	16006	8791	357	322	365	400	421	325	332	318	234	140	98	9

☐ No data = No report received

Table 2: Confirmed polio cases by month of onset

Country	Total year 2015	Total year 2016	09/07		Confirmed polio cases by month of onset											
			2016	2017	August 2016	September 2016	October 2016	November 2016	December 2016	January 2017	February 2017	March 2017	April 2017	May 2017	June 2017	July 2017
Afghanistan	20	13	6	4	2	2	2	0	1	2	1	0	1			
Bahrain	0	0	0	0	0	0	0	0	0	0	0	0		0	0	
Djibouti	0	0	0	0	0	0	0	0	0							
Egypt	0	0	0	0	0	0	0	0	0	0	0	0				
Iran	0	0	0	0	0	0	0	0	0	0	0	0		0		
Iraq	0	0	0	0	0	0	0	0	0	0	0	0				
Jordan ****	0	0	0	0	0	0	0	0	0	0	0	0				
Kuwait	0	0	0	0	0	0	0	0	0	0	0	0		0	0	
Lebanon ****	0	0	0	0	0	0	0	0	0	0	0	0				
Libya	0	0	0	0	0	0	0	0	0	0		0	0			
Morocco	0	0	0	0	0	0	0	0		0	0	0				
Oman	0	0	0	0	0	0	0	0	0	0	0	0				
Pakistan	54	20	13	3	2	2	1	1	1	1	0				1	
Palestine ****	0	0	0	0	0	0		0		0	0	0				
Qatar	0	0	0	0	0	0	0	0	0	0	0	0		0		
Saudi Arabia	0	0	0	0	0	0	0	0	0	0					0	
Somalia	0	0	0	0	0	0	0	0	0	0	0	0				
Sudan	0	0	0	0	0	0	0	0	0	0	0	0		0		
Syria ****	0	0	0	0	0	0	0	0	0	0	0	0		0		
Tunisia	0	0	0	0	0	0	0	0	0		0	0				
U.A.E	0	0	0	0	0	0	0	0	0	0	0	0			0	
Yemen	0	0	0	0	0	0	0	0	0	0	0	0				
Total EMR	74	33	19	7	2	4	4	1	2	3	2	0	1	0	1	0

**** UNRWA cases are included with those of country of residence



Table 3: Investigation of AFP cases with paralysis onset in 2016 & 2017 up to Week (27/17) / Ending on : 09/07/2017

COUNTRY	2016												2017												Latest line List Date
	AFP									Specimen	Wild cases ****		AFP									Specimen	Wild cases ****		
	Total AFP cases onset 2016	Case classification					Non polio AFP rate **	AFP cases pending classification > 90 days from onset of paralysis	AFP cases pending classification and lab > 90 days from onset of paralysis		% with *** adequate specimens	Wild P1 Poliovirus	Wild P3 Poliovirus	Total AFP cases onset 2017	Case classification					Annualized Non polio AFP rate **	AFP cases pending classification > 90 days from onset of paralysis		AFP cases pending classification and lab > 90 days from onset of paralysis	% with *** adequate specimens	
		Total Confirmed Polio Cases *	Polio Compatible	Pending Classification	Discarded (non polio AFP)	VDPV				Total Confirmed Polio Cases *					Polio Compatible	Pending Classification	Discarded (non polio AFP)	VDPV							
Afghanistan	2905	13	0	0	2891	1	14.4	0	0	92.2	13	0	1534	4	0	147	1383	0	14.3	5	0	93.5	4	0	09-07-2017
Bahrain	14	0	0	0	14	0	4.9	0	0	100.0	0	0	10	0	0	2	8	0	6.6	0	0	100.0	0	0	09-07-2017
Djibouti	3	0	0	0	3	0	1.0	0	0	33.3	0	0	4	0	0	4	0	0	2.6	4	4	100.0	0	0	10-04-2017
Egypt	1093	0	0	1	1092	0	2.9	1	0	94.1	0	0	658	0	0	116	541	1	3.4	1	0	91.8	0	0	07-07-2017
Iran	776	0	0	0	775	1	4.2	0	0	95.5	0	0	375	0	0	19	356	0	3.8	0	0	97.3	0	0	08-07-2017
Iraq	605	0	0	1	603	1	4.2	1	0	80.7	0	0	313	0	0	40	273	0	4.0	5	0	89.8	0	0	08-07-2017
Jordan	107	0	0	0	107	0	3.8	0	0	100.0	0	0	52	0	0	22	30	0	3.5	3	0	100.0	0	0	06-07-2017
Kuwait	50	0	0	0	50	0	5.7	0	0	90.0	0	0	29	0	0	3	26	0	6.4	0	0	82.8	0	0	09-07-2017
Lebanon	111	0	0	3	108	0	5.8	3	0	82.9	0	0	46	0	0	11	35	0	4.7	2	0	73.9	0	0	08-07-2017
Libya	70	0	0	0	70	0	3.4	0	0	97.1	0	0	45	0	0	8	37	0	4.2	2	2	93.3	0	0	08-07-2017
Morocco	83	0	0	0	83	0	0.8	0	0	61.4	0	0	53	0	0	18	35	0	1.0	6	0	71.7	0	0	16-06-2017
Oman	39	0	0	0	39	0	4.5	0	0	89.7	0	0	16	0	0	2	14	0	3.3	0	0	87.5	0	0	09-07-2017
Pakistan	7847	20	5	7	7813	2	10.0	7	2	87.4	20	0	4519	3	0	516	4000	0	11.1	141	3	89.6	3	0	09-07-2017
Palestine	46	0	0	0	46	0	2.4	0	0	97.8	0	0	18	0	0	7	11	0	1.8	0	0	100.0	0	0	09-07-2017
Qatar	9	0	0	0	9	0	3.0	0	0	100.0	0	0	9	0	0	3	6	0	5.8	0	0	88.9	0	0	09-07-2017
Saudi Arabia	273	0	0	0	273	0	2.8	0	0	98.2	0	0	117	0	0	47	70	0	2.3	7	7	99.1	0	0	09-07-2017
Somalia	316	0	0	0	315	1	5.5	0	0	99.1	0	0	192	0	0	20	172	0	6.4	0	0	97.9	0	0	09-07-2017
Sudan	509	0	0	0	509	0	2.8	0	0	97.6	0	0	253	0	0	16	237	0	2.7	0	0	98.8	0	0	09-07-2017
Syria	303	0	0	0	303	0	3.9	0	0	87.8	0	0	148	0	0	26	107	23#	3.7	4	0	84.5	0	0	08-07-2017
Tunisia	90	0	0	0	89	1	3.4	0	0	77.8	0	0	28	0	0	8	20	0	2.0	1	1	75.0	0	0	07-07-2017
U.A.E	42	0	0	0	42	0	4.2	0	0	100.0	0	0	27	0	0	2	25	0	5.1	0	0	92.6	0	0	09-07-2017
Yemen	715	0	0	0	714	1	5.4	0	0	90.9	0	0	345	0	0	106	239	0	4.8	4	0	92.2	0	0	08-07-2017
EMR	16006	33	5	12	15948	8	6.4	12	2	89.7	33	0	8791	7	0	1143	7625	24	6.8	185	17	91.2	7	0	
2015	13214	74	15	1	13117	8	5.2	0	0	90.2	74	0													

On retesting, previously reported VDPV2 from Raqa district has been confirmed as negative

* Confirmed polio cases refer to wild isolation from AFP cases or from contacts of negative index AFP cases
 ** Non-polio AFP per 100,000 children <15 years
 *** Adequate here refers to two stool specimens collected at least 24 hours apart, within 14 days of paralysis onset
 **** AFP cases co infected with P1 and P3 are counted separately as wild isolates



World Health Organization – Regional Office for Eastern Mediterranean
AFP SURVEILLANCE
Week 27, ending 09 July 2017

10-Jul-17
Number 979

Table 4 (a): Lab results of contacts' samples in EMR, 2016 - 2017

COUNTRY	2016						2017					
	# OF CONTACTS	LAB RESULTS					# OF CONTACTS	LAB RESULTS				
	WILD	VDPV	SL	NPEV	PENDING	WILD	VDPV	SL	NPEV	PENDING		
AFG	1453	8		127	343		686	1	59	145	8	
BAH							2					
DJI	9				9							
EGY	362			13	49	14	209		4	15	33	
IRN	170			3	6		58		2			
IRQ	658			28	102	6	238		10	33	16	
JOR												
KUW	78						8				2	
LEB	210			11	2	20	25		2	3	8	
LIB							4				1	
MOR	82			1	7	7	27			3		
OMA	102			1	7	2	59		1	7	15	
PAK	2503	5		181	525		1775		118	305	68	
PAL												
QAT												
SAA												
SOM	930		1	50	110		580		26	64	60	
SUD	228				18	19	101		4	2	41	
SYR	679			9	17		290		11	1	2	
TUN	20				1	1	9					
UAE							2				1	
YEM	1723		2	37	277	5	925		38	60	483	
EMR	9207	13	3	461	1473	74	4998	1	11	265	639	749

Table 4 (B): Most recent wild contacts in EMRO, 2016 - 2017

Year	Country	Data	
		Count of wild contacts	Date of Most Recent stool collection
2016	Pakistan	5	25-11-16
	Afghanistan	8	07-10-16
2016 Total		13	25-11-16
2017	Afghanistan	1	21-05-17
2017 Total		1	21-05-17

Table 4 (C): Number and distribution by district of -ve index AFP cases identified as wild positive by contact in EMR, 2016-2017

YEAR	COUNTRY	PROVINCE	DISTRICT	COUNT	First case	Last case
2016	AFG	KUNAR	SHIGAL WA SHELTAN	1	26-02-16	26-02-16
		HILMAND	NAWZAD	1	23-01-16	23-01-16
		PAKTIKA	BERMEL	1	01-09-16	01-09-16
	AFG Total			3	23-01-16	01-09-16
	PAK	KHYBER PAKHTOON	KOHISTAN	1	03-09-16	03-09-16
SINDH		BADIN	1	10-10-16	10-10-16	
PAK Total			2	03-09-16	10-10-16	
2017	AFG	HILMAND	NAWZAD	1	16-04-17	16-04-17
				1	16-04-17	16-04-17



Table 5: Laboratory investigation of AFP cases with paralysis onset in 2017 up to Week (27/17) / Ending on : (09/07/2017)

Country	Polio laboratories Sequencing performed by EGY, PAK, TUN, CDC and RIVM laboratories	AFP cases with specimens	Preliminary virus isolation results of AFP cases						Poliovirus intratypic differentiation results #										Indicators				Latest report Date			
			Referred for ITD		NPEV only	Negative	Pending		Type 1			Type 2			Type 3			Discordant pending sequence	NPEV by PCR	Non-EV	Pending ITD	% specimens positive for NPEV*		% AFP cases with culture results within 14 days	% AFP cases with ITD results within 7 days	% AFP cases with ITD results within 45 days of onset**
			L20B+	L20B+/NPEV			received < / = 14 days	received > 14 days ago	Wild	Sabin	VDPV	Wild	Sabin	VDPV	Wild	Sabin	VDPV									
Afghanistan	RRL Pakistan	1438	135	23	228	1020	31	1	3	107						116		1	1	16%	100%	99%	98%	09/07/2017		
Bahrain	PNL Oman	10				10														0%	100%		100%	03/07/2017		
Djibouti	NPL Kenya	4						4																10/04/2017		
Egypt***	RRL Egypt	637	14	1	74	467	17	64		10			1		4			2	1	10%	100%	100%	99%	09/07/2017		
Iran	NPL Iran	388	3		4	353	26	2		2					2					1%	99%	100%	100%	08/07/2017		
Iraq	RRL Egypt	333	17		46	239	12	19		10					13					14%	100%	100%	100%	06/07/2017		
Jordan	RRL EGYPT	52	1		5	44	2								2					10%	100%	100%	67%	05/07/2017		
Kuwait	RRL Kuwait	34			2	29	2	1												3%	94%		97%	29/06/2017		
Lebanon	NPL Jordan	45	1		4	38	2													13%	100%		100%	05/07/2017		
Libya	RRL Tunisia	44			2	41	1													3%	100%		91%	07/07/2017		
Morocco	NPL Morocco	48			3	43	2													8%	93%		96%	07/07/2017		
Oman	NPL Oman	16			5	10	1													28%	100%		100%	03/07/2017		
Pakistan	RRL Pakistan	4609	253	14	773	3369	190	8	3	141			7		183			2		15%	100%	99%	97%	09/07/2017		
Palestine & UNRWA		18			7	8	1	2												47%	29%		100%	09/07/2017		
Qatar	NPL Oman	8				8														0%	100%		100%	03/07/2017		
Saudi Arabia	NPL Oman	121			16	80		25												12%	98%		100%	15/06/2017		
Somalia	NPL Kenya	192	15	3	20	134	4	16		11					15				1	13%	26%		99%	09/07/2017		
Sudan	RRL Egypt	255	7		35	196	17			4					3			1		13%	100%	100%	100%	09/07/2017		
Syria	RRL Egypt	125	15		4	91		15		2			20#		4		9			2%	99%	100%	83%	08/07/2017		
Tunisia	RRL Tunisia	35			4	29	2													7%	100%		100%	07/07/2017		
U.A.E	NPL Oman	25	2		3	20				2					2					12%	100%	100%	36%	03/07/2017		
Yemen	RRL Egypt	204	20	3	28	153				11					18			2		12%	100%	100%	37%	09/07/2017		
Total EMR 2017		8641	483	44	1263	6382	310	157	6	300			7	21	362		9	8	1	2	13%	98%	99%	96%		
Total EMR 2016		15748	823	93	2781	12036		12	28	482			86	6	565	1	2	23	3	4	15%	95%	98%	94%		

* Specimens from all sources including non-AFP cases, excluding environmental samples

** This indicator reflects surveillance and laboratory activities

On retesting, previously reported VDPV2 from Raqua district has been confirmed as negative



Table 6: Environmental isolate by year and type

Country	Status	2010	2011	2012	2013	2014	2015	2016	2017
AFG	NEGATIVE				9	78	129	183	125
	PENDING								19
	WILD					17	20	2	6
AFG Total					9	95	149	185	149
EGY	NEGATIVE	183	178	196	304	410	412	528	218
	PENDING								53
	WILD			2					
	VDPV1			1		1			
	VDPV2			7	3	2	3	1	
EGY Total		183	178	206	307	413	415	529	271
JOR	NEGATIVE								2
	PENDING								4
JOR Total									2
LEB	NEGATIVE							4	10
	PENDING								2
LEB Total								4	12
PAK	NEGATIVE	77	68	151	257	237	347	462	242
	PENDING								35
	WILD	79	136	88	63	125	79	59	49
	WILD & VDPV2				2	6	5	3	
	VDPV2					4	8	5	4
PAK Total		156	204	239	322	372	439	529	330
EMR	NEGATIVE	260	246	347	570	725	888	1179	610
	PENDING								113
	WILD	79	136	90	63	142	99	61	55
	WILD & VDPV2				2	6	5	3	
	VDPV1			1		1			
VDPV2			7	3	6	11	6	4	
EMR Total		339	382	445	638	880	1003	1249	781

Table 7: Environmental Wild/VDPV isolate by site

Year	Country	Status	Province	District	Count	First date	Last date		
2016	AFG	WILD1	HILMAND	NAHR-E-SARAJ	1	23-Dec	23-Dec		
			NANGARHAR	JALALABAD	1	26-Dec	26-Dec		
AFG Total					2	23-Dec	26-Dec		
2016	EGY	VDPV2	SOUTH SINIA	EL TUR	1	15-Mar	15-Mar		
			EGY Total				1	15-Mar	15-Mar
2016	PAK	WILD1	BALOCHISTAN	KABDULLAH	6	15-Jan	2-Dec		
				PISHIN	4	2-Aug	16-Sep		
				QUETTA	11	12-Feb	20-Nov		
			KHYBER PAKHTUNKHWA	DIKHAN	1	16-Jul	16-Jul		
				PESHAWAR	10	11-Jan	10-Dec		
				DERA GHAZI KHAN	1	12-May	12-May		
			PUNJAB	FAISALABAD	2	3-Feb	2-Jul		
				LAHORE	3	5-Aug	18-Oct		
				MULTAN	2	8-Nov	8-Dec		
			SINDH	RAWALPINDI	4	14-Apr	10-Dec		
				HYDERABAD	1	5-Jan	5-Jan		
				JACOBABAD	3	4-Feb	16-Aug		
				KHIBALDIA	1	14-Jul	14-Jul		
				KHIGADAP	4	27-Jan	9-Mar		
				KHIGIQBAL	2	18-Jan	15-Mar		
			WILD1+VDPV2	KHILANDHI	1	14-Dec	14-Dec		
				SUKKUR	3	12-Jan	19-Mar		
				QUETTA	3	20-Oct	12-Dec		
				BALOCHISTAN	4	20-Jun	28-Dec		
VDPV2	BALOCHISTAN	4	20-Jun	28-Dec					
	SINDH	1	11-Jul	11-Jul					
PAK Total					67	5-Jan	28-Dec		
2016 Total					70	5-Jan	28-Dec		
2017	AFG	WILD1	HILMAND	LASHKARGAH	1	26-Apr	26-Apr		
			KANDAHAR	KANDAHAR	3	26-Jan	7-Jun		
			NANGARHAR	JALALABAD	2	24-Jan	25-Mar		
	AFG Total					6	24-Jan	7-Jun	
	2017	PAK	WILD1	BALOCHISTAN	KABDULLAH	8	1-Jan	1-May	
					PISHIN	4	2-Jan	3-Apr	
				ISLAMABAD	QUETTA	8	1-Jan	12-May	
					CDA	4	10-Feb	10-May	
				KHYBER PAKHTUNKHWA	PESHAWAR	5	10-Jan	10-Jun	
					PUNJAB	MULTAN	1	9-Jan	9-Jan
				SINDH	RAWALPINDI	5	10-Jan	10-Jun	
					KHIGADAP	7	9-Jan	5-Jun	
					KHIGIQBAL	3	3-Feb	8-Apr	
					KHILANDHI	3	16-Mar	16-May	
					SUKKUR	1	11-Apr	11-Apr	
					VDPV2	BALOCHISTAN	PISHIN	1	2-May
				QUETTA	3	3-Apr	29-May		
PAK Total					53	1-Jan	10-Jun		
2017 Total					59	1-Jan	10-Jun		



Figure 1: Non Polio AFP Rate and Wild Virus in EMR 01/01/2017 - 09/07/2017

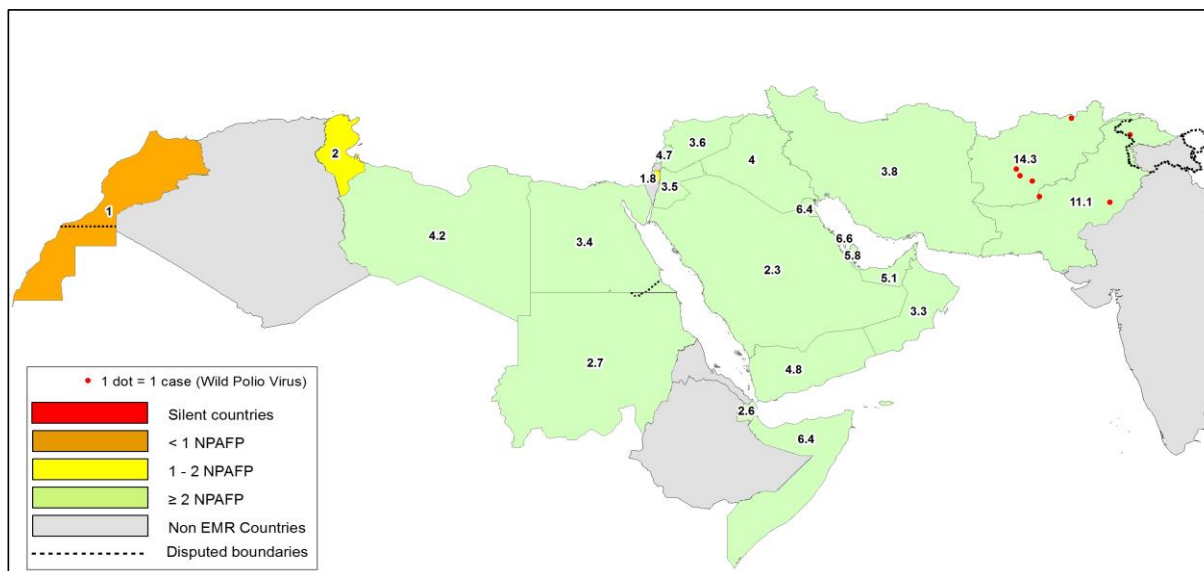


Figure 2: Percent of AFP cases with Adequate Samples & Compatible Cases in EMR 01/01/2017 - 09/07/2017

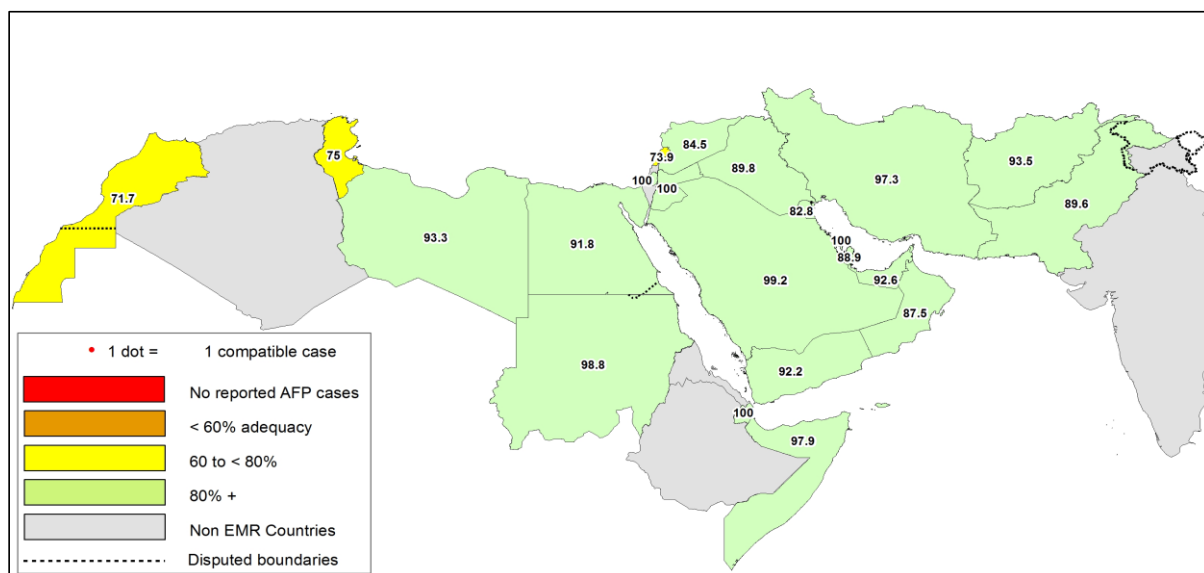


Table 8: Wild polio cases by country and date of onset of paralysis in EMR, 2016 - 2017

Year	COUNTRY	P1		
		Count	First Case	Last Case
2016	AFG	13	23-01-16	16-12-16
	PAK	20	17-01-16	22-12-16
2016 Total		33	17-01-16	22-12-16
2017	AFG	4	13-01-17	16-04-17
	PAK	3	28-01-17	11-06-17
2017 Total		7	13-01-17	11-06-17

Last reported wild Polio P3 from Pakistan with date of onset 18/04/2012



Figure 3: Non Polio AFP rate by Province in Afghanistan & by District in Pakistan 01/01/2017 - 09/07/2017

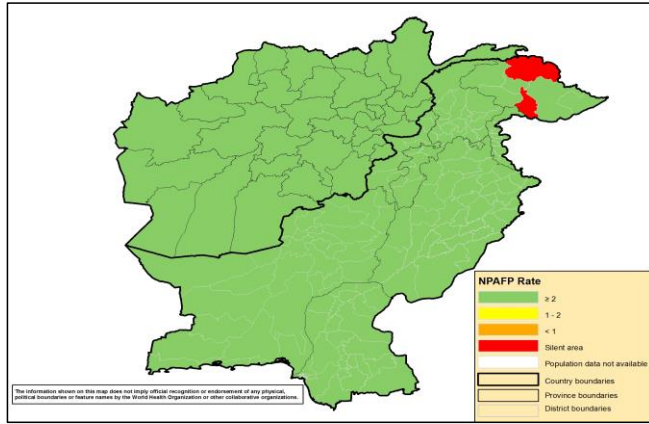


Figure 4: Percent of AFP cases with Adequate Samples in Afghanistan by Province & Pakistan by District 01/01/2017 - 09/07/2017

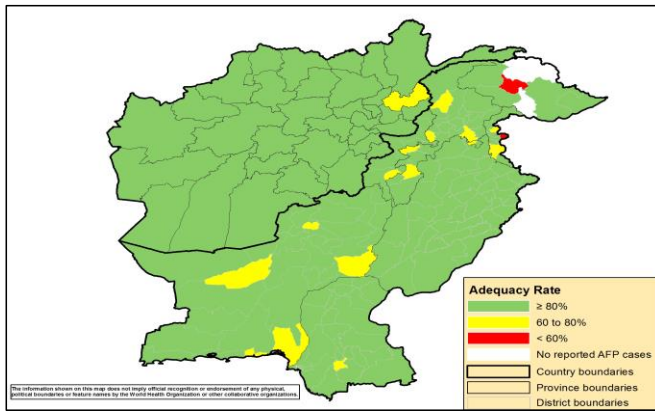
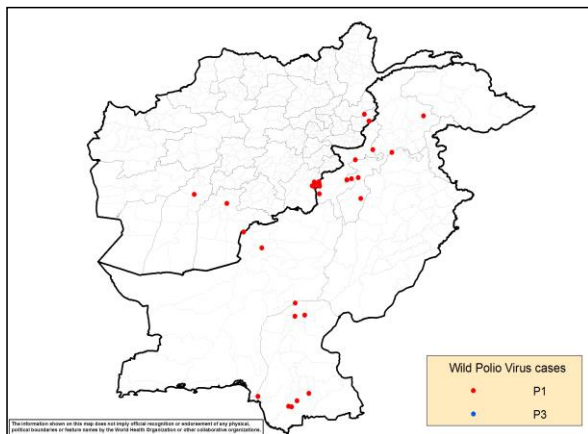
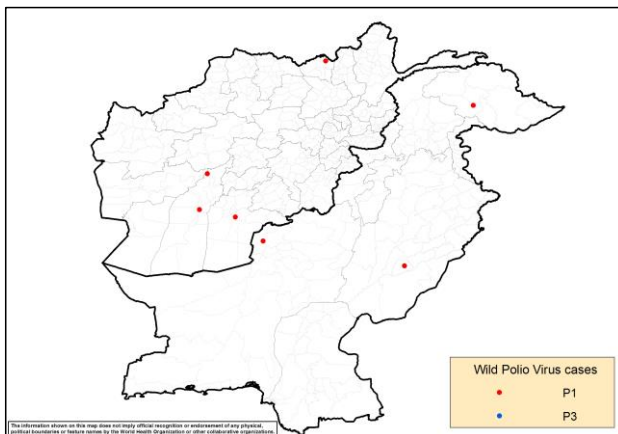


Figure 5: Wild Virus Cases by Type & District in Afghanistan & Pakistan

5a: 01/01/2016 - 31/12/2016



5b: 01/01/2017 - 09/07/2017





ONSETYR	PROVINCE	DISTRICT	Count	First case	Last case
2016	PAKTIKA	BERMEL	7	02-08-16	16-12-16
	KUNAR	SHIGAL WA SHEL TAN	4	01-02-16	29-05-16
	KANDAHAR	SHAHWALIKOT	1	04-04-16	04-04-16
	HILMAND	NAWZAD	1	23-01-16	23-01-16
2016 Total			13	23-01-16	16-12-16
2017	HILMAND	NAWZAD	1	16-04-17	16-04-17
		NAHR-E-SARAJ	1	21-01-17	21-01-17
	KUNDUZ	DASHT-E-ARCHI	1	21-02-17	21-02-17
	KANDAHAR	KANDAHAR	1	13-01-17	13-01-17
2017 Total			4	13-01-17	16-04-17

ONSETYR	PROVINCE	DISTRICT	Count	First case	Last case
2016	BALOCHISTAN	KABDULAH	1	22-12-16	22-12-16
		QUETTA	1	01-02-16	01-02-16
	SINDH	SUJAWAL	2	03-09-16	03-11-16
		BADIN	2	10-10-16	16-10-16
		SHIKARPUR	2	05-03-16	12-04-16
		JACOBABAD	1	10-02-16	10-02-16
		KHIGADAP	1	17-01-16	17-01-16
		KHYBER PAKHTOON	KOHISTAN	1	03-09-16
		DIKHAN	1	06-06-16	06-06-16
		BANNU	3	22-03-16	26-04-16
		PESHAWAR	1	12-02-16	12-02-16
		HANGU	1	09-02-16	09-02-16
		NOWSHERA	1	22-01-16	22-01-16
	FATA	WAZIR-S	2	18-06-16	27-07-16
2016 Total			20	17-01-16	22-12-16
2017	BALOCHISTAN	KABDULAH	1	11-06-17	11-06-17
	GILGIT BALTISTAN	DIAMIR	1	13-02-17	13-02-17
	PUNJAB	LODHRAN	1	28-01-17	28-01-17
2017 Total			3	28-01-17	11-06-17

Table 11: Circulating VDPV cases and date of onset of paralysis in EMR countries by districts 2016 - 2017

Year	COUNTRY	PROVINCE	DISTRICT	cVDPV2		
				Count	First Case	Last Case
2016	PAK	BALOCHISTAN	QUETTA	1	17-12-16	17-12-16
	PAK Total			1	17-12-16	17-12-16
2016 Total				1	17-12-16	17-12-16
2017	SYR	DEIR_AL_ZOUR	MAYADEEN	22	03-03-17	28-05-17
		RAQUA	TALABYAD	1	25-04-17	25-04-17
	SYR Total			23	03-03-17	28-05-17
2017 Total				23	03-03-17	28-05-17

On retesting, previously reported VDPV2 from Raqua district has been confirmed as negative



Table 12: VDPV2 and Sabin Like 2 isolates, EMRO countries 2016 - 2017

Country		Poliovirus type 2 by month																										
		2016												2017														
		May		Jun		Jul		Aug		Sep		Oct		Nov		Dec		Jan		Feb		Mar		Apr		May		Jun
Source	VDPV2	SL2	VDPV2	SL2	VDPV2	SL2	VDPV2	SL2	VDPV2	SL2	VDPV2	SL2	VDPV2	SL2	VDPV2	SL2	VDPV2	SL2	VDPV2	SL2	VDPV2	SL2	VDPV2	SL2	VDPV2	SL2	VDPV2	SL2
AFG	AFP		1							1	1																	
	Contact		1																									
	ENV																			1								
	Others*																											
BAH	AFP																											
	Contact																											
	Others*																											
	DJI	AFP																										
Contact																												
Others*																												
EGY		AFP		1																		1						
	Contact																											
	ENV		8																									
	Others*		1			1																						
IRN	AFP		1																									
	Contact																											
	Others*																											
	IRQ	AFP																										
Contact																												
Others*																												
JOR		AFP																										
	Contact																											
	ENV																											
	Others*																											
KWT	AFP																											
	Contact																											
	Others*																											
	LEB	AFP																										
Contact																												
ENV																												
Others*																												
LIB	AFP																											
	Contact																											
	Others*																											
	MOR	AFP																										
Contact																												
Others*																												
OMA		AFP																										
	Contact																											
	Others*																											
	PAK	AFP		3																								
Contact			1																									
ENV			9	1	3	1	1																					
Others*																												
PNA	AFP																											
	Contact																											
	Others*																											
	QAT	AFP																										
Contact																												
Others*																												
SAA		AFP																										
	Contact																											
	Others*																											
	SUD	AFP																										
Contact																												
Others*																												
SOM		AFP																										
	Contact																											
	Others*																											
	SYR	AFP		1																								
Contact																												
Others*																												
TUN		AFP																										
	Contact																											
	Others*																											
	UAE	AFP																										
Contact																												
Others*																												
YEM		AFP		1																								
	Contact		1																									
	Others*																											
	EMR	AFP		8	1	1																						
Contact			3	1																								
ENV			17	1	3	1	1																					
Others*			1																									

VDPV2

*Other: Healthy children, PIDs

** VPDP2 isolated from index and contact at the same time

