



AFP SURVEILLANCE

Week 26, ending 02 July 2017

3-Jul-17

Number 978

Table 1: Acute Flaccid Paralysis (AFP) cases by week of onset

Country	Reported AFP cases by week of onset - Week (26/17) / Ending on : 02/07/2017														
	Total AFP 2015	Total AFP 2016	Total AFP to date, 2017	W15 16 Apr 17	W16 23 Apr 17	W17 30 Apr 17	W18 07 May 17	W19 14 May 17	W20 21 May 17	W21 28 May 17	W22 04 Jun 17	W23 11 Jun 17	W24 18 Jun 17	W25 25 Jun 17	W26 02 Jul 17
Afghanistan	2738	2905	1467	77	59	49	72	65	77	46	50	60	42	25	6
Bahrain	19	14	10	0	0	1	0	0	0	0	1	0	0	0	0
Djibouti	3	3	4												
Egypt	1046	1092	587	21	22	21	26	31	32	26	33	10	0		
Iran	780	776	358	20	22	15	12	16	20	10	29	13	12	1	0
Iraq	520	605	301	20	10	10	11	8	15	15	16	9	0		
Jordan ****	90	107	50	2	3	2	0	1	3	0	2	5	3	0	
Kuwait	32	50	29	2	0	1	1	2	0	0	0	1	0	0	0
Lebanon ****	113	111	45	2	1	0	2	2	2	2	2	1	1	0	
Libya	54	70	45	4	1	0	1	3	2	1	1	1	0	1	
Morocco	79	83	53	3	5	2	2	3	2	2	1	1	1		
Oman	39	39	14	0	1	0	1	1	2	2	0	0	0	0	0
Pakistan	5814	7847	4352	235	197	164	181	216	222	169	162	123	60	7	0
Palestine ****	38	46	17	1	0	0	0	0	2	2	0	1	1	0	0
Qatar	11	9	7	1	0	0	0	0	0	0	1	0	0		
Saudi Arabia	254	273	117	8	5	8	8	3	4	5	2	0	0	0	0
Somalia	281	316	189	8	6	10	6	6	10	8	5	10	8	0	1
Sudan	436	509	237	5	11	14	16	11	8	11	7	13	4		
Syria ****	235	303	141	8	2	6	10	9	4	7	4	6	4	0	
Tunisia	64	90	27	0	1	3	1	1	1	1	2	0	1	0	
U.A.E	31	42	27	1	3	2	0	2	2	0	0	0	0	0	0
Yemen	537	715	332	12	9	11	15	14	8	12	5	6	9	1	
Total EMR	13214	16005	8409	430	358	319	365	394	416	319	323	260	146	35	7

☐ No data = No report received

Table 2: Confirmed polio cases by month of onset

Country	Total year 2015	Total year 2016	02/07		Confirmed polio cases by month of onset											
			2016	2017	August 2016	September 2016	October 2016	November 2016	December 2016	January 2017	February 2017	March 2017	April 2017	May 2017	June 2017	July 2017
Afghanistan	20	13	6	4	2	2	2	0	1	2	1	0	1			
Bahrain	0	0	0	0	0	0	0	0	0	0	0	0	0		0	
Djibouti	0	0	0	0	0	0	0	0	0	0	0	0	0			
Egypt	0	0	0	0	0	0	0	0	0	0	0	0	0			
Iran	0	0	0	0	0	0	0	0	0	0	0	0	0			
Iraq	0	0	0	0	0	0	0	0	0	0	0	0	0			
Jordan ****	0	0	0	0	0	0	0	0	0	0	0	0	0			
Kuwait	0	0	0	0	0	0	0	0	0	0	0	0	0	0	0	
Lebanon ****	0	0	0	0	0	0	0	0	0	0	0	0	0			
Libya	0	0	0	0	0	0	0	0	0	0	0	0	0			
Morocco	0	0	0	0	0	0	0	0	0	0	0	0	0			
Oman	0	0	0	0	0	0	0	0	0	0	0	0	0		0	
Pakistan	54	20	13	2	2	2	1	1	1	1	0					
Palestine ****	0	0	0	0	0	0	0	0	0	0	0	0	0			
Qatar	0	0	0	0	0	0	0	0	0	0	0	0	0		0	
Saudi Arabia	0	0	0	0	0	0	0	0	0	0	0	0	0		0	
Somalia	0	0	0	0	0	0	0	0	0	0	0	0	0			
Sudan	0	0	0	0	0	0	0	0	0	0	0	0	0			
Syria ****	0	0	0	0	0	0	0	0	0	0	0	0	0			
Tunisia	0	0	0	0	0	0	0	0	0	0	0	0	0			
U.A.E	0	0	0	0	0	0	0	0	0	0	0	0	0		0	
Yemen	0	0	0	0	0	0	0	0	0	0	0	0	0			
Total EMR	74	33	19	6	2	4	4	1	2	3	2	0	1	0	0	0

**** UNRWA cases are included with those of country of residence



Table 3: Investigation of AFP cases with paralysis onset in 2016 & 2017 up to Week (26/17) / Ending on : 02/07/2017

COUNTRY	2016												2017												Latest line List Date		
	AFP										Specimen	Wild cases ****		AFP										Specimen		Wild cases ****	
	Total AFP cases onset 2016	Case classification					Non polio AFP rate **	AFP cases pending classification > 90 days from onset of paralysis	AFP cases pending classification and lab > 90 days from onset of paralysis	% with *** adequate specimens		Wild P1 Poliovirus	Wild P3 Poliovirus	Total AFP cases onset 2017	Case classification					Annualized Non polio AFP rate **	AFP cases pending classification > 90 days from onset of paralysis	AFP cases pending classification and lab > 90 days from onset of paralysis	% with *** adequate specimens			Wild P1 Poliovirus	Wild P3 Poliovirus
		Total Confirmed Polio Cases *	Polio Compatible	Pending Classification	Discarded (non polio AFP)	VDPV					Total Confirmed Polio Cases *				Polio Compatible	Pending Classification	Discarded (non polio AFP)	VDPV									
Afghanistan	2905	13	0	0	2891	1	14.4	0	0	92.2	13	0	1467	4	0	148	1315	0	14.2	11	0	93.5	4	0	02-07-2017		
Bahrain	14	0	0	0	14	0	4.9	0	0	100.0	0	0	10	0	0	2	8	0	6.9	0	0	100.0	0	0	02-07-2017		
Djibouti	3	0	0	0	3	0	1.0	0	0	33.3	0	0	4	0	0	4	0	0	2.7	4	4	100.0	0	0	10-04-2017		
Egypt	1092	0	0	1	1091	0	2.9	1	0	94.1	0	0	587	0	0	99	487	1	3.2	2	0	93.0	0	0	22-06-2017		
Iran	776	0	0	0	775	1	4.2	0	0	95.5	0	0	358	0	0	18	340	0	3.8	0	0	96.4	0	0	02-07-2017		
Iraq	605	0	0	1	603	1	4.2	1	0	80.7	0	0	301	0	0	45	256	0	4.0	5	0	90.4	0	0	24-06-2017		
Jordan	107	0	0	0	107	0	3.8	0	0	100.0	0	0	50	0	0	22	28	0	3.5	1	0	100.0	0	0	29-06-2017		
Kuwait	50	0	0	0	50	0	5.7	0	0	90.0	0	0	29	0	0	3	26	0	6.6	0	0	82.8	0	0	02-07-2017		
Lebanon	111	0	0	3	108	0	5.8	3	0	82.9	0	0	45	0	0	10	35	0	4.8	1	0	73.3	0	0	30-06-2017		
Libya	70	0	0	0	70	0	3.4	0	0	97.1	0	0	45	0	0	8	37	0	4.4	2	2	93.3	0	0	01-07-2017		
Morocco	83	0	0	0	83	0	0.8	0	0	61.4	0	0	53	0	0	18	35	0	1.0	5	0	71.7	0	0	16-06-2017		
Oman	39	0	0	0	39	0	4.5	0	0	89.7	0	0	14	0	0	1	9	0	2.1	0	0	85.7	0	0	02-07-2017		
Pakistan	7847	20	5	8	7812	2	10.0	8	2	87.4	20	0	4352	2	0	469	3881	0	11.1	131	2	89.6	2	0	25-06-2017		
Palestine	46	0	0	0	46	0	2.4	0	0	97.8	0	0	17	0	0	6	11	0	1.8	0	0	100.0	0	0	02-07-2017		
Qatar	9	0	0	0	9	0	3.0	0	0	100.0	0	0	7	0	0	2	5	0	4.7	0	0	85.7	0	0	19-06-2017		
Saudi Arabia	273	0	0	0	273	0	2.8	0	0	98.2	0	0	117	0	0	47	70	0	2.4	6	6	99.1	0	0	02-07-2017		
Somalia	316	0	0	0	315	1	5.5	0	0	99.1	0	0	189	0	0	25	164	0	6.5	0	0	97.9	0	0	02-07-2017		
Sudan	509	0	0	0	509	0	2.8	0	0	97.6	0	0	237	0	0	20	217	0	2.6	0	0	99.2	0	0	22-06-2017		
Syria	303	0	0	0	303	0	3.9	0	0	87.8	0	0	141	0	0	24	102	24	3.6	3	0	85.1	0	0	01-07-2017		
Tunisia	90	0	0	0	89	1	3.4	0	0	77.8	0	0	27	0	0	7	20	0	2.0	1	1	74.1	0	0	30-06-2017		
U.A.E	42	0	0	0	42	0	4.2	0	0	100.0	0	0	27	0	0	5	22	0	5.3	0	0	92.6	0	0	02-07-2017		
Yemen	715	0	0	0	714	1	5.4	0	0	90.9	0	0	332	0	0	126	206	0	4.8	8	4	91.9	0	0	01-07-2017		
EMR	16005	33	5	13	15946	8	6.4	13	2	89.8	33	0	8409	6	0	1109	7274	25	6.7	180	19	91.3	6	0			
2015	13214	74	15	1	13117	8	5.2	0	0	90.2	74	0															

* Confirmed polio cases refer to wild isolation from AFP cases or from contacts of negative index AFP cases

** Non-polio AFP per 100,000 children <15 years

*** Adequate here refers to two stool specimens collected at least 24 hours apart, within 14 days of paralysis onset

**** AFP cases co infected with P1 and P3 are counted separately as wild isolates



World Health Organization – Regional Office for Eastern Mediterranean
AFP SURVEILLANCE
Week 26, ending 02 July 2017

3-Jul-17
Number 978

Table 4 (a): Lab results of contacts' samples in EMR, 2016 - 2017

COUNTRY	2016						2017					
	# OF CONTACTS	LAB RESULTS					# OF CONTACTS	LAB RESULTS				
	WILD	VDPV	SL	NPEV	PENDING	WILD	VDPV	SL	NPEV	PENDING		
AFG	1453	8		127	343		683	1		56	142	16
BAH							2					
DJI	9				9							
EGY	362			13	49	14	192			4	11	37
IRN	170			3	6		58			2		
IRQ	658			28	102	6	231			10	31	15
JOR												
KUW	78						8					2
LEB	210			11	2	20	23			2	3	6
LIB							4					1
MOR	82			1	7	7	27				3	
OMA	102			1	7	2	59			1	7	15
PAK	2503	5		181	525		1712			117	290	67
PAL												
QAT												
SAA												
SOM	930		1	50	110		571			26	60	75
SUD	228				18	19	96			4	2	39
SYR	679			9	17		277		11	1	2	5
TUN	20				1	1	9					
UAE							2					2
YEM	1723		2	37	277	5	890			38	60	448
EMR	9207	13	3	461	1473	74	4844	1	11	261	611	728

Table 4 (B): Most recent wild contacts in EMRO, 2016 - 2017

Year	Country	Data	
		Count of wild contacts	Date of Most Recent stool collection
2016	Pakistan	5	25-11-16
	Afghanistan	8	07-10-16
2016 Total		13	25-11-16
2017	Afghanistan	1	21-05-17
2017 Total		1	21-05-17

Table 4 (C): Number and distribution by district of -ve index AFP cases identified as wild positive by contact in EMR, 2016-2017

YEAR	COUNTRY	PROVINCE	DISTRICT	COUNT	First case	Last case
2016	AFG	KUNAR	SHIGAL WA SHELTAN	1	26-02-16	26-02-16
			HILMAND	1	23-01-16	23-01-16
			PAKTIKA	1	01-09-16	01-09-16
	AFG Total			3	23-01-16	01-09-16
	PAK	KHYBER PAKHTOON	KOHISTAN	1	03-09-16	03-09-16
			SINDH	1	10-10-16	10-10-16
PAK Total			2	03-09-16	10-10-16	
2017	AFG	HILMAND	NAWZAD	1	16-04-17	16-04-17
			AFG Total			1



Table 5: Laboratory investigation of AFP cases with paralysis onset in 2017 up to Week (26/17) / Ending on : (02/07/2017)

Country	Polio laboratories Sequencing performed by EGY, PAK, TUN, CDC and RIVM laboratories	AFP cases with specimens	Preliminary virus isolation results of AFP cases						Poliovirus intratypic differentiation results #										Indicators				Latest report Date			
			Referred for ITD		NPEV only	Negative	Pending		Type 1			Type 2			Type 3			Discordant pending sequence	NPEV by PCR	Non-EV	Pending ITD	% specimens positive for NPEV*		% AFP cases with culture results within 14 days	% AFP cases with ITD results within 7 days	% AFP cases with ITD results within 45 days of onset**
			L20B+	L20B+/NPEV			received < / = 14 days	received > 14 days ago	Wild	Sabin	VDPV	Wild	Sabin	VDPV	Wild	Sabin	VDPV									
Afghanistan	RRL Pakistan	1420	134	23	217	981	65		3	107							1			16%	100%	99%	98%	01/07/2017		
Bahrain	PNL Oman	10				10														0%	100%		100%	03/07/2017		
Djibouti	NPL Kenya	4					4																	10/04/2017		
Egypt***	RRL Egypt	612	14	1	74	467	9	47		10			1		4		2	1		10%	100%	100%	99%	02/07/2017		
Iran	NPL Iran	359	3		3	345	7	1		2					2					1%	99%	100%	100%	01/07/2017		
Iraq	RRL Egypt	319	17		45	226	10	21		10					13					14%	100%	100%	100%	28/06/2017		
Jordan	RRL EGYPT	50	1		4	44	1								2					8%	100%	100%	67%	02/07/2017		
Kuwait	RRL Kuwait	34			2	29	3													3%	94%		97%	29/06/2017		
Lebanon	NPL Jordan	43	1		4	38														13%	100%		100%	02/07/2017		
Libya	RRL Tunisia	43			2	37		4												4%	100%		90%	16/06/2017		
Morocco	NPL Morocco	47			3	39	4	1												8%	98%		95%	30/06/2017		
Oman	NPL Oman	16			5	10	1													28%	100%		100%	03/07/2017		
Pakistan	RRL Pakistan	4453	246	13	720	3254	212	6	2	137			7		179		2			14%	100%	100%	97%	01/07/2017		
Palestine & UNRWA		17			7	8		2												47%	29%		100%	02/07/2017		
Qatar	NPL Oman	8				8														0%	100%		100%	03/07/2017		
Saudi Arabia	NPL Oman	121			16	80		25												12%	98%		100%	15/06/2017		
Somalia	NPL Kenya	189	15	2	20	127	6	19		11					14			1		13%	26%		99%	26/06/2017		
Sudan	RRL Egypt	238	7		31	193	7			4					3		1			12%	100%	100%	100%	02/07/2017		
Syria	RRL Egypt	131	17		4	99		12		2			21		4		9			2%	99%	100%	83%	17/06/2017		
Tunisia	RRL Tunisia	31			3	24		4												6%	100%		100%	16/06/2017		
U.A.E	NPL Oman	25	2		3	20				2					2					12%	100%	100%	36%	03/07/2017		
Yemen	RRL Egypt	204	20	3	28	153				11					18		2			12%	100%	100%	37%	02/07/2017		
Total EMR 2017		8374	477	42	1191	6192	325	146	5	296			7	22	357		9	8	1	1	13%	98%	100%	96%		
Total EMR 2016		15748	823	93	2781	12036							86	6	565	1	2	23	3	4	15%	95%	98%	94%		

* Specimens from all sources including non-AFP cases, excluding environmental samples

** This indicator reflects surveillance and laboratory activities



Table 6: Environmental isolate by year and type

Country	Status	2010	2011	2012	2013	2014	2015	2016	2017
AFG	NEGATIVE				9	78	129	183	120
	PENDING								24
	WILD					17	20	2	5
AFG Total					9	95	149	185	149
EGY	NEGATIVE	183	178	196	304	410	412	528	218
	PENDING								26
	WILD			2					
	VDPV1			1		1			
	VDPV2			7	3	2	3	1	
EGY Total		183	178	206	307	413	415	529	244
JOR	NEGATIVE							2	15
	PENDING								2
JOR Total								2	17
LEB	NEGATIVE							4	10
	PENDING								
LEB Total								4	10
PAK	NEGATIVE	77	68	151	257	237	347	462	237
	PENDING								20
	WILD	79	136	88	63	125	79	59	49
	WILD & VDPV2				2	6	5	3	
	VDPV2					4	8	5	4
PAK Total		156	204	239	322	372	439	529	310
EMR	NEGATIVE	260	246	347	570	725	888	1179	600
	PENDING								72
	WILD	79	136	90	63	142	99	61	54
	WILD & VDPV2				2	6	5	3	
	VDPV2			1		1			
EMR Total		339	382	445	638	880	1003	1249	730

Table 7: Environmental Wild/VDPV isolate by site

Year	Country	Status	Province	District	Count	First date	Last date		
2016	AFG	WILD1	HILMAND	NAHR-E-SARAJ	1	23-Dec	23-Dec		
			NANGARHAR	JALALABAD	1	26-Dec	26-Dec		
AFG Total					2	23-Dec	26-Dec		
2016	EGY	VDPV2	SOUTH SINIA	EL TUR	1	15-Mar	15-Mar		
			EGY Total					1	15-Mar
2016	PAK	WILD1	BALOCHISTAN	KABDULLAH	6	15-Jan	2-Dec		
				PISHIN	4	2-Aug	16-Sep		
				QUETTA	11	12-Feb	20-Nov		
				KHYBER PAKHTUNKHWA	DIKHAN	1	16-Jul	16-Jul	
			PUNJAB	PESHAWAR	10	11-Jan	10-Dec		
				DERA GHAZI KHAN	1	12-May	12-May		
				FAISALABAD	2	3-Feb	2-Jul		
				LAHORE	3	5-Aug	18-Oct		
			SINDH	MULTAN	2	8-Nov	8-Dec		
				RAWALPINDI	4	14-Apr	10-Dec		
				HYDERABAD	1	5-Jan	5-Jan		
				JACOBABAD	3	4-Feb	16-Aug		
			SINDH	KHIBALDIA	1	14-Jul	14-Jul		
				KHIGADAP	4	27-Jan	9-Mar		
				KHIGIQBAL	2	18-Jan	15-Mar		
				KHILANDHI	1	14-Dec	14-Dec		
WILD1+VDPV2	BALOCHISTAN	QUETTA	3	20-Oct	12-Dec				
	BALOCHISTAN	QUETTA	4	20-Jun	28-Dec				
VDPV2	SINDH	HYDERABAD	1	11-Jul	11-Jul				
PAK Total					67	5-Jan	28-Dec		
2016 Total					70	5-Jan	28-Dec		
2017	AFG	WILD1	HILMAND	LASHKARGAH	1	26-Apr	26-Apr		
			KANDAHAR	KANDAHAR	2	26-Jan	9-Mar		
			NANGARHAR	JALALABAD	2	24-Jan	25-Mar		
	AFG Total					5	24-Jan	26-Apr	
	2017	PAK	WILD1	BALOCHISTAN	KABDULLAH	8	1-Jan	1-May	
					PISHIN	4	2-Jan	3-Apr	
					QUETTA	8	1-Jan	12-May	
				ISLAMABAD	CDA	4	10-Feb	10-May	
					KHYBER PAKHTUNKHWA	PESHAWAR	5	10-Jan	10-Jun
					PUNJAB	MULTAN	1	9-Jan	9-Jan
				SINDH	RAWALPINDI	5	10-Jan	10-Jun	
					KHIGADAP	7	9-Jan	5-Jun	
					KHIGIQBAL	3	3-Feb	8-Apr	
					KHILANDHI	3	16-Mar	16-May	
				VDPV2	BALOCHISTAN	SUKKUR	1	11-Apr	11-Apr
					PISHIN	1	2-May	2-May	
QUETTA					3	3-Apr	29-May		
PAK Total					53	1-Jan	10-Jun		
2017 Total					58	1-Jan	10-Jun		



Figure 1: Non Polio AFP Rate and Wild Virus in EMR 01/01/2017 - 02/07/2017

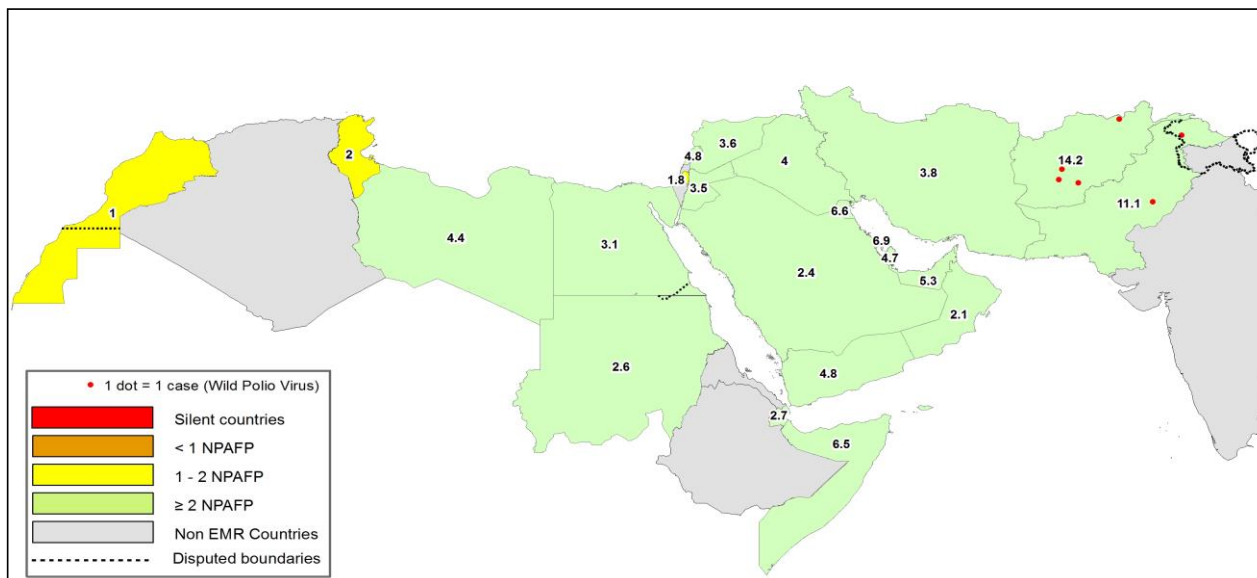


Figure 2: Percent of AFP cases with Adequate Samples & Compatible Cases in EMR 01/01/2017 - 02/07/2017

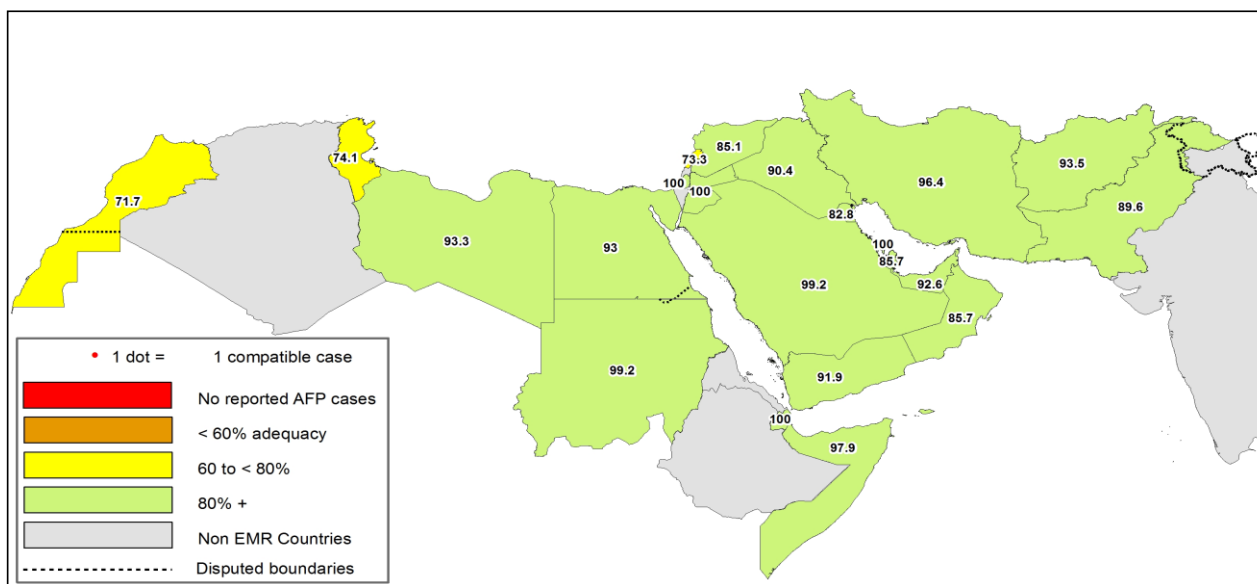


Table 8: Wild polio cases by country and date of onset of paralysis in EMR, 2016 - 2017

Year	COUNTRY	P1		
		Count	First Case	Last Case
2016	AFG	13	23-01-16	16-12-16
	PAK	20	17-01-16	22-12-16
2016 Total		33	17-01-16	22-12-16
2017	AFG	4	13-01-17	16-04-17
	PAK	2	28-01-17	13-02-17
2017 Total		6	13-01-17	16-04-17

Last reported wild Polio P3 from Pakistan with date of onset 18/04/2012



Figure 3: Non Polio AFP rate by District in Afghanistan & Pakistan 01/01/2017 - 02/07/2017

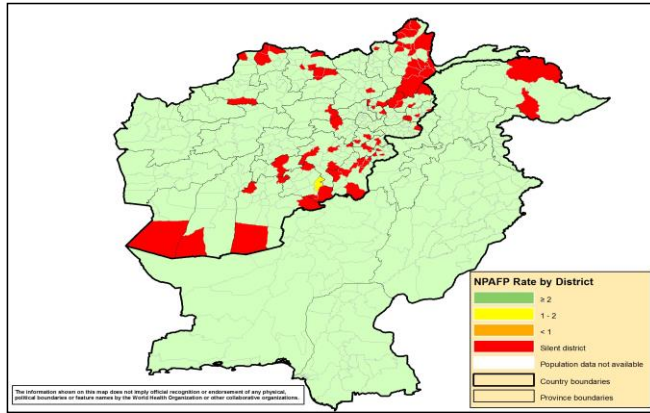


Figure 4: Percent of AFP cases with Adequate Samples in Afghanistan & Pakistan by District 01/01/2017 - 02/07/2017

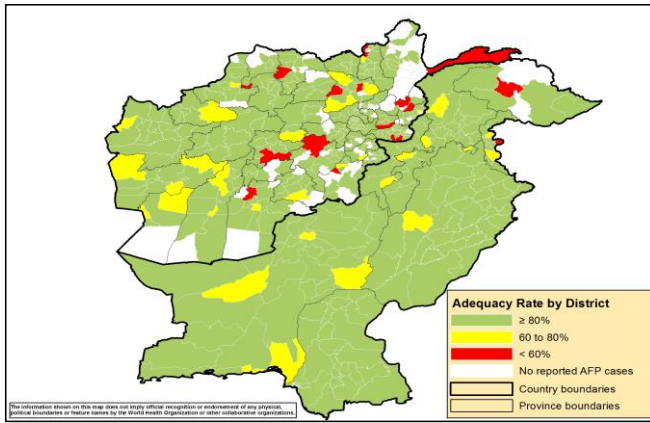
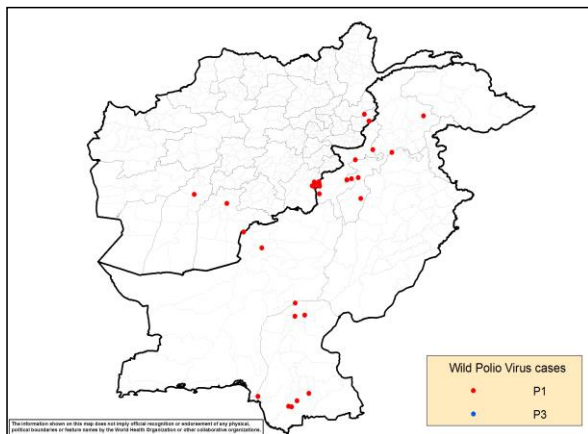
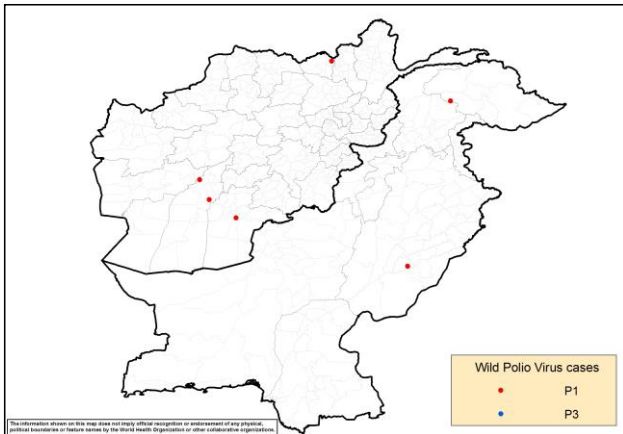


Figure 5: Wild Virus Cases by Type & District in Afghanistan & Pakistan

5a: 01/01/2016 - 31/12/2016



5b: 01/01/2017 - 02/07/2017





World Health Organization – Regional Office for Eastern Mediterranean
AFP SURVEILLANCE
Week 26, ending 02 July 2017

3-Jul-17
Number 978

ONSETYR	PROVINCE	DISTRICT	Count	First case	Last case
2016	PAKTIKA	BERMEL	7	02-08-16	16-12-16
	KUNAR	SHIGAL WA SHEL TAN	4	01-02-16	29-05-16
	KANDAHAR	SHAHWALIKOT	1	04-04-16	04-04-16
	HILMAND	NAWZAD	1	23-01-16	23-01-16
2016 Total			13	23-01-16	16-12-16
2017	HILMAND	NAWZAD	1	16-04-17	16-04-17
		NAHR-E-SARAJ	1	21-01-17	21-01-17
	KUNDUZ	DASHT-E-ARCHI	1	21-02-17	21-02-17
	KANDAHAR	KANDAHAR	1	13-01-17	13-01-17
2017 Total			4	13-01-17	16-04-17

ONSETYR	PROVINCE	DISTRICT	Count	First case	Last case
2016	BALOCHISTAN	KABDULAH	1	22-12-16	22-12-16
		QUETTA	1	01-02-16	01-02-16
	SINDH	SUJAWAL	2	03-09-16	03-11-16
		BADIN	2	10-10-16	16-10-16
		SHIKARPUR	2	05-03-16	12-04-16
		JACOBABAD	1	10-02-16	10-02-16
		KHIGADAP	1	17-01-16	17-01-16
		KHYBER PAKHTOON	KOHISTAN	1	03-09-16
		DIKHAN	1	06-06-16	06-06-16
		BANNU	3	22-03-16	26-04-16
		PESHAWAR	1	12-02-16	12-02-16
		HANGU	1	09-02-16	09-02-16
		NOWSHERA	1	22-01-16	22-01-16
	FATA	WAZIR-S	2	18-06-16	27-07-16
2016 Total			20	17-01-16	22-12-16
2017	GILGIT BALTISTAN	DIAMIR	1	13-02-17	13-02-17
	PUNJAB	LODHRAN	1	28-01-17	28-01-17
2017 Total			2	28-01-17	13-02-17

Table 11: Circulating VDPV cases and date of onset of paralysis in EMR countries by districts 2016 - 2017

Year	COUNTRY	PROVINCE	DISTRICT	cVDPV2		
				Count	First Case	Last Case
2016	PAK	BALOCHISTAN	QUETTA	1	17-12-16	17-12-16
	PAK Total			1	17-12-16	17-12-16
2016 Total				1	17-12-16	17-12-16
2017	SYR	DEIR_AL_ZOUR	MAYADEEN	22	03-03-17	28-05-17
		RAQUA	RAQUA	1	03-05-17	03-05-17
		RAQUA	TALABYAD	1	25-04-17	25-04-17
SYR Total				24	25-04-17	28-05-17
2017 Total				24	03-03-17	28-05-17



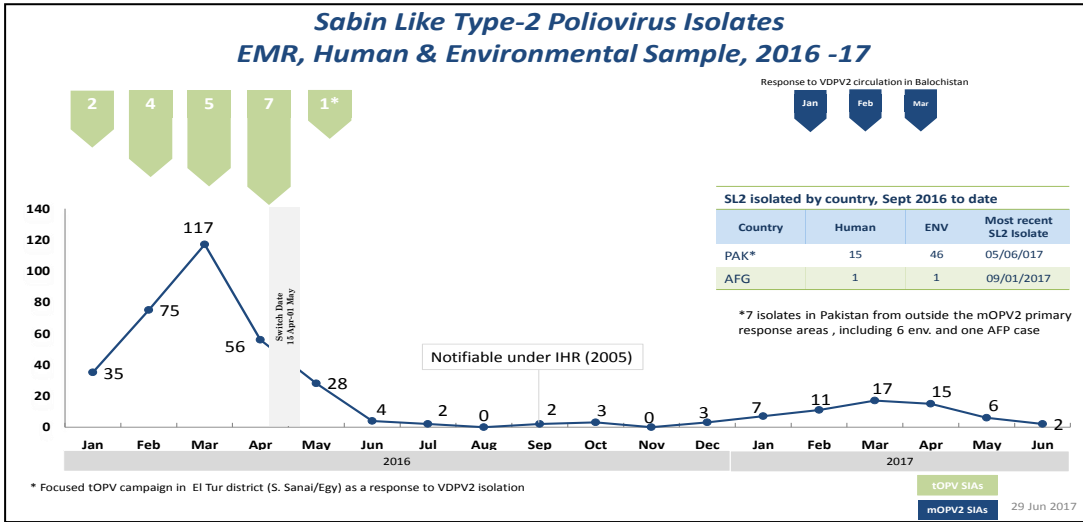
Table 12: VDPV2 and Sabin Like 2 isolates, EMRO countries 2016 - 2017

Country		Poliovirus type 2 by month																									
		2016												2017													
		Source	May	SL2	VDPV2	SL2	VDPV2	SL2	VDPV2	SL2	VDPV2	SL2	VDPV2	SL2	VDPV2	SL2	VDPV2	SL2	VDPV2	SL2	VDPV2	SL2	VDPV2	SL2			
AFG	AFP		1							1	1																
	Contact		1																								
	ENV																			1							
	Others*																										
BAH	AFP																										
	Contact																										
	Others*																										
	DJI	AFP																									
Contact																											
Others*																											
EGY		AFP		1																		1					
	Contact																										
	ENV		8																								
	Others*		1			1																					
IRN	AFP		1																								
	Contact																										
	Others*																										
	IRQ	AFP											1						1								
Contact																				1							
Others*																											
JOR		AFP																									
	Contact																										
	ENV																										
	Others*																										
KWT	AFP																										
	Contact																										
	Others*																										
	LEB	AFP																									
Contact																											
ENV																											
Others*																											
LIB	AFP																										
	Contact																										
	Others*																										
	MOR	AFP																									
Contact																											
Others*																											
OMA		AFP																									
	Contact																										
	Others*																										
	PAK	AFP		3										1							5		1				
Contact			1																	1		2					
ENV			9	1	3	1	1					1	1	2	1			3		5	9	11	1	10	4	6	2
Others*																							2				
PNA	AFP																										
	Contact																										
	Others*																										
	QAT	AFP																									
Contact																											
Others*																											
SAA		AFP																									
	Contact																										
	Others*																										
	SUD	AFP																									
Contact																											
Others*																											
SOM		AFP																									
	Contact																										
	Others*																										
	SYR	AFP		1																							
Contact																											
Others*																											
TUN		AFP																									
	Contact																										
	Others*																										
	UAE	AFP																									
Contact																											
Others*																											
YEM		AFP		1	1**																						
	Contact		1	1**																							
	Others*																										
	EMR	AFP		8	1	1																					
Contact			3	1																							
ENV			17	1	3	1	1																				
Others*			1			1																					

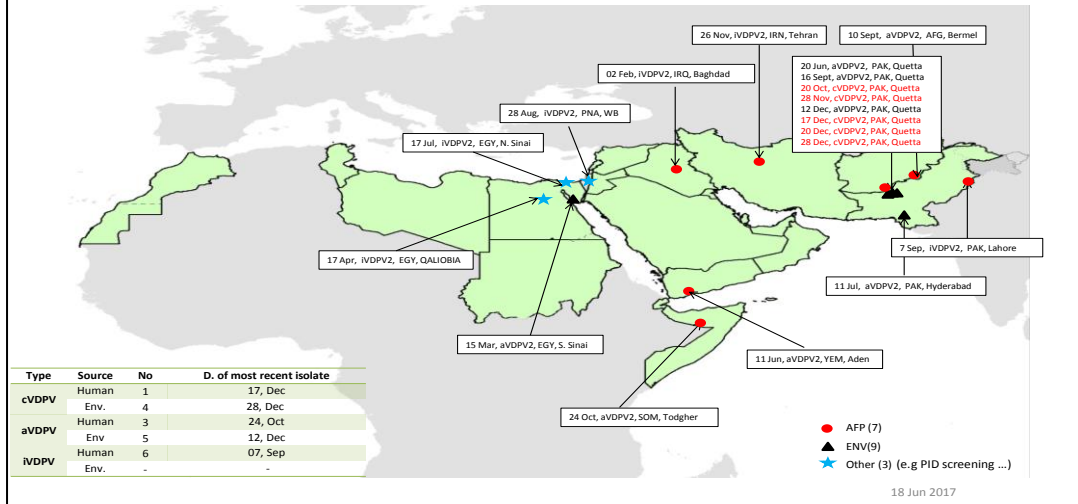
VDPV2

*Other: Healthy children, PIDs

** VDPV2 isolated from index and contact at the same time



VDPV2 isolates, EMR countries, 2016



VDPV2 isolates, EMR countries, 2017

