



AFP SURVEILLANCE

29-May-17

Week 21, ending 28 May 2017

Number 973

Table 1: Acute Flaccid Paralysis (AFP) cases by week of onset

Country	Reported AFP cases by week of onset - Week (21/17) / Ending on : 28/05/2017														
	Total AFP 2015	Total AFP 2016	Total AFP to date, 2017	W10 12 Mar 17	W11 19 Mar 17	W12 26 Mar 17	W13 02 Apr 17	W14 09 Apr 17	W15 16 Apr 17	W16 23 Apr 17	W17 30 Apr 17	W18 07 May 17	W19 14 May 17	W20 21 May 17	W21 28 May 17
Afghanistan	2738	2905	1213	41	52	68	70	63	77	59	48	70	62	55	4
Bahrain	19	14	9	0	0	0	1	2	0	0	1	0	0	0	0
Djibouti	3	3	4	0	1	0	0	0	0	0	0	0	0	0	0
Egypt	1046	1092	489	20	28	26	26	30	21	21	21	24	30	7	0
Iran	780	776	266	10	6	12	16	12	20	20	13	13	11	2	0
Iraq	520	605	250	12	14	13	9	12	20	10	11	10	6	6	0
Jordan ****	90	107	39	2	2	2	1	3	2	3	2	0	1	2	0
Kuwait	32	50	27	0	7	2	3	2	2	0	1	1	1	0	0
Lebanon ****	113	111	36	2	1	2	1	1	2	1	0	2	1	0	0
Libya	54	70	38	2	0	4	4	0	4	1	0	1	2	0	0
Morocco	79	83	45	5	1	2	1	2	3	5	1	2	3	0	0
Oman	39	39	12	0	0	0	2	0	0	1	0	1	1	2	0
Pakistan	5814	7847	3379	184	195	173	181	165	227	180	138	137	83	20	0
Palestine ****	38	46	11	1	1	0	0	0	1	0	0	0	0	0	0
Qatar	11	9	6	0	0	0	0	0	1	0	0	0	0	0	0
Saudi Arabia	254	273	100	6	7	4	5	2	7	5	8	6	0	0	0
Somalia	281	316	154	12	8	9	8	6	8	6	10	6	6	6	1
Sudan	436	509	198	15	8	14	6	5	5	11	14	16	11	4	0
Syria ****	235	303	113	5	6	5	9	4	8	2	6	9	7	1	2
Tunisia	64	90	19	1	0	1	0	0	0	0	2	1	0	0	0
U.A.E	31	42	25	3	0	1	1	0	1	2	2	0	2	1	0
Yemen	537	715	293	19	17	19	12	19	12	9	11	15	13	3	0
<b>Total EMR</b>	<b>13214</b>	<b>16005</b>	<b>6726</b>	<b>340</b>	<b>354</b>	<b>357</b>	<b>356</b>	<b>328</b>	<b>421</b>	<b>336</b>	<b>289</b>	<b>314</b>	<b>240</b>	<b>109</b>	<b>7</b>

□ No data = No report received

Table 2: Confirmed polio cases by month of onset

Country	Total year 2015	Total year 2016	28/05		Confirmed polio cases by month of onset											
			2016	2017	June 2016	July 2016	August 2016	September 2016	October 2016	November 2016	December 2016	January 2017	February 2017	March 2017	April 2017	May 2017
Afghanistan	20	13	5	3	0	0	2	2	2	0	1	2	1			
Bahrain	0	0	0	0	0	0	0	0	0	0	0	0	0	0		
Djibouti	0	0	0	0	0	0	0	0	0	0	0					
Egypt	0	0	0	0	0	0	0	0	0	0	0	0	0	0		
Iran	0	0	0	0	0	0	0	0	0	0	0	0	0	0	0	
Iraq	0	0	0	0	0	0	0	0	0	0	0	0	0	0	0	
Jordan ****	0	0	0	0	0	0	0	0	0	0	0	0	0	0	0	
Kuwait	0	0	0	0	0	0	0	0	0	0	0	0	0	0	0	
Lebanon ****	0	0	0	0	0	0	0	0	0	0	0	0	0	0	0	
Libya	0	0	0	0	0	0	0	0	0	0	0	0	0	0	0	
Morocco	0	0	0	0	0	0	0	0	0	0	0	0	0	0	0	
Oman	0	0	0	0	0	0	0	0	0	0	0	0	0	0	0	
Pakistan	54	20	11	2	2	1	2	2	2	1	1	1	1			
Palestine ****	0	0	0	0	0	0	0	0	0	0		0	0	0	0	
Qatar	0	0	0	0	0	0	0	0	0	0	0	0	0	0	0	
Saudi Arabia	0	0	0	0	0	0	0	0	0	0	0	0	0	0	0	
Somalia	0	0	0	0	0	0	0	0	0	0	0	0	0	0	0	
Sudan	0	0	0	0	0	0	0	0	0	0	0	0	0	0	0	
Syria ****	0	0	0	0	0	0	0	0	0	0	0	0	0	0	0	
Tunisia	0	0	0	0	0	0	0	0	0	0	0	0	0	0	0	
U.A.E	0	0	0	0	0	0	0	0	0	0	0	0	0	0	0	
Yemen	0	0	0	0	0	0	0	0	0	0	0	0	0	0	0	
<b>Total EMR</b>	<b>74</b>	<b>33</b>	<b>16</b>	<b>5</b>	<b>2</b>	<b>1</b>	<b>2</b>	<b>4</b>	<b>4</b>	<b>1</b>	<b>2</b>	<b>3</b>	<b>2</b>	<b>0</b>	<b>0</b>	<b>0</b>

\*\*\*\* UNRWA cases are included with those of country of residence



Table 3: Investigation of AFP cases with paralysis onset in 2016 & 2017 up to Week (20/17) / Ending on : 21/05/2017

COUNTRY	2016												2017												Latest line List Date		
	AFP										Specimen	Wild cases ****		AFP										Specimen		Wild cases ****	
	Total AFP cases onset 2016	Case classification					Non polio AFP rate **	AFP cases pending classification > 90 days from onset of paralysis	AFP cases pending classification and lab > 90 days from onset of paralysis	% with *** adequate specimens		Wild P1 Poliovirus	Wild P3 Poliovirus	Total AFP cases onset 2017	Case classification					Annualized Non polio AFP rate **	AFP cases pending classification > 90 days from onset of paralysis	AFP cases pending classification and lab > 90 days from onset of paralysis	% with *** adequate specimens			Wild P1 Poliovirus	Wild P3 Poliovirus
		Total Confirmed Polio Cases *	Polio Compatible	Pending Classification	Discarded (non polio AFP)	VDPV					Total Confirmed Polio Cases *				Polio Compatible	Pending Classification	Discarded (non polio AFP)	VDPV									
Afghanistan	2905	13	0	0	2891	1	14.4	0	0	92.2	13	0	1213	3	0	223	987	0	14.5	22	7	93.2	3	0	28-05-2017		
Bahrain	14	0	0	0	14	0	4.9	0	0	100.0	0	0	9	0	0	4	5	0	7.7	0	0	100.0	0	0	28-05-2017		
Djibouti	3	0	0	0	3	0	1.0	0	0	33.3	0	0	4	0	0	4	0	0	3.3	2	2	100.0	0	0	10-04-2017		
Egypt	1092	0	0	1	1091	0	2.9	1	0	94.1	0	0	489	0	0	83	405	1	3.2	1	0	91.8	0	0	28-05-2017		
Iran	776	0	0	0	775	1	4.2	0	0	95.5	0	0	266	0	0	10	256	0	3.5	0	0	96.6	0	0	28-05-2017		
Iraq	605	0	0	1	603	1	4.2	1	0	80.7	0	0	250	0	0	35	215	0	4.1	5	0	88.4	0	0	28-05-2017		
Jordan	107	0	0	0	107	0	3.8	0	0	100.0	0	0	39	0	0	24	15	0	3.3	3	0	100.0	0	0	28-05-2017		
Kuwait	50	0	0	0	50	0	5.7	0	0	90.0	0	0	27	0	0	3	24	0	7.6	0	0	85.2	0	0	21-05-2017		
Lebanon	111	0	0	3	108	0	5.8	3	0	82.9	0	0	36	0	0	7	29	0	4.7	1	0	80.6	0	0	27-05-2017		
Libya	70	0	0	0	70	0	3.4	0	0	97.1	0	0	38	0	0	9	29	0	4.6	4	2	92.1	0	0	27-05-2017		
Morocco	83	0	0	0	83	0	0.8	0	0	61.4	0	0	45	0	0	18	27	0	1.1	3	0	66.7	0	0	26-05-2017		
Oman	39	0	0	0	39	0	4.5	0	0	89.7	0	0	12	0	0	10	2	0	3.1	2	0	83.3	0	0	28-05-2017		
Pakistan	7847	20	5	13	7807	2	10.0	13	6	87.4	20	0	3379	2	0	379	2998	0	10.7	80	3	89.7	2	0	28-05-2017		
Palestine	46	0	0	0	46	0	2.4	0	0	97.8	0	0	11	0	0	2	9	0	1.4	0	0	100.0	0	0	21-05-2017		
Qatar	9	0	0	0	9	0	3.0	0	0	100.0	0	0	6	0	0	2	4	0	5.0	1	0	83.3	0	0	28-05-2017		
Saudi Arabia	273	0	0	0	273	0	2.8	0	0	98.2	0	0	100	0	0	76	24	0	2.6	24	24	99.0	0	0	28-05-2017		
Somalia	316	0	0	0	315	1	5.5	0	0	99.1	0	0	154	0	0	23	131	0	6.6	0	0	98.1	0	0	28-05-2017		
Sudan	509	0	0	0	509	0	2.8	0	0	97.6	0	0	198	0	0	23	175	0	2.7	1	0	99.0	0	0	28-05-2017		
Syria	303	0	0	0	303	0	3.9	0	0	87.8	0	0	113	0	0	26	87	0	3.6	0	0	89.4	0	0	27-05-2017		
Tunisia	90	0	0	0	89	1	3.4	0	0	77.8	0	0	19	0	0	4	15	0	1.7	1	1	68.4	0	0	25-05-2017		
U.A.E	42	0	0	0	42	0	4.2	0	0	100.0	0	0	25	0	0	9	16	0	6.1	0	0	88.0	0	0	28-05-2017		
Yemen	715	0	0	0	714	1	5.4	0	0	90.9	0	0	293	0	0	95	198	0	5.2	6	1	91.8	0	0	28-05-2017		
EMR	16005	33	5	18	15941	8	6.4	18	6	89.8	33	0	6726	5	0	1069	5651	1	6.6	156	40	91.2	5	0			
2015	13214	74	15	1	13117	8	5.2	0	0	90.2	74	0															

\* Confirmed polio cases refer to wild isolation from AFP cases or from contacts of negative index AFP cases

\*\* Non-polio AFP per 100,000 children <15 years

\*\*\* Adequate here refers to two stool specimens collected at least 24 hours apart, within 14 days of paralysis onset

\*\*\*\* AFP cases co infected with P1 and P3 are counted separately as wild isolates

VDPV2 is isolated from an AFP case 22 months of age from Mayadeen district of Deir Ez-Zor province, Syria. Field and clinical investigation are in progress



World Health Organization – Regional Office for Eastern Mediterranean  
AFP SURVEILLANCE  
Week 21, ending 28 May 2017

29-May-17  
Number 973

Table 4 (a): Lab results of contacts' samples in EMR, 2016 - 2017

COUNTRY	2016						2017					
	# OF CONTACTS	WILD	VDPV	LAB RESULTS SL	NPEV	PENDING	# OF CONTACTS	WILD	VDPV	LAB RESULTS SL	NPEV	PENDING
AFG	1453	8		127	343		563			40	101	48
BAH							2					
DJI	9					9						
EGY	362			13	49	14	162			4	8	43
IRN	170			3	6		38			1		
IRQ	658			28	102	6	201			8	22	15
JOR												
KUW	78						8					2
LEB	210			11	2	20	17			2	3	
LIB							4					1
MOR	82			1	7	7	16					
OMA	102			1	7	2	29				4	9
PAK	2503	5		181	525		1408			89	229	60
PAL												
QAT												
SAA												
SOM	930		1	50	110		467			26	51	67
SUD	228				18	19	93			1	1	49
SYR	679			9	17		245			1	1	3
TUN	20				1	1	8					1
UAE												
YEM	1723		2	37	277	5	804			7	38	511
<b>EMR</b>	<b>9207</b>	<b>13</b>	<b>3</b>	<b>461</b>	<b>1473</b>	<b>74</b>	<b>4065</b>			<b>179</b>	<b>458</b>	<b>809</b>

Table 4 (B): Most recent wild contacts in EMRO, 2016 - 2017

Year	Country	Data Count of wild contacts	Date of Most Recent stool collection
2016	Pakistan	5	25-11-16
	Afghanistan	4	07-10-16
<b>2016 Total</b>		<b>9</b>	<b>25-11-16</b>

Table 4 (C): Number and distribution by district of -ve index AFP cases identified as wild positive by contact in EMR, 2016-2017

YEAR	COUNTRY	PROVINCE	DISTRICT	COUNT	First case	Last case
2016	AFG	KUNAR	SHIGAL WA SHEL TAN	1	26-02-16	26-02-16
		HILMAND	NAWZAD	1	23-01-16	23-01-16
		PAKTIKA	BERMEL	1	01-09-16	01-09-16
	<b>AFG Total</b>			<b>3</b>	<b>23-01-16</b>	<b>01-09-16</b>
	PAK	KHYBER PAKHTOON	KOHISTAN	1	03-09-16	03-09-16
		SINDH	BADIN	1	10-10-16	10-10-16
<b>PAK Total</b>			<b>2</b>	<b>03-09-16</b>	<b>10-10-16</b>	



**Table 5: Laboratory investigation of AFP cases with paralysis onset in 2017 up to Week (21/17) / Ending on : (28/05/2017)**

Country	Polio laboratories  Sequencing performed by EGY, PAK, TUN, CDC and RIVM laboratories	AFP cases with specimens	Preliminary virus isolation results of AFP cases						Poliovirus intratypic differentiation results #										Indicators				Latest report Date			
			Referred for ITD		NPEV only	Negative	Pending		Type 1			Type 2			Type 3			Discordant pending sequence	NPEV by PCR	Non-EV	Pending ITD	% specimens positive for NPEV*		% AFP cases with culture results within 14 days	% AFP cases with ITD results within 7 days	% AFP cases with ITD results within 45 days of onset**
			L20B+	L20B+/NPEV			received < / = 14 days	received > 14 days ago	Wild	Sabin	VPV	Wild	Sabin	VPV	Wild	Sabin	VPV									
Afghanistan	RRL Pakistan	1153	108	14	146	770	108	7	3	84							1			13%	100%	99%	98%	27/05/2017		
Bahrain	PNL Oman	9				9														0%	100%		100%	29/05/2017		
Djibouti	NPL Kenya	4						4																10/04/2017		
Egypt***	RRL Egypt	503	14	1	57	380	50	1		10			1		4		2	1		9%	100%	100%	99%	25/05/2017		
Iran	NPL Iran	276	3		3	252	17	1		2					2					1%	99%	100%	100%	27/05/2017		
Iraq	RRL Egypt	253	17		31	184	19	2		14		1		17						12%	100%	100%	94%	25/05/2017		
Jordan	RRL EGYPT	39	1		4	32	2							1						11%	100%	100%	100%	28/05/2017		
Kuwait	RRL Kuwait	27			1	24		2												2%	92%		100%	08/05/2017		
Lebanon	NPL Jordan	35	1		3	28	2	1												13%	100%			24/05/2017		
Libya	RRL Tunisia	37			1	33	3													1%	100%		91%	26/05/2017		
Morocco	NPL Morocco	38			1	29	8													3%	100%		100%	26/05/2017		
Oman	NPL Oman	12			4	6	2													22%	100%		100%	29/05/2017		
Pakistan	RRL Pakistan	3492	197	9	537	2490	249	9	2	116		7		138			2			14%	100%	100%	97%	27/05/2017		
Palestine & UNRWA		11			5	6														45%	10%		100%	21/05/2017		
Qatar	NPL Oman	6				6														0%	100%		100%	29/05/2017		
Saudi Arabia	NPL Oman	100			16	80	3	1												12%	98%		100%	22/05/2017		
Somalia	NPL Kenya	154	14	2	18	97	7	16		10				13				1		15%	30%		99%	28/05/2017		
Sudan	RRL Egypt	199	7		18	153	21			4				3			1			9%	100%	100%	100%	28/05/2017		
Syria	RRL Egypt	97	4		3	85	3	2		2				4						1%	99%	100%	60%	25/05/2017		
Tunisia	RRL Tunisia	26			2	21	3													4%	100%		100%	26/05/2017		
U.A.E	NPL Oman	18	1		2	15				1				1						11%	100%	100%	44%	29/05/2017		
Yemen	RRL Egypt	204	20	3	28	153				11				18			2			12%	100%	100%	37%	25/05/2017		
<b>Total EMR 2017</b>		<b>6693</b>	<b>387</b>	<b>29</b>	<b>880</b>	<b>4853</b>	<b>497</b>	<b>46</b>	<b>5</b>	<b>254</b>		<b>8</b>	<b>1</b>	<b>289</b>		<b>8</b>	<b>1</b>	<b>1</b>	<b>12%</b>	<b>98%</b>	<b>100%</b>	<b>95%</b>				
<b>Total EMR 2016</b>		<b>15748</b>	<b>823</b>	<b>93</b>	<b>2781</b>	<b>12036</b>		<b>12</b>	<b>28</b>	<b>483</b>		<b>87</b>	<b>6</b>	<b>566</b>	<b>1</b>	<b>2</b>	<b>23</b>	<b>3</b>	<b>4</b>	<b>15%</b>	<b>95%</b>	<b>98%</b>	<b>94%</b>			

\* Specimens from all sources including non-AFP cases, excluding environmental samples

\*\* This indicator reflects surveillance and laboratory activities



**Table 6: Environmental isolate by year and type**

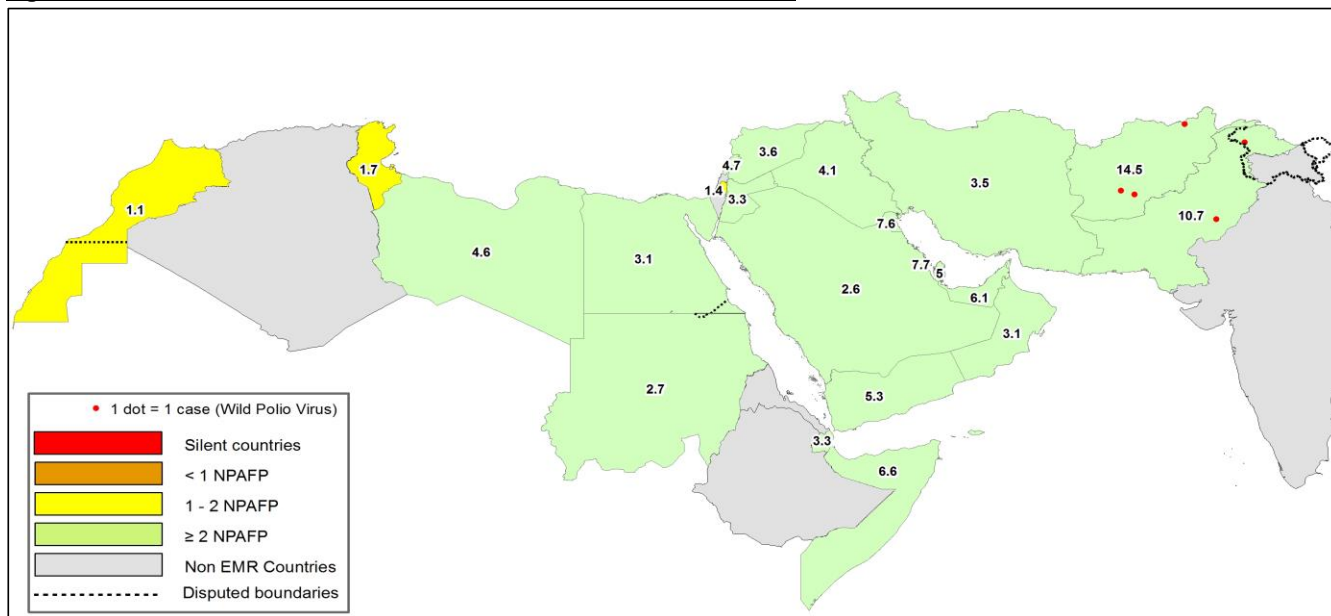
Country	Status	2010	2011	2012	2013	2014	2015	2016	2017
AFG	NEGATIVE				9	78	129	183	92
	PENDING								18
	WILD					17	20	2	5
<b>AFG Total</b>					<b>9</b>	<b>95</b>	<b>149</b>	<b>185</b>	<b>115</b>
EGY	NEGATIVE	183	178	196	304	410	412	528	162
	PENDING								19
	WILD			2					
	VDPV1			1		1			
	VDPV2			7	3	2	3	1	
<b>EGY Total</b>		<b>183</b>	<b>178</b>	<b>206</b>	<b>307</b>	<b>413</b>	<b>415</b>	<b>529</b>	<b>181</b>
JOR	NEGATIVE							2	13
	PENDING								1
<b>JOR Total</b>								<b>2</b>	<b>14</b>
LEB	NEGATIVE							4	8
	PENDING								
<b>LEB Total</b>								<b>4</b>	<b>8</b>
PAK	NEGATIVE	77	68	151	257	237	347	462	185
	PENDING								28
	WILD	79	136	88	63	125	79	59	43
	WILD & VDPV2				2	6	5	3	
	VDPV2					4	8	5	3
<b>PAK Total</b>		<b>156</b>	<b>204</b>	<b>239</b>	<b>322</b>	<b>372</b>	<b>439</b>	<b>529</b>	<b>259</b>
EMR	NEGATIVE	260	246	347	570	725	888	1179	460
	PENDING								66
	WILD	79	136	90	63	142	99	61	48
	WILD & VDPV2				2	6	5	3	
	VDPV1			1		1			
VDPV2			7	3	6	11	6	3	
<b>EMR Total</b>		<b>339</b>	<b>382</b>	<b>445</b>	<b>638</b>	<b>880</b>	<b>1003</b>	<b>1249</b>	<b>577</b>

**Table 7: Environmental Wild/VDPV isolate by site**

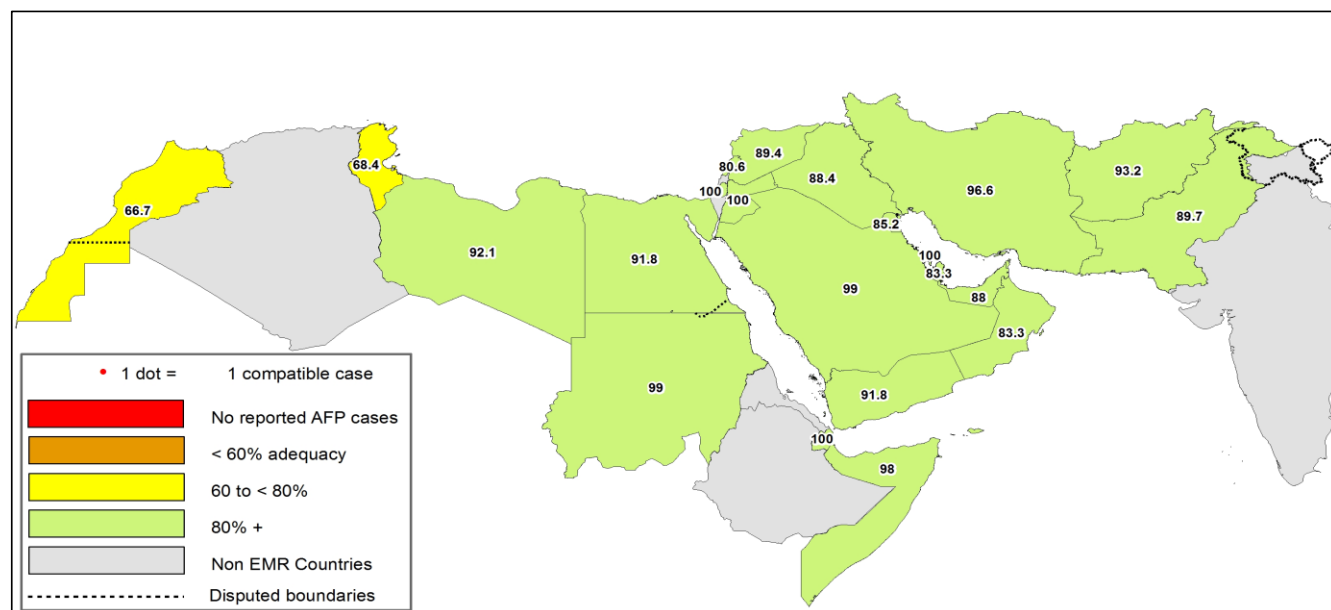
Year	Country	Status	Province	District	Count	First date	Last date		
2016	AFG	WILD1	HILMAND	NAHR-E-SARAJ	1	23-Dec	23-Dec		
				NANGARHAR	1	26-Dec	26-Dec		
	<b>AFG Total</b>					<b>2</b>	<b>23-Dec</b>	<b>26-Dec</b>	
	EGY	VDPV2	SOUTH SINIA	EL TUR	1	15-Mar	15-Mar		
	<b>EGY Total</b>					<b>1</b>	<b>15-Mar</b>	<b>15-Mar</b>	
	PAK	WILD1	BALOCHISTAN	KABDULLAH	KABDULLAH	6	15-Jan	2-Dec	
					PISHIN	4	2-Aug	16-Sep	
				KHYBER PAKHTUNKHWA	QUETTA	11	12-Feb	20-Nov	
					DIKHAN	1	16-Jul	16-Jul	
				PUNJAB	PESHAWAR	10	11-Jan	10-Dec	
					DERA GHAZI KHAN	1	12-May	12-May	
					FAISALABAD	2	3-Feb	2-Jul	
					LAHORE	3	5-Aug	18-Oct	
					MULTAN	2	8-Nov	8-Dec	
					RAWALPINDI	4	14-Apr	10-Dec	
				SINDH	HYDERABAD	1	5-Jan	5-Jan	
					JACOBABAD	3	4-Feb	16-Aug	
					KHIBALDIA	1	14-Jul	14-Jul	
					KHIGADAP	4	27-Jan	9-Mar	
	KHIGQBAL	2	18-Jan		15-Mar				
KHILANDHI	1	14-Dec	14-Dec						
WILD1+VDPV2	BALOCHISTAN	SUKKUR	3	12-Jan	19-Mar				
		QUETTA	3	20-Oct	12-Dec				
		QUETTA	4	20-Jun	28-Dec				
VDPV2	SINDH	HYDERABAD	1	11-Jul	11-Jul				
<b>PAK Total</b>					<b>67</b>	<b>5-Jan</b>	<b>28-Dec</b>		
<b>2016 Total</b>					<b>70</b>	<b>5-Jan</b>	<b>28-Dec</b>		
2017	AFG	WILD1	HILMAND	LASHKARGAH	1	26-Apr	26-Apr		
				KANDAHAR	2	26-Jan	9-Mar		
				NANGARHAR	2	24-Jan	25-Mar		
	<b>AFG Total</b>					<b>5</b>	<b>24-Jan</b>	<b>26-Apr</b>	
	PAK	WILD1	BALOCHISTAN	KABDULLAH	KABDULLAH	8	1-Jan	1-May	
					PISHIN	4	2-Jan	3-Apr	
					QUETTA	8	1-Jan	12-May	
				ISLAMABAD	CDA	4	10-Feb	10-May	
					KHYBER PAKHTUNKHWA	PESHAWAR	3	10-Jan	10-Apr
				PUNJAB	MULTAN	1	9-Jan	9-Jan	
					RAWALPINDI	4	10-Jan	10-May	
					SINDH	KHIGADAP	5	9-Jan	10-Apr
				VDPV2	BALOCHISTAN	KHIGQBAL	3	3-Feb	8-Apr
						KHILANDHI	2	16-Mar	12-Apr
SUKKUR						1	11-Apr	11-Apr	
PISHIN	1	2-May	2-May						
<b>PAK Total</b>				QUETTA	2	3-Apr	1-May		
					<b>46</b>	<b>1-Jan</b>	<b>12-May</b>		
<b>2017 Total</b>					<b>51</b>	<b>1-Jan</b>	<b>12-May</b>		



**Figure 1: Non Polio AFP Rate and Wild Virus in EMR 01/01/2017 - 28/05/2017**



**Figure 2: Percent of AFP cases with Adequate Samples & Compatible Cases in EMR 01/01/2017 - 28/05/2017**



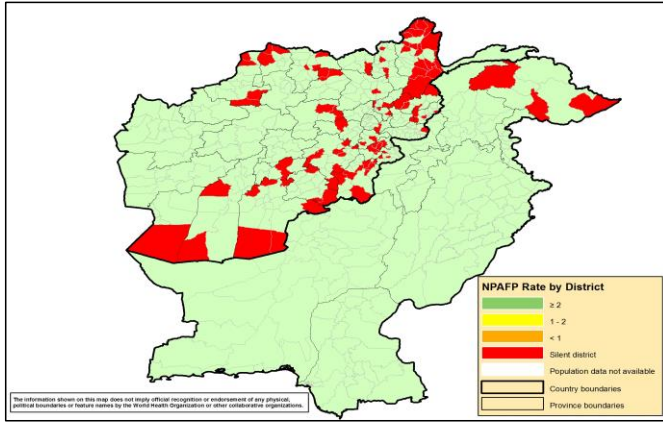
**Table 8: Wild polio cases by country and date of onset of paralysis in EMR, 2016 - 2017**

Year	COUNTRY	P1		
		Count	First Case	Last Case
2016	AFG	13	23-01-16	16-12-16
	PAK	20	17-01-16	22-12-16
2016 Total		33	17-01-16	22-12-16
2017	AFG	3	13-01-17	21-02-17
	PAK	2	28-01-17	13-02-17
2017 Total		5	13-01-17	21-02-17

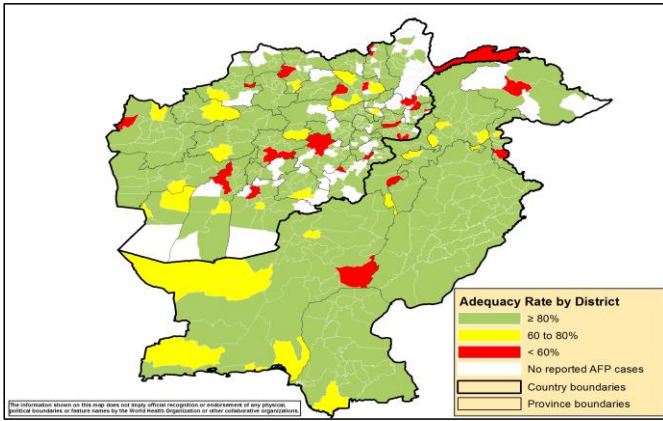
Last reported wild Polio P3 from Pakistan with date of onset 18/04/2012



**Figure 3: Non Polio AFP rate by District in Afghanistan & Pakistan 01/01/2017 - 28/05/2017**

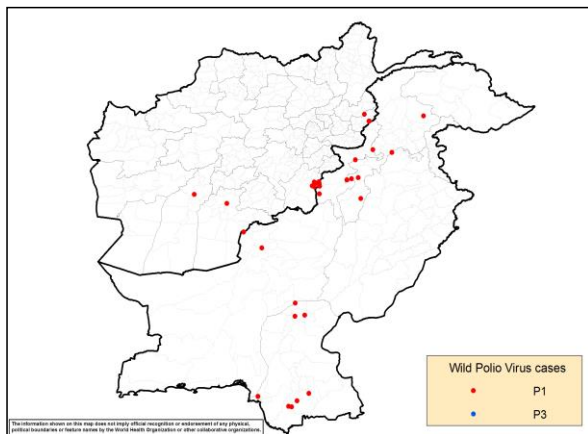


**Figure 4: Percent of AFP cases with Adequate Samples in Afghanistan & Pakistan by District 01/01/2017 - 28/05/2017**

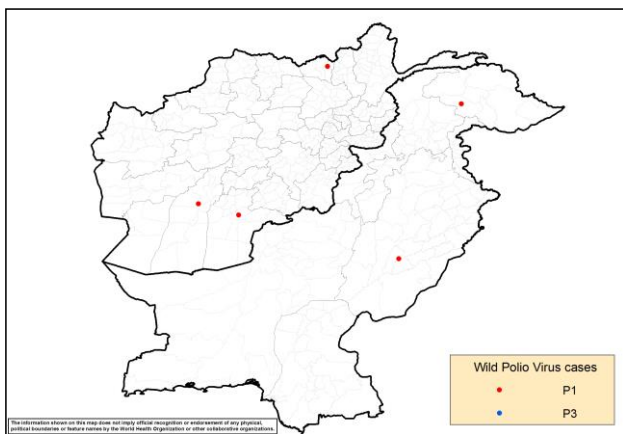


**Figure 5: Wild Virus Cases by Type & District in Afghanistan & Pakistan**

**5a: 01/01/2016 - 31/12/2016**



**5b: 01/01/2017 - 28/05/2017**





**Table 9: Wild Polio cases by district and date of onset of paralysis, Afghanistan 2016-2017**

ONSETYR	PROVINCE	DISTRICT	Count	First case	Last case
2016	PAKTIKA	BERMEL	7	02-08-16	16-12-16
	KUNAR	SHIGAL WA SHEL TAN	4	01-02-16	29-05-16
	KANDAHAR	SHAHWALIKOT	1	04-04-16	04-04-16
	HILMAND	NAWZAD	1	23-01-16	23-01-16
2016 Total			13	23-01-16	16-12-16
2017	KUNDUZ	DASHT-E-ARCHI	1	21-02-17	21-02-17
	HILMAND	NAHR-E-SARAJ	1	21-01-17	21-01-17
	KANDAHAR	KANDAHAR	1	13-01-17	13-01-17
2017 Total			3	13-01-17	21-02-17

**Table 10: Wild Polio cases by district and date of onset of paralysis, Pakistan 2016-2017**

ONSETYR	PROVINCE	DISTRICT	Count	First case	Last case
2016	BALOCHISTAN	KABDULAH	1	22-12-16	22-12-16
		QUETTA	1	01-02-16	01-02-16
	SINDH	SUJAWAL	2	03-09-16	03-11-16
		BADIN	2	10-10-16	16-10-16
		SHIKARPUR	2	05-03-16	12-04-16
		JACOBABAD	1	10-02-16	10-02-16
		KHIGADAP	1	17-01-16	17-01-16
		KHYBER PAKHTOON	KOHISTAN	1	03-09-16
	KHYBER PAKHTOON	DIKHAN	1	06-06-16	06-06-16
		BANNU	3	22-03-16	26-04-16
		PESHAWAR	1	12-02-16	12-02-16
		HANGU	1	09-02-16	09-02-16
		NOWSHERA	1	22-01-16	22-01-16
	FATA	WAZIR-S	2	18-06-16	27-07-16
2016 Total			20	17-01-16	22-12-16
2017	GILGIT BALTISTAN	DIAMIR	1	13-02-17	13-02-17
	PUNJAB	LODHRAN	1	28-01-17	28-01-17
2017 Total			2	28-01-17	13-02-17

**Table 11: Circulating VDPV cases and date of onset of paralysis in EMR countries by districts 2016 - 2017**

Year	COUNTRY	PROVINCE	DISTRICT	cVDPV2		
				Count	First Case	Last Case
2016	PAK	BALOCHISTAN	QUETTA	1	17-12-16	17-12-16
	PAK Total			1	17-12-16	17-12-16
2016 Total				1	17-12-16	17-12-16





