



AFP SURVEILLANCE

18-Apr-16

Week 15, ending 17 April 2016

Number 915

Table 1: Acute Flaccid Paralysis (AFP) cases by week of onset

Country	Reported AFP cases by week of onset - Week (15/16) / Ending on : 17/04/2016														
	Total AFP 2014	Total AFP 2015	Total AFP to date, 2016	W04 31 Jan 16	W05 07 Feb 16	W06 14 Feb 16	W07 21 Feb 16	W08 28 Feb 16	W09 06 Mar 16	W10 13 Mar 16	W11 20 Mar 16	W12 27 Mar 16	W13 03 Apr 16	W14 10 Apr 16	W15 17 Apr 16
Afghanistan	2421	2738	771	47	49	67	61	50	45	55	42	48	42	36	7
Bahrain	16	19	10	0	2	1	0	0	0	2	0	1	1	1	0
Djibouti	3	3	1	1	0	0	0	0	0	0	0	0	0	0	0
Egypt	1000	1046	305	17	19	14	16	29	25	23	29	18	18	18	4
Iran	753	780	199	14	17	17	17	19	13	11	8	5	7	1	
Iraq	590	520	197	12	22	12	11	15	11	10	16	13	5		
Jordan ****	62	90	20	0	0	3	1	0	0	2	3	1	3	1	
Kuwait	32	32	12	0	0	3	3	1	1	1	2	0	0	0	0
Lebanon ****	50	113	31	3	1	1	4	2	1	3	1	3	3	4	
Libya	43	54	13	0	1	0	2	1	0	3	1	2	0	0	
Morocco	103	78	15	1	2	1	0	2	2	3	0	0			
Oman	34	39	12	1	1	1	0	1	1	0	0	0	1	0	0
Pakistan	5370	5812	1389	100	95	112	101	105	113	85	91	73	46	21	1
Palestine ****	21	38	20	1	0	4	2	1	3	1	2	0	1	0	0
Qatar	7	11	2	0	0	0	0	0	0	0	0	0	1	1	0
Saudi Arabia	227	254	65	5	6	1	7	8	6	4	2	7	6	0	0
Somalia	420	281	79	6	4	4	6	9	6	8	3	10	9	1	
Sudan	442	436	122	9	7	11	10	12	7	8	18	5	9	4	1
Syria ****	306	235	88	6	8	7	7	9	13	7	4	2	5	2	1
Tunisia	44	64	20	0	3	1	3	2	4	1	0	0	0	0	
U.A.E	25	31	15	0	0	1	1	1	3	1	1	1	0	0	0
Yemen	578	537	198	13	22	14	17	10	5	17	10	9	11	4	
Total EMR	12547	13211	3584	236	259	275	269	277	259	245	233	198	168	94	14

□ No data = No report received

Table 2: Confirmed polio cases by month of onset

Country	Total year 2014	Total year 2015	17/04		Confirmed polio cases by month of onset											
			2015	2016	May 2015	June 2015	July 2015	August 2015	September 2015	October 2015	November 2015	December 2015	January 2016	February 2016	March 2016	April 2016
Afghanistan	28	20	1	3	1	2	1	3	3	4	2	1	1	1	1	
Bahrain	0	0	0	0	0	0	0	0	0	0	0	0	0	0	0	
Djibouti	0	0	0	0	0	0	0	0	0	0	0	0	0	0	0	
Egypt	0	0	0	0	0	0	0	0	0	0	0	0	0	0	0	
Iran	0	0	0	0	0	0	0	0	0	0	0	0	0	0	0	
Iraq	2	0	0	0	0	0	0	0	0	0	0	0	0	0	0	
Jordan ****	0	0	0	0	0	0	0	0	0	0	0	0	0	0	0	
Kuwait	0	0	0	0	0	0	0	0	0	0	0	0	0	0	0	
Lebanon ****	0	0	0	0	0	0	0	0	0	0	0	0	0	0	0	
Libya	0	0	0	0	0	0	0	0	0	0	0	0	0	0	0	
Morocco	0	0	0	0	0	0	0	0	0	0	0	0	0	0	0	
Oman	0	0	0	0	0	0	0	0	0	0	0	0	0	0	0	
Pakistan	306	54	22	8	2	4	0	5	4	4	9	3	2	4	2	
Palestine ****	0	0	0	0	0	0	0	0	0	0	0	0	0	0	0	
Qatar	0	0	0	0	0	0	0	0	0	0	0	0	0	0	0	
Saudi Arabia	0	0	0	0	0	0	0	0	0	0	0	0	0	0	0	
Somalia	5	0	0	0	0	0	0	0	0	0	0	0	0	0	0	
Sudan	0	0	0	0	0	0	0	0	0	0	0	0	0	0	0	
Syria ****	1	0	0	0	0	0	0	0	0	0	0	0	0	0	0	
Tunisia	0	0	0	0	0	0	0	0	0	0	0	0	0	0	0	
U.A.E	0	0	0	0	0	0	0	0	0	0	0	0	0	0	0	
Yemen	0	0	0	0	0	0	0	0	0	0	0	0	0	0	0	
Total EMR	342	74	23	11	3	6	1	8	7	8	11	4	3	5	3	0

**** UNRWA cases are included with those of country of residence



Table 3: Investigation of AFP cases with paralysis onset in 2015 & 2016 up to Week (15/16) / Ending on : 17/04/2016

COUNTRY	2015											2016											Latest line List Date		
	AFP									Specimen	Wild cases ****		AFP									Specimen		Wild cases ****	
	Total AFP cases onset 2015	Case classification					Non polio AFP rate **	AFP cases pending classification > 90 days from onset of paralysis	AFP cases pending classification and lab > 90 days from onset of paralysis		% with *** adequate specimens	Wild P1 Poliovirus	Wild P3 Poliovirus	Total AFP cases onset 2016	Case classification					Annualized Non polio AFP rate **	AFP cases pending classification > 90 days from onset of paralysis			AFP cases pending classification and lab > 90 days from onset of paralysis	% with *** adequate specimens
		Total Confirmed Cases *	Polio Compatible	Pending Classification	Discarded (non polio AFP)	VDPV				Total Confirmed Cases *					Polio Compatible	Pending Classification	Discarded (non polio AFP)	VDPV							
Afghanistan	2738	20	3	2	2713	0	13.8	2	0	93.0	20	0	771	3	0	169	599	0	13.1	9	0	92.0	3	0	17/04/2016
Bahrain	19	0	0	0	19	0	7.0	0	0	94.7	0	0	10	0	0	5	5	0	12.5	0	0	100.0	0	0	17/04/2016
Djibouti	3	0	0	3	0	0	1.0	3	2	66.7	0	0	1	0	0	1	0	0	1.1	0	0	100.0	0	0	17/04/2016
Egypt	1046	0	0	0	1045	1	3.0	0	0	94.2	0	0	305	0	0	81	224	0	2.9	3	0	88.5	0	0	13/04/2016
Iran	780	0	0	0	779	1	4.3	0	0	96.9	0	0	199	0	0	13	186	0	3.6	0	0	95.0	0	0	16/04/2016
Iraq	520	0	0	0	518	2	3.6	0	0	81.9	0	0	197	0	0	56	141	1	4.6	7	1	79.7	0	0	09/04/2016
Jordan	90	0	0	0	90	0	3.2	0	0	96.7	0	0	20	0	0	15	5	0	2.4	0	0	95.0	0	0	14/04/2016
Kuwait	32	0	0	0	32	0	3.7	0	0	96.9	0	0	12	0	0	1	11	0	4.6	0	0	91.7	0	0	17/04/2016
Lebanon	113	0	0	1	112	0	5.2	1	0	84.1	0	0	31	0	0	16	15	0	4.7	1	0	74.2	0	0	16/04/2016
Libya	54	0	0	0	54	0	2.6	0	0	94.4	0	0	13	0	0	4	9	0	2.1	0	0	92.3	0	0	16/04/2016
Morocco	78	0	0	18	60	0	0.8	18	1	57.7	0	0	15	0	0	10	5	0	0.5	1	0	60.0	0	0	28/03/2016
Oman	39	0	0	0	39	0	4.5	0	0	97.4	0	0	12	0	0	2	10	0	4.7	0	0	100.0	0	0	17/04/2016
Pakistan	5812	54	8	53	5693	4	7.4	53	6	87.3	54	0	1389	8	0	211	1170	0	6.0	23	4	90.8	8	0	16/04/2016
Palestine	38	0	0	0	38	0	2.2	0	0	92.1	0	0	20	0	0	14	6	0	3.6	1	0	95.0	0	0	17/04/2016
Qatar	11	0	0	0	11	0	3.7	0	0	100.0	0	0	2	0	0	2	0	0	2.3	0	0	100.0	0	0	17/04/2016
Saudi Arabia	254	0	0	0	254	0	2.7	0	0	98.0	0	0	65	0	0	65	0	0	2.3	6	6	100.0	0	0	17/04/2016
Somalia	281	0	1	6	274	0	4.9	6	3	96.1	0	0	79	0	0	32	47	0	4.6	0	0	100.0	0	0	15/04/2016
Sudan	436	0	0	0	436	0	2.6	0	0	97.2	0	0	122	0	0	17	105	0	2.4	0	0	100.0	0	0	17/04/2016
Syria	235	0	0	0	235	0	3.0	0	0	90.2	0	0	88	0	0	16	72	0	3.8	0	0	89.8	0	0	16/04/2016
Tunisia	64	0	0	0	64	0	2.4	0	0	85.9	0	0	20	0	0	1	19	0	2.6	1	1	90.0	0	0	15/04/2016
U.A.E	31	0	0	0	31	0	3.0	0	0	90.3	0	0	15	0	0	4	11	0	5.0	0	0	100.0	0	0	17/04/2016
Yemen	537	0	0	33	504	0	4.1	33	23	90.7	0	0	198	0	0	162	36	0	5.2	47	43	94.4	0	0	16/04/2016
EMR	13211	74	12	116	13001	8	5.4	116	35	90.2	74	0	3584	11	0	897	2676	1	4.9	99	55	91.2	11	0	
2014	12546	342	59	0	12116	30	4.9	0	0	90.7	342	0													

* Confirmed polio cases refer to wild isolation from AFP cases or from contacts of negative index AFP cases

** Non-polio AFP per 100,000 children <15 years

*** Adequate here refers to two stool specimens collected at least 24 hours apart, within 14 days of paralysis onset

**** AFP cases co infected with P1 and P3 are counted separately as wild isolates



World Health Organization – Regional Office for Eastern Mediterranean

AFP SURVEILLANCE

Week 15, ending 17 April 2016

18-Apr-16

Number 915

Table 4: Investigation of contacts of AFP cases with paralysis onset in 2016 up to Week (15/16) / Ending on : (17/04/2016)

Country	No. of AFP cases	No. of eligible AFP cases for contact sampling*	% of eligible AFP cases with contact samplings	% of eligible AFP cases with 3+ contacts	Total number of Contacts*	% of contacts under 5 years	% of contacts with specimens collected within 7 days of notification of index	% Contact specimens in lab within 3 days of collection	% Contact specimens positive for NPEV	% Contact specimens positive for Sabin like virus	No. of contacts positive for wild virus	% of wild polio virus isolation from contacts	No. of Contacts positive for VDPVs	No. of -ve index AFP cases identified positive by contact	No. of district identified infected from contacts
Afghanistan	771	62	82.3	82.3	311	94.5	63.7	33.9	18.0	11.0	1	0.4		1	1
Bahrain	10	0			0						0			0	0
Djibouti	1	0			0						0			0	0
Egypt	305	41	41.5	41.5	72	69.4	62.5	100.0	15.0	13.3	0	0.0		0	0
Iran	199	11	27.3	27.3	21	85.7	0.0	85.7	4.8	0.0	0	0.0		0	0
Iraq	197	40	72.5	62.5	274	64.6	15.3	92.9	16.2	1.5	0	0.0		0	0
Jordan	20	1	0.0	0.0	0						0			0	0
Kuwait	12	1	100.0	100.0	17	41.2	47.1	100.0	0.0	0.0	0	0.0		0	0
Lebanon	31	8	12.5	12.5	3	100.0	0.0				0			0	0
Libya	13	1	0.0	0.0	0						0			0	0
Morocco	15	6	16.7	16.7	4	100.0	100.0				0			0	0
Oman	12	0			11	81.8	100.0	81.8	0.0	0.0	0	0.0		0	0
Pakistan	1389	128	79.7	77.3	382	89.0	55.2	68.4	14.8	9.0	2	0.6		0	0
Palestine	20	1	0.0	0.0	0						0			0	0
Qatar	2	0			0						0			0	0
Saudi Arabia	65	0			0						0			0	0
Somalia	79	0			229	93.0	100.0	42.1	13.6	8.6	0	0.0		0	0
Sudan	122	0			44	72.7	63.6	0.0	0.0	0.0	0	0.0		0	0
Syria	88	9	44.4	22.2	189	29.6	87.8	65.4	1.2	0.0	0	0.0		0	0
Tunisia	20	2	50.0	0.0	5	0.0	60.0	100.0	0.0	0.0	0	0.0		0	0
U.A.E.	15	0			0						0			0	0
Yemen	198	11	90.9	63.6	465	59.6	78.9	0.0	19.0	3.0	0	0.0		0	0
Grand Total 2016	3584	322	68.3	64.3	2027	73.0	64.7	58.3	13.6	6.5	3	0.2		1	1
Grand Total 2015	13211	1306	79.7	74.0	7617	73.8	62.4	45.2	17.5	4.9	11	0.1	2	5	3

* Eligible refers to AFP cases with inadequate stool specimens

** Total number of contacts from eligible AFP cases and from other AFP cases as per with country criteria for contact sampling

Last wild contacts in EMRO, 01/01/2015 - 17/04/2016

Year	Country	Data	Date of Most Recent stool collection
		Count of wild contacts	
2015	Afghanistan	9	13/01/16
	Pakistan	2	27/07/15
2015 Total		11	13/01/16
2016	Pakistan	2	13/03/16
	Afghanistan	1	01/03/16
2016 Total		3	13/03/16

Number and distribution by district of -ve index AFP cases identified as wild positive by contact in EMR, 2015-2016

Year	COUNTRY	PROVINCE	DISTRICT	Count	First case	Last case
2015	AFG	FARAH	GULESTAN	1	23/04/2015	23/04/2015
			BAKWA	1	21/04/2015	21/04/2015
		KANDAHAR	SHAHWALIKOT	1	20/12/2015	20/12/2015
	AFG Total			3	21/04/2015	20/12/2015
	PAK	KHYBER PAKHTOON	PESHAWAR	1	08/06/2015	08/06/2015
TANK			1	25/01/2015	25/01/2015	
PAK Total			2	25/01/2015	08/06/2015	
2015 Total				5	25/01/2015	20/12/2015
2016	AFG	HILMAND	NAWZAD	1	23/01/2016	23/01/2016
			AFG Total			1
2016 Total				1	23/01/2016	23/01/2016



Table 5: Laboratory investigation of AFP cases with paralysis onset in 2016 up to Week (15/16) / Ending on : (17/04/2016)

Country	Polio laboratories Sequencing performed by CDC and RIVM laboratories	AFP cases with specimens	Preliminary virus isolation results of AFP cases						Poliovirus intratypic differentiation results #									Indicators				Latest report Date				
			Referred for ITD		NPEV only	Negative	Pending		Type 1			Type 2			Type 3			Discordant pending sequence	NPEV by PCR	Non-EV	Pending ITD		% specimens positive for NPEV*	% AFP cases with culture results within 14 days	% AFP cases with ITD results within 7 days	% AFP cases with ITD results within 45 days of onset**
			L20B+	L20B+/NPEV			received < / = 14 days	received > 14 days ago	Wild	Sabin	VDPV	Wild	Sabin	VDPV	Wild	Sabin	VDPV									
Afghanistan	RRL Pakistan	735	68	8	110	466	83		2	40			14			44		1			15%	100%	96%	97%	09/04/2016	
Bahrain	PNL Oman	5				5															0%	100%		100%	11/04/2016	
Djibouti	NPL Kenya	1			1																100%			100%	17/04/2016	
Egypt***	RRL Egypt	278	17	1	30	186	13	31		5		6			10		1	2		10%	100%	100%	100%	07/04/2016		
Iran	NPL Iran	218	5		5	189	17	2		4					2					2%	99%	100%	100%	16/04/2016		
Iraq	RRL Egypt	216	9		8	162	30	7		1		6	1		4					10%	100%	100%	89%	14/04/2016		
Jordan	RRL Tunisia	22			1	16	5			1					1					7%	100%	100%	100%	17/04/2016		
Kuwait	RRL Kuwait	20	1			16	3												1	0%	100%		94%	17/04/2016		
Lebanon	NPL Jordan	28	2		2	20	4													6%	100%			17/04/2016		
Libya	RRL Tunisia	13				10	3													0%	100%		90%	15/04/2016		
Morocco	RRL Tunisia	18	1			13	3	1										1		12%	93%		92%	15/04/2016		
Oman	NPL Oman	13			3	8	2													12%	100%		100%	11/04/2016		
Pakistan	RRL Pakistan	1514	130	5	226	994	157	2	8	64		28			65				1	14%	100%	100%	99%	16/04/2016		
Palestine & UNRWA		20			1	18		1												5%	42%		100%	17/04/2016		
Qatar	NPL Oman																								11/04/2016	
Saudi Arabia	NPL Oman	61				46		16							1					1%	100%	100%	100%	17/04/2015		
Somalia	NPL Kenya	79		6	5	38	8	22		3		4			3			2		22%	10%		98%	15/04/2016		
Sudan	RRL Egypt	104			4	66		34												6%	100%			10/04/2016		
Syria	RRL Egypt	95	4		1	83	3	4												1%	100%			14/04/2016		
Tunisia	RRL Tunisia	28			1	25	2													3%	100%		100%	15/04/2016		
U.A.E	NPL Oman	14			1	10	3													9%	100%		100%	11/04/2016		
Yemen	NPL Kenya	238	4	1	24	51	13	145		2					2			1		22%	38%	100%	69%	16/04/2016		
Total EMR 2016		3720	241	21	423	2422	349	265	10	120		58	1	132		1	1	3	5	12%	97%	99%	98%			
Total EMR 2015		12988	739	97	2312	9785	1	51	69	361		188	9	415		4	31	10	1	16%	92%	99%	94%			

* Specimens from all sources including non-AFP cases, excluding environmental samples

** This indicator reflects surveillance and laboratory activities



Table 6 (a): Environmental isolate by year and type "EGYPT"

Result	2010	2011	2012	2013	2014	2015	2016
Negative	183	178	196	304	410	412	70
Pending							25
Wild			2				
VDPVP2			7	3	2	3	
VDPVP1			1		1		
Total	183	178	206	307	413	415	95

Table 6 (b): Environmental Wild/VDPV isolate by site "EGYPT"

YEAR	Province	Site	Count	First date	Last Date
2015	VDPVP2	CAIRO	1	16/06/2015	16/06/2015
		GIZA	1	04/02/2015	04/02/2015
		HURGADA	1	26/05/2015	26/05/2015
VDPVP2 Total			3	04/02/2015	16/06/2015

Table 7 (a): Environmental isolate by year and type "AFGHANISTAN/PAKISTAN"

COUNTRY1	Status	2009	2010	2011	2012	2013	2014	2015	2016
AFG	Negative					9	78	127	42
	Pending							1	1
	Wild							17	20
AFG Total						9	95	148	43
PAK	Negative	27	77	68	150	256	236	347	113
	Pending							1	26
	Wild	18	79	136	89	64	125	79	17
	Wild & VDPV2					2	6	5	
	VDPV2						4	8	
PAK Total		45	156	204	239	322	372	439	156

Table 7 (b): Environmental Wild/VDPV isolate by site "AFGHANISTAN/PAKISTAN"

Year	COUNTRY	Status	SITEDIST	SITENAME	Count	Wild	First date	Last date			
2015	AFG	Wild	KABUL	KARTI MAW	1		27/12/2015	27/12/2015			
			JALALABAD	SANGI QALA	2		23/11/2015	27/12/2015			
			LASHKARGAH	RADOR BRIDGE	2		22/02/2015	21/09/2015			
			ASADABAD	BOLAN BRIDGE	3		25/01/2015	25/10/2015			
			BEHSUD	RADIO MAHALLIE	4		22/02/2015	25/11/2015			
			NAHR-E-SARAJ	MANDACCOOL	1		25/10/2015	25/10/2015			
			HADA FARM	HADA FARM	1		25/10/2015	25/10/2015			
			ZARAT BAGH	ZARAT BAGH	2		24/01/2015	19/09/2015			
			BARAN SARAI	BARAN SARAI	1		19/09/2015	19/09/2015			
			KHANDAK	KHANDAK	2		04/01/2015	26/08/2015			
			RAROBAT	RAROBAT	1		26/01/2015	26/01/2015			
			AFG Total					20		04/01/2015	27/12/2015
			2015	PAK	Wild	KHI.GADAP TOWN		2		06/01/2015	04/02/2015
						SOHRAB GOTH		5		17/08/2015	22/12/2015
						MACHAR COLONY		6		11/05/2015	12/11/2015
						KHAMISO GOTH		3		20/01/2015	17/11/2015
						CHAKORA NULLA		2		13/01/2015	05/05/2015
RASHID MINHAS RD LAY		4					02/03/2015	14/12/2015			
RAWALPINDI		1					10/10/2015	10/10/2015			
DHOKE DALLAL		4					10/03/2015	14/12/2015			
LARA MA		3					03/01/2015	24/08/2015			
SHAHEEN TOWN		8					10/01/2015	11/12/2015			
TULSIDAS PUMPING STATION		2					03/02/2015	03/12/2015			
SADDAR PUMPING STATION		5					08/01/2015	04/11/2015			
JAM-E-SALFIA		2					12/01/2015	12/10/2015			
JATAK KILLI & TAKHTHANI BY PASS		6					28/01/2015	28/10/2015			
SUR PUL		4					20/01/2015	20/09/2015			
MULTAN ROAD STATION		2					19/02/2015	19/06/2015			
OUTFALL STATION-F		1					12/10/2015	12/10/2015			
OUTFALL STATION-G		1					12/01/2015	12/01/2015			
MAKKA PUMPING STATION		2					06/01/2015	04/02/2015			
MIANI PUMPING STATION		4					05/02/2015	11/09/2015			
ALI TOWN		1					18/08/2015	18/08/2015			
KOTLA ABDUL FATAH		2					28/07/2015	31/08/2015			
SURAJ MIANI		1					08/04/2015	08/04/2015			
SABZI MANDI		2		12/01/2015	17/08/2015						
MODC DRAIN		2		04/03/2015	04/08/2015						
ZAFAR ABAD DRAIN		1		05/05/2015	05/05/2015						
ARMY KAZIBA		2		01/03/2015	01/06/2015						
HADI PACKET		1		15/01/2015	15/01/2015						
Wild & VDPV2		QUETTA	JAM-E-SALFIA	2		12/09/2015	12/12/2015				
		QUETTA	JATAK KILLI & TAKHTHANI BY PASS	1		28/03/2015	28/03/2015				
		PESHAWAR	LARA MA	1		26/02/2015	26/02/2015				
		KHI.GADAP TOWN	SOHRAB GOTH	1		22/01/2015	22/01/2015				
		VDPV2	KHI.GULSHAN-E-IQBAL TOWN	2		08/06/2015	07/07/2015				
		LAHORE	OUTFALL STATION-G	1		13/04/2015	13/04/2015				
		KHI.GADAP TOWN	SOHRAB GOTH	2		23/02/2015	18/03/2015				
		LAHORE	MACHAR COLONY	3		14/01/2015	16/03/2015				
PAK Total					92		03/01/2015	22/12/2015			
2016	PAK	Wild	SUKKUR		2		12/01/2016	19/03/2016			
			KHI.GADAP TOWN		1		27/01/2016	27/01/2016			
			MACHAR COLONY		2		08/02/2016	09/03/2016			
			KHAMISO GOTH		1		09/02/2016	09/02/2016			
			SHAHEEN TOWN		3		11/01/2016	02/03/2016			
			JAM-E-SALFIA		2		12/02/2016	12/02/2016			
			SADDAR PUMPING STATION		1		04/02/2016	04/02/2016			
			PUMPING STATION 3 ACHIKAIRA		2		03/02/2016	03/02/2016			
			RASHID MINHAS RD LAY		1		18/01/2016	18/01/2016			
			HADI PACKET		1		15/01/2016	15/01/2016			
			TULSIDAS PUMPING STATION		1		05/01/2016	05/01/2016			
			PAK Total					17		05/01/2016	19/03/2016
			Grand Total					129		03/01/2015	19/03/2016



Figure 1: Non Polio AFP Rate and Wild Virus in EMR 01/01/2016 - 17/04/2016

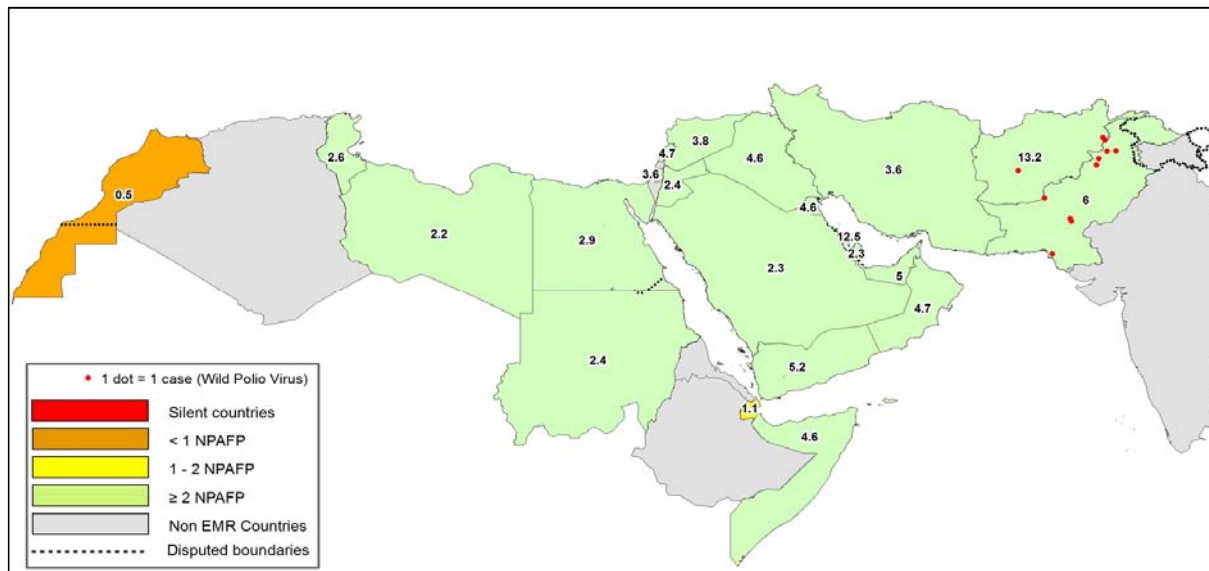


Figure 2: Percent of AFP cases with Adequate Samples & Compatible Cases in EMR 01/01/2016 - 17/04/2016

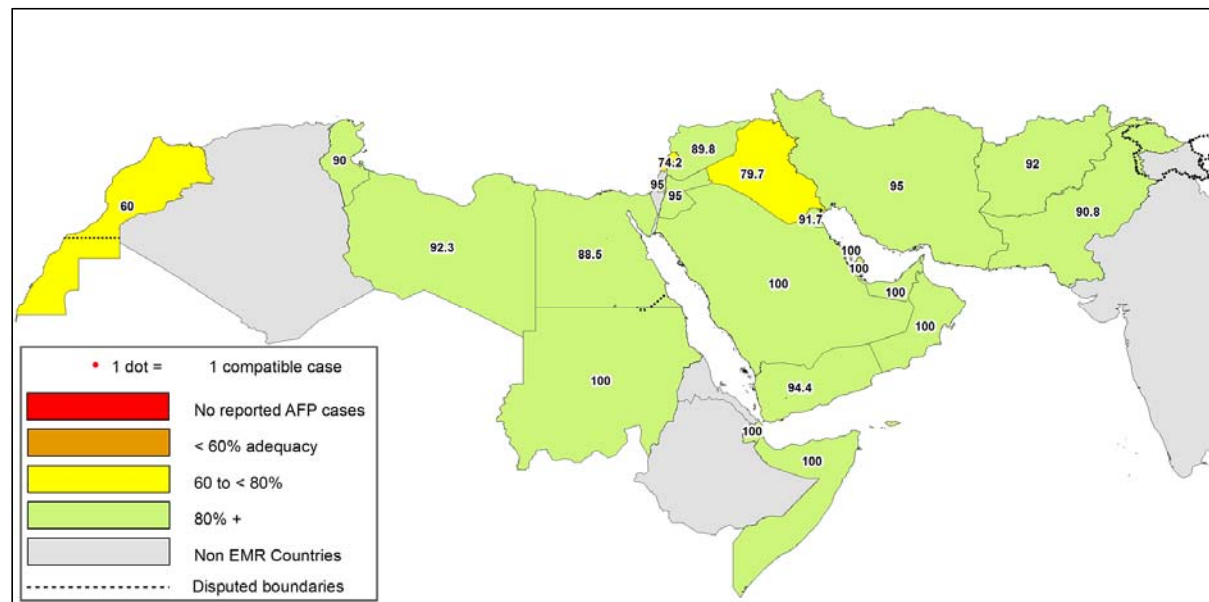


Table 8: Wild polio cases by country and date of onset of paralysis in EMR, 2015-2016

Year	COUNTRY	Count	First Case	Last Case
2015	PAK	54	03/01/2015	31/12/2015
	AFG	20	21/01/2015	20/12/2015
2015 Total		74	03/01/2015	31/12/2015
2016	AFG	3	23/01/2016	27/03/2016
	PAK	8	17/01/2016	22/03/2016
2016 Total		11	17/01/2016	27/03/2016

Last reported wild Polio P3 from Pakistan with date of onset 18/04/2012



Figure 3: Non Polio AFP rate by District in Afghanistan & Pakistan 01/01/2016 - 17/04/2016

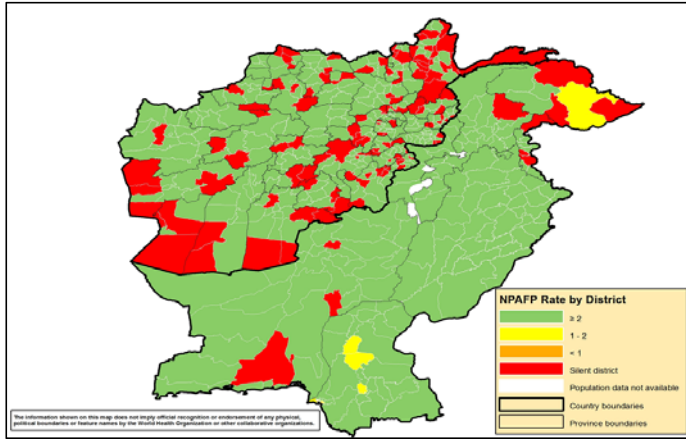


Figure 4: Percent of AFP cases with Adequate Samples in Afghanistan & Pakistan by District 01/01/2016 - 17/04/2016

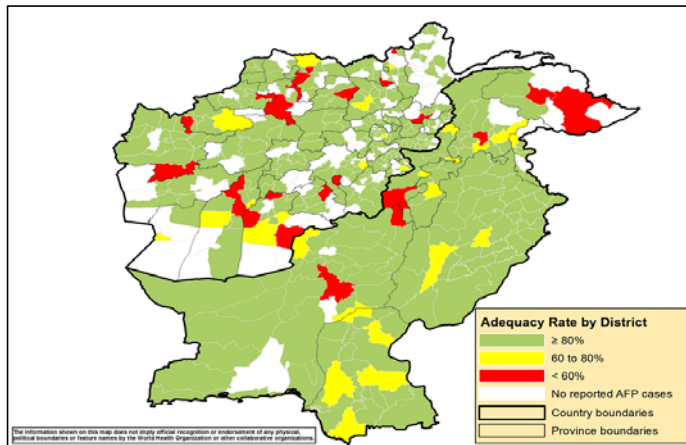
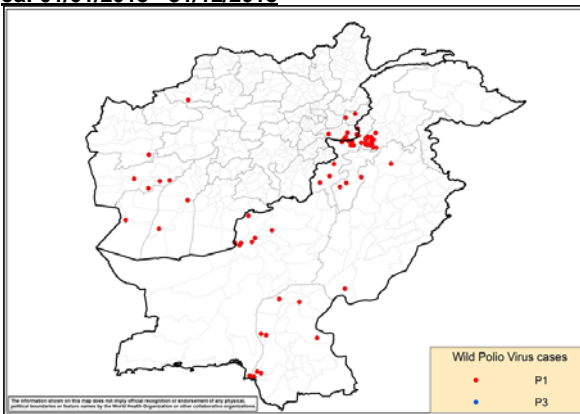


Figure 5: Wild Virus Cases by Type & District in Afghanistan & Pakistan

5a: 01/01/2015 - 31/12/2015



5b: 01/01/2016 - 17/04/2016

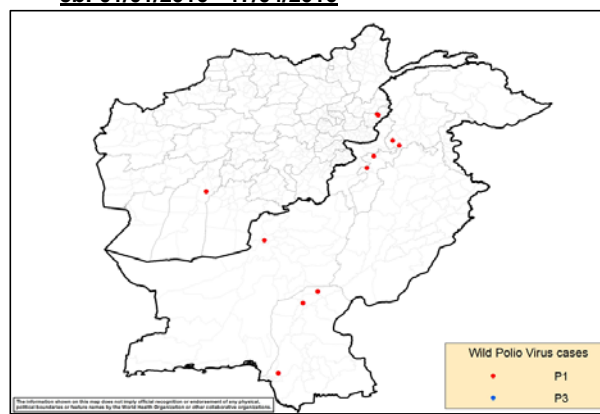




Table 9: Wild Polio cases by district and date of onset of paralysis, Afghanistan 2015-2016

ONSETYR	PROVINCE	DISTRICT	Count	First case	Last case
2015	KANDAHAR	SHAHWALIKOT	1	20/12/2015	20/12/2015
		KUNAR	1	19/11/2015	19/11/2015
	NANGARHAR	DARA-E-PECH	1	03/11/2015	03/11/2015
		LALPUR	1	27/10/2015	27/10/2015
		MUHMAND DARA	1	14/10/2015	14/10/2015
		SHERZAD	1	06/09/2015	06/09/2015
		BATIKOT	1	04/09/2015	04/09/2015
	FARYAB	ACHIN	4	14/07/2015	01/09/2015
		QAYSAR	1	22/10/2015	22/10/2015
	HILMAND	NAHR-E-SARAJ	1	20/10/2015	20/10/2015
		REG	1	21/01/2015	21/01/2015
	NIMROZ	ZARANJ	1	07/08/2015	07/08/2015
	HIRAT	SHINDAND	1	27/06/2015	27/06/2015
	FARAH	BALABULUK	1	07/06/2015	07/06/2015
		GULESTAN	2	23/04/2015	05/05/2015
BAKWA		1	21/04/2015	21/04/2015	
2015 Total			20	21/01/2015	20/12/2015
2016	KUNAR	SHIGAL WA SHEL TAN	2	01/02/2016	27/03/2016
	HILMAND	NAWZAD	1	23/01/2016	23/01/2016
2016 Total			3	23/01/2016	27/03/2016

Table 10: Wild Polio cases by district and date of onset of paralysis, Pakistan 2015-2016

ONSETYR	PROVINCE	DISTRICT	Count	First case	Last case	
2015	KHYBER PAKHTOON	PESHAWAR	12	17/01/2015	31/12/2015	
		CHARSADA	1	20/04/2015	20/04/2015	
		TANK	2	03/01/2015	25/01/2015	
		LAKKIMRWT	1	07/01/2015	07/01/2015	
		NOWSHERA	1	05/01/2015	05/01/2015	
	PUNJAB	RYKHAN	1	02/12/2015	02/12/2015	
		CHAKWAL	1	11/09/2015	11/09/2015	
	SINDH	KHIBALDIA	2	11/11/2015	21/11/2015	
		KHIGQBAL	1	18/11/2015	18/11/2015	
		KHAIRPUR	1	02/11/2015	02/11/2015	
		KHIGADAP	2	10/10/2015	02/11/2015	
		KHIKAMARI	1	01/11/2015	01/11/2015	
		KHIGULBERG	1	14/09/2015	14/09/2015	
		DADU	2	10/02/2015	19/02/2015	
		SUKKUR	1	13/02/2015	13/02/2015	
		KAMBAR	1	04/01/2015	04/01/2015	
		BALOCHISTAN	QUETTA	5	20/02/2015	20/11/2015
			LORALAI	1	09/02/2015	09/02/2015
	KABDULAH		1	03/02/2015	03/02/2015	
	FATA	KHYBER	11	05/01/2015	14/11/2015	
		FR PESHAWAR	2	14/09/2015	22/10/2015	
		WAZIR-S	2	07/01/2015	24/05/2015	
		WAZIR-N	1	06/05/2015	06/05/2015	
	2015 Total			54	03/01/2015	31/12/2015
	2016	KHYBER PAKHTOON	BANNU	1	22/03/2016	22/03/2016
			PESHAWAR	1	12/02/2016	12/02/2016
			HANGU	1	09/02/2016	09/02/2016
NOWSHERA			1	22/01/2016	22/01/2016	
SINDH		SHIKARPUR	1	05/03/2016	05/03/2016	
		JACOBABAD	1	10/02/2016	10/02/2016	
BALOCHISTAN		KHIGADAP	1	17/01/2016	17/01/2016	
	QUETTA	1	01/02/2016	01/02/2016		
2016 Total			8	17/01/2016	22/03/2016	

Table 11: Circulating VDPV cases and date of onset of paralysis in EMR countries by districts 2015 - 2016

Year	COUNTRY	PROVINCE	DISTRICT	cVDPV2		
				Count	First Case	Last Case
2015	PAK	FATA	KHYBER	1	09/02/2015	09/02/2015
		KHYBER PAKHTOON	HANGU	1	05/02/2015	05/02/2015
	PAK Total			2	05/02/2015	09/02/2015
2015 Total				2	05/02/2015	09/02/2015