



AFP SURVEILLANCE

4-Apr-16

Week 13, ending 3 April 2016

Number 913

Table 1: Acute Flaccid Paralysis (AFP) cases by week of onset

| Country | Reported AFP cases by week of onset - Week (13/16) / Ending on : 04/04/2016 | | | | | | | | | | | | | | |
|------------------|---|----------------|-------------------------|------------------|------------------|------------------|------------------|------------------|------------------|------------------|------------------|------------------|------------------|------------------|------------------|
| | Total AFP 2014 | Total AFP 2015 | Total AFP to date, 2016 | W02 17 Jan 16 | W03 24 Jan 16 | W04 31 Jan 16 | W05 07 Feb 16 | W06 14 Feb 16 | W07 21 Feb 16 | W08 28 Feb 16 | W09 06 Mar 16 | W10 13 Mar 16 | W11 20 Mar 16 | W12 27 Mar 16 | W13 03 Apr 16 |
| Afghanistan | 2421 | 2738 | 654 | 60 | 71 | 47 | 48 | 66 | 61 | 49 | 44 | 52 | 38 | 27 | |
| Bahrain | 16 | 19 | 8 | 1 | 0 | 0 | 2 | 1 | 0 | 0 | 0 | 2 | 0 | 1 | |
| Djibouti | 3 | 3 | 1 | 0 | 0 | 1 | 0 | 0 | 0 | 0 | 0 | 0 | 0 | 0 | |
| Egypt | 1000 | 1046 | 265 | 23 | 17 | 17 | 19 | 14 | 16 | 29 | 25 | 23 | 29 | 15 | 3 |
| Iran | 753 | 780 | 179 | 31 | 14 | 14 | 17 | 16 | 18 | 19 | 13 | 9 | 1 | 2 | |
| Iraq | 590 | 520 | 185 | 21 | 15 | 12 | 22 | 12 | 11 | 14 | 11 | 10 | 13 | 10 | |
| Jordan **** | 62 | 90 | 16 | 1 | 3 | 0 | 0 | 3 | 1 | 0 | 0 | 2 | 3 | 1 | |
| Kuwait | 32 | 32 | 8 | 1 | 0 | 0 | 0 | 3 | 3 | 0 | 1 | 0 | 0 | 0 | |
| Lebanon **** | 50 | 113 | 24 | 3 | 0 | 2 | 1 | 1 | 4 | 2 | 1 | 3 | 1 | 3 | 1 |
| Libya | 43 | 54 | 11 | 0 | 2 | 0 | 1 | 0 | 2 | 1 | 0 | 3 | 1 | | |
| Morocco | 103 | 78 | 15 | 0 | 2 | 1 | 2 | 1 | 0 | 2 | 2 | 3 | 0 | 0 | |
| Oman | 34 | 39 | 10 | 3 | 3 | 1 | 1 | 1 | 0 | 1 | 0 | 0 | 0 | 0 | |
| Pakistan | 5370 | 5810 | 1144 | 111 | 102 | 95 | 89 | 110 | 95 | 97 | 94 | 67 | 50 | 15 | |
| Palestine **** | 21 | 38 | 19 | 3 | 1 | 1 | 0 | 4 | 2 | 1 | 3 | 1 | 2 | 0 | |
| Qatar | 7 | 11 | 0 | 0 | 0 | 0 | 0 | 0 | 0 | 0 | 0 | 0 | 0 | 0 | |
| Saudi Arabia | 227 | 254 | 51 | 4 | 7 | 5 | 6 | 1 | 7 | 8 | 6 | 4 | 1 | 0 | |
| Somalia | 420 | 281 | 61 | 5 | 4 | 6 | 4 | 4 | 6 | 9 | 5 | 8 | 3 | 3 | |
| Sudan | 442 | 436 | 104 | 7 | 5 | 9 | 7 | 11 | 10 | 12 | 7 | 7 | 17 | 3 | |
| Syria **** | 306 | 235 | 78 | 5 | 4 | 6 | 8 | 7 | 7 | 9 | 13 | 6 | 4 | 1 | |
| Tunisia | 44 | 64 | 20 | 3 | 2 | 0 | 3 | 1 | 3 | 2 | 4 | 1 | 0 | 0 | |
| U.A.E | 25 | 31 | 15 | 1 | 2 | 0 | 0 | 1 | 1 | 1 | 3 | 1 | 1 | 1 | |
| Yemen | 578 | 537 | 167 | 15 | 19 | 13 | 22 | 14 | 17 | 10 | 5 | 14 | 6 | | |
| Total EMR | 12547 | 13209 | 3035 | 298 | 273 | 230 | 252 | 271 | 264 | 266 | 237 | 216 | 170 | 82 | 4 |

☐ No data = No report received

Table 2: Confirmed polio cases by month of onset

| Country | Total year 2014 | Total year 2015 | 03/04 | | Confirmed polio cases by month of onset | | | | | | | | | | | |
|------------------|-----------------|-----------------|-----------|----------|---|-----------|-----------|-------------|----------------|--------------|---------------|---------------|--------------|---------------|------------|------------|
| | | | 2015 | 2016 | May 2015 | June 2015 | July 2015 | August 2015 | September 2015 | October 2015 | November 2015 | December 2015 | January 2016 | February 2016 | March 2016 | April 2016 |
| Afghanistan | 28 | 20 | 1 | 2 | 1 | 2 | 1 | 3 | 3 | 4 | 2 | 1 | 1 | 1 | | |
| Bahrain | 0 | 0 | 0 | 0 | 0 | 0 | 0 | 0 | 0 | 0 | 0 | 0 | 0 | 0 | | |
| Djibouti | 0 | 0 | 0 | 0 | 0 | 0 | 0 | 0 | 0 | 0 | 0 | 0 | 0 | 0 | | |
| Egypt | 0 | 0 | 0 | 0 | 0 | 0 | 0 | 0 | 0 | 0 | 0 | 0 | 0 | 0 | | |
| Iran | 0 | 0 | 0 | 0 | 0 | 0 | 0 | 0 | 0 | 0 | 0 | 0 | 0 | 0 | | |
| Iraq | 2 | 0 | 0 | 0 | 0 | 0 | 0 | 0 | 0 | 0 | 0 | 0 | 0 | 0 | | |
| Jordan **** | 0 | 0 | 0 | 0 | 0 | 0 | 0 | 0 | 0 | 0 | 0 | 0 | 0 | 0 | | |
| Kuwait | 0 | 0 | 0 | 0 | 0 | 0 | 0 | 0 | 0 | 0 | 0 | 0 | 0 | 0 | | |
| Lebanon **** | 0 | 0 | 0 | 0 | 0 | 0 | 0 | 0 | 0 | 0 | 0 | 0 | 0 | 0 | | |
| Libya | 0 | 0 | 0 | 0 | 0 | 0 | 0 | 0 | 0 | 0 | 0 | 0 | 0 | 0 | | |
| Morocco | 0 | 0 | 0 | 0 | 0 | 0 | 0 | 0 | 0 | 0 | 0 | 0 | 0 | 0 | | |
| Oman | 0 | 0 | 0 | 0 | 0 | 0 | 0 | 0 | 0 | 0 | 0 | 0 | 0 | 0 | 0 | |
| Pakistan | 306 | 54 | 22 | 7 | 2 | 4 | 0 | 5 | 4 | 4 | 9 | 3 | 2 | 4 | 1 | |
| Palestine **** | 0 | 0 | 0 | 0 | 0 | 0 | 0 | 0 | 0 | 0 | 0 | 0 | 0 | 0 | | |
| Qatar | 0 | 0 | 0 | 0 | 0 | 0 | 0 | 0 | 0 | 0 | 0 | 0 | 0 | 0 | | |
| Saudi Arabia | 0 | 0 | 0 | 0 | 0 | 0 | 0 | 0 | 0 | 0 | 0 | 0 | 0 | 0 | | |
| Somalia | 5 | 0 | 0 | 0 | 0 | 0 | 0 | 0 | 0 | 0 | 0 | 0 | 0 | 0 | | |
| Sudan | 0 | 0 | 0 | 0 | 0 | 0 | 0 | 0 | 0 | 0 | 0 | 0 | 0 | 0 | | |
| Syria **** | 1 | 0 | 0 | 0 | 0 | 0 | 0 | 0 | 0 | 0 | 0 | 0 | 0 | 0 | | |
| Tunisia | 0 | 0 | 0 | 0 | 0 | 0 | 0 | 0 | 0 | 0 | 0 | 0 | 0 | 0 | 0 | |
| U.A.E | 0 | 0 | 0 | 0 | 0 | 0 | 0 | 0 | 0 | 0 | 0 | 0 | 0 | 0 | | |
| Yemen | 0 | 0 | 0 | 0 | 0 | 0 | 0 | 0 | 0 | 0 | 0 | 0 | 0 | 0 | | |
| Total EMR | 342 | 74 | 23 | 9 | 3 | 6 | 1 | 8 | 7 | 8 | 11 | 4 | 3 | 5 | 1 | 0 |

**** UNRWA cases are included with those of country of residence



Table 3: Investigation of AFP cases with paralysis onset in 2015 & 2016 up to Week (13/16) / Ending on : 03/04/2016)

| COUNTRY | 2015 | | | | | | | | | | | | 2016 | | | | | | | | | | | | Latest line List Date | | | | |
|--------------|----------------------------|-------------------------------|------------------|------------------------|---------------------------|------|-----------------------|--|--|-------------------------------|--------------------|--------------------|----------------------------|-------------------------------|------------------|------------------------|---------------------------|------|----------------------------------|--|--|-------------------------------|--------------------|--------------------|-----------------------|----------|--|-----------------|--|
| | AFP | | | | | | | | | | Specimen | | Wild cases **** | | AFP | | | | | | | | | | | Specimen | | Wild cases **** | |
| | Total AFP cases onset 2015 | Case classification | | | | | Non polio AFP rate ** | AFP cases pending classification > 90 days from onset of paralysis | AFP cases pending classification and lab > 90 days from onset of paralysis | % with *** adequate specimens | Wild P1 Poliovirus | Wild P3 Poliovirus | Total AFP cases onset 2016 | Case classification | | | | | Annualized Non polio AFP rate ** | AFP cases pending classification > 90 days from onset of paralysis | AFP cases pending classification and lab > 90 days from onset of paralysis | % with *** adequate specimens | Wild P1 Poliovirus | Wild P3 Poliovirus | | | | | |
| | | Total Confirmed Polio Cases * | Polio Compatible | Pending Classification | Discarded (non polio AFP) | VDPV | | | | | | | | Total Confirmed Polio Cases * | Polio Compatible | Pending Classification | Discarded (non polio AFP) | VDPV | | | | | | | | | | | |
| Afghanistan | 2738 | 20 | 3 | 15 | 2700 | 0 | 13.8 | 15 | 0 | 93.0 | 20 | 0 | 654 | 2 | 0 | 192 | 460 | 0 | 12.8 | 2 | 0 | 91.9 | 2 | 0 | 31/03/2016 | | | | |
| Bahrain | 19 | 0 | 0 | 0 | 19 | 0 | 7.0 | 0 | 0 | 94.7 | 0 | 0 | 8 | 0 | 0 | 6 | 2 | 0 | 11.5 | 0 | 0 | 100.0 | 0 | 0 | 31/03/2016 | | | | |
| Djibouti | 3 | 0 | 0 | 3 | 0 | 0 | 1.0 | 3 | 2 | 66.7 | 0 | 0 | 1 | 0 | 0 | 1 | 0 | 0 | 1.3 | 0 | 0 | 100.0 | 0 | 0 | 28/03/2016 | | | | |
| Egypt | 1046 | 0 | 0 | 0 | 1045 | 1 | 3.0 | 0 | 0 | 94.2 | 0 | 0 | 265 | 0 | 0 | 93 | 172 | 0 | 2.9 | 1 | 0 | 87.5 | 0 | 0 | 31/03/2016 | | | | |
| Iran | 780 | 0 | 0 | 0 | 779 | 1 | 4.3 | 0 | 0 | 96.9 | 0 | 0 | 179 | 0 | 0 | 11 | 168 | 0 | 3.8 | 0 | 0 | 97.2 | 0 | 0 | 02/04/2016 | | | | |
| Iraq | 520 | 0 | 0 | 0 | 518 | 2 | 3.6 | 0 | 0 | 81.9 | 0 | 0 | 185 | 0 | 0 | 51 | 134 | 1 | 4.9 | 1 | 1 | 79.5 | 0 | 0 | 02/04/2016 | | | | |
| Jordan | 90 | 0 | 0 | 1 | 89 | 0 | 3.2 | 1 | 0 | 96.7 | 0 | 0 | 16 | 0 | 0 | 11 | 5 | 0 | 2.2 | 0 | 0 | 100.0 | 0 | 0 | 31/03/2016 | | | | |
| Kuwait | 32 | 0 | 0 | 0 | 32 | 0 | 3.7 | 0 | 0 | 96.9 | 0 | 0 | 8 | 0 | 0 | 1 | 7 | 0 | 3.6 | 0 | 0 | 100.0 | 0 | 0 | 27/03/2016 | | | | |
| Lebanon | 113 | 0 | 0 | 1 | 112 | 0 | 5.2 | 1 | 0 | 84.1 | 0 | 0 | 24 | 0 | 0 | 12 | 12 | 0 | 4.2 | 0 | 0 | 62.5 | 0 | 0 | 02/04/2016 | | | | |
| Libya | 54 | 0 | 0 | 0 | 54 | 0 | 2.6 | 0 | 0 | 94.4 | 0 | 0 | 11 | 0 | 0 | 5 | 6 | 0 | 2.1 | 0 | 0 | 90.9 | 0 | 0 | 26/03/2016 | | | | |
| Morocco | 78 | 0 | 0 | 18 | 60 | 0 | 0.8 | 18 | 1 | 57.7 | 0 | 0 | 15 | 0 | 0 | 10 | 5 | 0 | 0.6 | 0 | 0 | 60.0 | 0 | 0 | 28/03/2016 | | | | |
| Oman | 39 | 0 | 0 | 0 | 39 | 0 | 4.5 | 0 | 0 | 97.4 | 0 | 0 | 10 | 0 | 0 | 1 | 9 | 0 | 4.5 | 0 | 0 | 100.0 | 0 | 0 | 31/03/2016 | | | | |
| Pakistan | 5810 | 54 | 6 | 61 | 5685 | 4 | 7.4 | 61 | 7 | 87.3 | 54 | 0 | 1144 | 7 | 0 | 204 | 933 | 0 | 5.7 | 10 | 3 | 91.7 | 7 | 0 | 02/04/2016 | | | | |
| Palestine | 38 | 0 | 0 | 0 | 38 | 0 | 2.2 | 0 | 0 | 92.1 | 0 | 0 | 19 | 0 | 0 | 15 | 4 | 0 | 3.9 | 0 | 0 | 94.7 | 0 | 0 | 31/03/2016 | | | | |
| Qatar | 11 | 0 | 0 | 0 | 11 | 0 | 3.7 | 0 | 0 | 72.7 | 0 | 0 | 0 | 0 | 0 | 0 | 0 | 0 | 0.0 | 0 | 0 | | 0 | 0 | 27/03/2016 | | | | |
| Saudi Arabia | 254 | 0 | 0 | 0 | 254 | 0 | 2.7 | 0 | 0 | 98.0 | 0 | 0 | 51 | 0 | 0 | 51 | 0 | 0 | 2.1 | 0 | 0 | 100.0 | 0 | 0 | 31/03/2016 | | | | |
| Somalia | 281 | 0 | 1 | 6 | 274 | 0 | 4.9 | 6 | 3 | 96.1 | 0 | 0 | 61 | 0 | 0 | 25 | 36 | 0 | 4.1 | 0 | 0 | 100.0 | 0 | 0 | 01/04/2016 | | | | |
| Sudan | 436 | 0 | 0 | 0 | 436 | 0 | 2.6 | 0 | 0 | 97.2 | 0 | 0 | 104 | 0 | 0 | 20 | 84 | 0 | 2.4 | 0 | 0 | 100.0 | 0 | 0 | 31/03/2016 | | | | |
| Syria | 235 | 0 | 0 | 1 | 234 | 0 | 3.0 | 1 | 1 | 90.2 | 0 | 0 | 78 | 0 | 0 | 32 | 46 | 0 | 3.9 | 0 | 0 | 89.7 | 0 | 0 | 02/04/2016 | | | | |
| Tunisia | 64 | 0 | 0 | 0 | 64 | 0 | 2.4 | 0 | 0 | 85.9 | 0 | 0 | 20 | 0 | 0 | 1 | 19 | 0 | 3.0 | 0 | 0 | 90.0 | 0 | 0 | 01/04/2016 | | | | |
| U.A.E | 31 | 0 | 0 | 0 | 31 | 0 | 3.0 | 0 | 0 | 90.3 | 0 | 0 | 15 | 0 | 0 | 6 | 9 | 0 | 5.8 | 0 | 0 | 100.0 | 0 | 0 | 31/03/2016 | | | | |
| Yemen | 537 | 0 | 0 | 53 | 484 | 0 | 4.1 | 53 | 43 | 90.7 | 0 | 0 | 167 | 0 | 0 | 167 | 0 | 0 | 5.0 | 0 | 0 | 92.2 | 0 | 0 | 25/03/2016 | | | | |
| EMR | 13209 | 74 | 10 | 159 | 12958 | 8 | 5.4 | 159 | 57 | 90.2 | 74 | 0 | 3035 | 9 | 0 | 915 | 2111 | 1 | 4.8 | 14 | 4 | 91.3 | 9 | 0 | | | | | |
| 2014 | 12546 | 342 | 59 | 0 | 12116 | 30 | 4.9 | 0 | 0 | 90.7 | 342 | 0 | | | | | | | | | | | | | | | | | |

* Confirmed polio cases refer to wild isolation from AFP cases or from contacts of negative index AFP cases

** Non-polio AFP per 100,000 children <15 years

*** Adequate here refers to two stool specimens collected at least 24 hours apart, within 14 days of paralysis onset

**** AFP cases co infected with P1 and P3 are counted separately as wild isolates



World Health Organization – Regional Office for Eastern Mediterranean

AFP SURVEILLANCE

Week 13, ending 3 April 2016

28-Apr-16

Number 913

Table 4: Investigation of contacts of AFP cases with paralysis onset in 2016 up to Week (13/16) / Ending on : (03/04/2016)

| Country | No. of AFP cases | No. of eligible AFP cases for contact sampling* | % of eligible AFP cases with contact samplings | % of eligible AFP cases with 3+ contacts | Total number of Contacts** | % of contacts under 5 years | % of contacts with specimens collected within 7 days of notification of index | % Contact specimens in lab within 3 days of collection | % Contact specimens positive for NPEV | % Contact specimens positive for Sabin like virus | No. of contacts positive for wild virus | % of wild polio virus isolation from contacts | No. of Contacts positive for VDPVs | No. of -ve index AFP cases identified positive by contact | No. of district identified infected from contacts |
|------------------|------------------|---|--|--|----------------------------|-----------------------------|---|--|---------------------------------------|---|---|---|------------------------------------|---|---|
| Afghanistan | 654 | 53 | 81.1 | 81.1 | 275 | 94.2 | 66.2 | 34.5 | 20.8 | 9.3 | 1 | 0.4 | | 1 | 1 |
| Bahrain | 8 | 0 | | | 0 | | | | | | 0 | | | 0 | 0 |
| Djibouti | 1 | 0 | | | 0 | | | | | | 0 | | | 0 | 0 |
| Egypt | 265 | 39 | 41.0 | 41.0 | 63 | 68.3 | 61.9 | 100.0 | 15.0 | 13.3 | 0 | 0.0 | | 0 | 0 |
| Iran | 179 | 5 | 60.0 | 60.0 | 18 | 83.3 | 0.0 | 83.3 | 5.6 | 0.0 | 0 | 0.0 | | 0 | 0 |
| Iraq | 185 | 38 | 65.8 | 55.3 | 243 | 64.2 | 16.0 | 92.9 | 16.2 | 1.5 | 0 | 0.0 | | 0 | 0 |
| Jordan | 16 | 0 | | | 0 | | | | | | 0 | | | 0 | 0 |
| Kuwait | 8 | 0 | | | 6 | 33.3 | 66.7 | 100.0 | 0.0 | 0.0 | 0 | 0.0 | | 0 | 0 |
| Lebanon | 24 | 9 | 0.0 | 0.0 | 0 | | | | | | 0 | | | 0 | 0 |
| Libya | 11 | 1 | 0.0 | 0.0 | 0 | | | | | | 0 | | | 0 | 0 |
| Morocco | 15 | 6 | 16.7 | 16.7 | 4 | 100.0 | 100.0 | | | | 0 | | | 0 | 0 |
| Oman | 10 | 0 | | | 7 | 71.4 | 100.0 | 71.4 | 0.0 | 0.0 | 0 | 0.0 | | 0 | 0 |
| Pakistan | 1144 | 95 | 78.9 | 75.8 | 305 | 89.2 | 51.5 | 68.5 | 14.2 | 8.5 | 2 | 0.8 | | 0 | 0 |
| Palestine | 19 | 1 | 0.0 | 0.0 | 0 | | | | | | 0 | | | 0 | 0 |
| Qatar | | | | | | | | | | | 0 | | | | |
| Saudi Arabia | 51 | 0 | | | 0 | | | | | | 0 | | | 0 | 0 |
| Somalia | 61 | 0 | | | 175 | 92.6 | 100.0 | 43.5 | 14.8 | 8.3 | 0 | 0.0 | | 0 | 0 |
| Sudan | 104 | 0 | | | 28 | 64.3 | 64.3 | 0.0 | 0.0 | 0.0 | 0 | 0.0 | | 0 | 0 |
| Syria | 78 | 8 | 50.0 | 25.0 | 162 | 29.0 | 89.5 | 73.8 | 0.0 | 0.0 | 0 | 0.0 | | 0 | 0 |
| Tunisia | 20 | 2 | 50.0 | 0.0 | 5 | 0.0 | 60.0 | 100.0 | 0.0 | 0.0 | 0 | 0.0 | | 0 | 0 |
| U.A.E. | 15 | 0 | | | 0 | | | | | | 0 | | | 0 | 0 |
| Yemen | 167 | 13 | 84.6 | 61.5 | 387 | 57.4 | 80.9 | | | | 0 | | | 0 | 0 |
| Grand Total 2016 | 3035 | 270 | 66.3 | 61.5 | 1678 | 71.8 | 64.7 | 65.6 | 14.3 | 6.3 | 3 | 0.3 | | 1 | 1 |
| Grand Total 2015 | 13209 | 1308 | 79.4 | 73.8 | 7613 | 73.8 | 62.5 | 45.5 | 17.6 | 5.0 | 11 | 0.2 | 2 | 5 | 3 |

* Eligible refers to AFP cases with inadequate stool specimens

** Total number of contacts from eligible AFP cases and from other AFP cases as per with country criteria for contact sampling

Last wild contacts in EMRO, 01/01/2015 - 03/04/2016

| Year | Country | Count of wild contacts | Date of Most Recent stool collection |
|------------|-------------|------------------------|--------------------------------------|
| 2015 | Afghanistan | 9 | 13/01/16 |
| 2015 | Pakistan | 2 | 27/07/15 |
| 2015 Total | | 11 | 13/01/16 |
| 2016 | Pakistan | 2 | 13/03/16 |
| 2016 | Afghanistan | 1 | 01/03/16 |
| 2016 Total | | 3 | 13/03/16 |

Number and distribution by district of -ve index AFP cases identified as wild positive by contact in EMR, 2015-2016

| Year | COUNTRY | PROVINCE | DISTRICT | Count | First case | Last case |
|------------|-----------|-----------------|-------------|-------|------------|------------|
| 2015 | AFG | FARAH | GULESTAN | 1 | 23/04/2015 | 23/04/2015 |
| 2015 | | | BAKWA | 1 | 21/04/2015 | 21/04/2015 |
| 2015 | | KANDAHAR | SHAHWALIKOT | 1 | 20/12/2015 | 20/12/2015 |
| 2015 | AFG Total | | | 3 | 21/04/2015 | 20/12/2015 |
| 2015 | PAK | KHYBER PAKHTOON | PESHAWAR | 1 | 08/06/2015 | 08/06/2015 |
| 2015 | | | TANK | 1 | 25/01/2015 | 25/01/2015 |
| 2015 | PAK Total | | | 2 | 25/01/2015 | 08/06/2015 |
| 2015 Total | | | | 5 | 25/01/2015 | 20/12/2015 |
| 2016 | AFG | HILMAND | NAWZAD | 1 | 23/01/2016 | 23/01/2016 |
| 2016 | AFG Total | | | 1 | 23/01/2016 | 23/01/2016 |
| 2016 Total | | | | 1 | 23/01/2016 | 23/01/2016 |



Table 5: Laboratory investigation of AFP cases with paralysis onset in 2016 up to Week (13/16) / Ending on : (03/04/2016)

| Country | Polio laboratories Sequencing performed by CDC and RIVM laboratories | AFP cases with specimens | Preliminary virus isolation results of AFP cases | | | | | | Poliovirus intratypic differentiation results # | | | | | | | | | Indicators | | | | Latest report Date | | | | |
|-----------------------|---|--------------------------|--|------------|-----------|----------|------------------------|------------------------|---|-------|-----|--------|-------|-----|--------|-------|-----|-----------------------------|-------------|--------|-------------|--------------------|--------------------------------|---|--|--|
| | | | Referred for ITD | | NPEV only | Negative | Pending | | Type 1 | | | Type 2 | | | Type 3 | | | Discordant pending sequence | NPEV by PCR | Non-EV | Pending ITD | | % specimens positive for NPEV* | % AFP cases with culture results within 14 days | % AFP cases with ITD results within 7 days | % AFP cases with ITD results within 45 days of onset** |
| | | | L20B+ | L20B+/NPEV | | | received < / = 14 days | received > 14 days ago | Wild | Sabin | VPV | Wild | Sabin | VPV | Wild | Sabin | VPV | | | | | | | | | |
| | | | | | | | | | | | | | | | | | | | | | | | | | | |
| Afghanistan | RRL Pakistan | 632 | 45 | 4 | 91 | 406 | 86 | | 1 | 26 | | | 1 | | | 29 | | 1 | | | 15% | 100% | 96% | 98% | 02/04/2016 | |
| Bahrain | PNL Oman | 5 | | | | 5 | | | | | | | | | | | | | | | 0% | 100% | | 100% | 29/03/2016 | |
| Djibouti | NPL Kenya | 1 | | | 1 | | | | | | | | | | | | | | | | 100% | | | 100% | 28/03/2016 | |
| Egypt*** | RRL Egypt | 255 | 15 | 1 | 28 | 173 | 36 | 2 | | 5 | | | 5 | | | 9 | | 1 | 1 | | 10% | 100% | 100% | 100% | 31/03/2016 | |
| Iran | NPL Iran | 170 | 5 | | 2 | 163 | | | | 4 | | | | | | 2 | | | | | 1% | 99% | 100% | 100% | 01/04/2016 | |
| Iraq | RRL Egypt | 183 | 8 | | 8 | 140 | 23 | 4 | | 1 | | | 4 | 1 | | 3 | | | | | 11% | 100% | 100% | 86% | 31/03/2016 | |
| Jordan | RRL Tunisia | 16 | | | 1 | 15 | | | | 1 | | | | | | 1 | | | | | 7% | 100% | 100% | 100% | 02/04/2016 | |
| Kuwait | RRL Kuwait | 16 | 1 | | | 9 | 3 | 3 | | | | | | | | | | | 1 | | 0% | 100% | | 89% | 24/03/2016 | |
| Lebanon | NPL Jordan | 22 | 1 | | 2 | 15 | 4 | | | | | | | | | | | | | | 7% | 100% | | | 02/04/2016 | |
| Libya | RRL Tunisia | 10 | | | | 10 | | | | | | | | | | | | | | | 0% | 100% | | 90% | 01/04/2016 | |
| Morocco | RRL Tunisia | 8 | | | | 7 | | 1 | | | | | | | | | | | | | 21% | 100% | | 86% | 01/04/2016 | |
| Oman | NPL Oman | 10 | | | 3 | 7 | | | | | | | | | | | | | | | 12% | 100% | | 100% | 29/03/2016 | |
| Pakistan | RRL Pakistan | 1317 | 104 | 2 | 182 | 841 | 187 | 1 | 7 | 56 | | | 15 | | | 52 | | | | | 14% | 100% | 100% | 99% | 02/04/2016 | |
| Palestine & UNRWA | | 19 | | | 1 | 15 | 1 | 2 | | | | | | | | | | | | | 6% | 38% | | 100% | 31/03/2016 | |
| Qatar | NPL Oman | | | | | | | | | | | | | | | | | | | | | | | | 29/03/2016 | |
| Saudi Arabia | NPL Oman | 54 | | | | 44 | 7 | 4 | | | | | | | | 1 | | | | | 1% | 100% | 100% | 100% | 27/03/2015 | |
| Somalia | NPL Kenya | 61 | | 4 | 5 | 29 | 3 | 20 | | 2 | | | 2 | | | 2 | | | | 2 | 24% | 14% | | 97% | 01/04/2016 | |
| Sudan | RRL Egypt | 104 | | | 4 | 66 | 20 | 14 | | | | | | | | | | | | | 6% | 100% | | | 03/04/2016 | |
| Syria | RRL Egypt | 81 | | | | 58 | 8 | 15 | | | | | | | | | | | | | 0% | 100% | | | 30/03/2016 | |
| Tunisia | RRL Tunisia | 26 | | | 1 | 24 | 1 | | | | | | | | | | | | | | 3% | 100% | | 100% | 01/04/2016 | |
| U.A.E | NPL Oman | 11 | | | 1 | 8 | 2 | | | | | | | | | | | | | | 11% | 100% | | 100% | 29/03/2016 | |
| Yemen | NPL Kenya | 206 | 2 | 1 | 11 | 26 | 2 | 165 | | 1 | | | | | | 1 | | | 1 | | 16% | 77% | 100% | 87% | 25/03/2016 | |
| Total EMR 2016 | | 3207 | 181 | 12 | 341 | 2061 | 383 | 231 | 8 | 96 | | | 27 | 1 | 100 | | 1 | 1 | 2 | 3 | 11% | 98% | 99% | 98% | | |
| Total EMR 2015 | | 12988 | 738 | 97 | 2308 | 9770 | | 72 | 69 | 360 | | | 188 | 8 | 414 | | 4 | 31 | 10 | 1 | 16% | 92% | 99% | 94% | | |

* Specimens from all sources including non-AFP cases, excluding environmental samples

** This indicator reflects surveillance and laboratory activities



Table 6 (a): Environmental isolate by year and type "EGYPT"

| Result | 2010 | 2011 | 2012 | 2013 | 2014 | 2015 | 2016 |
|----------|------|------|------|------|------|------|------|
| Negative | 183 | 178 | 196 | 304 | 410 | 412 | 70 |
| Pending | | | | | | | 25 |
| Wild | | | 2 | | | | |
| VDPVP2 | | | 7 | 3 | 2 | 3 | |
| VDPVP1 | | | 1 | | 1 | | |
| Total | 183 | 178 | 206 | 307 | 413 | 415 | 95 |

Table 6 (b): Environmental Wild/VDPV isolate by site "EGYPT"

| YEAR | Province | Site | Count | First date | Last Date |
|--------------|----------|---------|-------|------------|------------|
| 2015 | VDPVP2 | CAIRO | 1 | 16/06/2015 | 16/06/2015 |
| | | GIZA | 1 | 04/02/2015 | 04/02/2015 |
| | | HURGADA | 1 | 26/05/2015 | 26/05/2015 |
| VDPVP2 Total | | | 3 | 04/02/2015 | 16/06/2015 |

Table 7 (a): Environmental isolate by year and type "AFGHANISTAN/PAKISTAN"

| COUNTRY1 | Status | 2009 | 2010 | 2011 | 2012 | 2013 | 2014 | 2015 | 2016 | |
|-----------|--------------|------|------|------|------|------|------|------|------|----|
| AFG | Negative | | | | | | 9 | 78 | 127 | 27 |
| | Pending | | | | | | | | 1 | 16 |
| | Wild | | | | | | | 17 | 20 | |
| AFG Total | | | | | | | 9 | 95 | 148 | 43 |
| PAK | Negative | 27 | 77 | 68 | 150 | 256 | 236 | 347 | 95 | |
| | Pending | | | | | | | 1 | 20 | |
| | Wild | 18 | 79 | 136 | 89 | 64 | 125 | 79 | 16 | |
| | Wild & VDPV2 | | | | | | 2 | 6 | 5 | |
| | VDPV2 | | | | | | | 4 | 8 | |
| PAK Total | | 45 | 156 | 204 | 239 | 322 | 372 | 439 | 131 | |

Table 7 (b): Environmental Wild/VDPV isolate by site "AFGHANISTAN/PAKISTAN"

| Year | COUNTRY | Status | SITEDIST | SITENAME | Count | Wild | First date | Last date | | | |
|--------------|-------------------|--------------|--------------------------|---------------------------------|----------------------|------------|------------|------------|------------|------------|------------|
| 2015 | AFG | Wild | KABUL | KARTI NAW | 1 | | 27/12/2015 | 27/12/2015 | | | |
| | | | JALALABAD | SANGI QALA | 2 | | 23/11/2015 | 27/12/2015 | | | |
| | | | | RADOR BRIDGE | 2 | | 22/02/2015 | 21/09/2015 | | | |
| | | | LASHKARGAH | BOLAN BRIDGE | 3 | | 25/01/2015 | 25/10/2015 | | | |
| | | | | RADIO MAHALLIE | 4 | | 22/02/2015 | 25/11/2015 | | | |
| | | | ASADABAD | MANDACOO | 1 | | 25/10/2015 | 25/10/2015 | | | |
| | | | BEHSUD | HADA FARM | 1 | | 25/10/2015 | 25/10/2015 | | | |
| | | | NAHR-E-SARAJ | ZARAT BAGH | 2 | | 24/01/2015 | 19/09/2015 | | | |
| | | | | BARAN SARAI | 1 | | 19/09/2015 | 19/09/2015 | | | |
| | | | KANDAHAR | KHANDAK | 2 | | 04/01/2015 | 26/08/2015 | | | |
| | | RAROBAT | 1 | | 26/01/2015 | 26/01/2015 | | | | | |
| | AFG Total | | | | | 20 | | 04/01/2015 | 27/12/2015 | | |
| | PAK | Wild | Wild | KHI.GADAP TOWN | BALDIA COMPOSITE | 2 | | 06/01/2015 | 04/02/2015 | | |
| | | | | | SOHRAB GOTH | 5 | | 17/08/2015 | 22/12/2015 | | |
| | | | | | MACHAR COLONY | 6 | | 11/05/2015 | 12/11/2015 | | |
| | | | | | KHAMISO GOTH | 3 | | 20/01/2015 | 17/11/2015 | | |
| | | | | KHI.GULSHAN-E-IQBAL TOWN | CHAKORA NULLA | 2 | | 13/01/2015 | 05/05/2015 | | |
| | | | | | RASHID MINHAS RD LAY | 4 | | 02/03/2015 | 14/12/2015 | | |
| | | | | RAWALPINDI | SAFDAR ABAD | 1 | | 10/10/2015 | 10/10/2015 | | |
| | | | | | DHOKE DALLAL | 4 | | 10/03/2015 | 14/12/2015 | | |
| PESHAWAR | | | | LARA MA | 3 | | 03/01/2015 | 24/08/2015 | | | |
| | | | | SHAHEEN TOWN | 8 | | 10/01/2015 | 11/12/2015 | | | |
| HYDERABAD | | | | TULSIDAS PUMPING STATION | 2 | | 03/02/2015 | 03/12/2015 | | | |
| JACOBABAD | | | | SADDAR PUMPING STATION | 5 | | 08/01/2015 | 04/11/2015 | | | |
| QUETTA | | | | JAM-E-SALFIA | 2 | | 12/01/2015 | 12/10/2015 | | | |
| | | | | JATAK KILLI & TAKHTHANI BY PASS | 6 | | 28/01/2015 | 28/10/2015 | | | |
| | | | | SUR PUL | 4 | | 20/01/2015 | 20/09/2015 | | | |
| LAHORE | | | | MULTAN ROAD STATION | 2 | | 19/02/2015 | 19/06/2015 | | | |
| | | | | OUTFALL STATION-F | 1 | | 12/10/2015 | 12/10/2015 | | | |
| | | | | OUTFALL STATION-G | 1 | | 12/01/2015 | 12/01/2015 | | | |
| SUKKUR | | | | MAKKA PUMPING STATION | 2 | | 06/01/2015 | 04/02/2015 | | | |
| | | | | MIANI PUMPING STATION | 4 | | 05/02/2015 | 11/09/2015 | | | |
| MULTAN | ALI TOWN | 1 | | 18/08/2015 | 18/08/2015 | | | | | | |
| | KOTLA ABDUL FATAH | 2 | | 28/07/2015 | 31/08/2015 | | | | | | |
| | SURAJ MIANI | 1 | | 08/04/2015 | 08/04/2015 | | | | | | |
| CDA | SABZI MANDI | 2 | | 12/01/2015 | 17/08/2015 | | | | | | |
| DIKHAN | MODC DRAIN | 2 | | 04/03/2015 | 04/08/2015 | | | | | | |
| | ZAFAR ABAD DRAIN | 1 | | 05/05/2015 | 05/05/2015 | | | | | | |
| KABDULLAH | ARMY KAZIBA | 2 | | 01/03/2015 | 01/06/2015 | | | | | | |
| | HADI PACKET | 1 | | 15/01/2015 | 15/01/2015 | | | | | | |
| Wild & VDPV2 | Wild & VDPV2 | Wild & VDPV2 | QUETTA | JAM-E-SALFIA | 2 | | 12/09/2015 | 12/12/2015 | | | |
| | | | | JATAK KILLI & TAKHTHANI BY PASS | 1 | | 28/03/2015 | 28/03/2015 | | | |
| | | | PESHAWAR | LARA MA | 1 | | 26/02/2015 | 26/02/2015 | | | |
| | | | KHI.GADAP TOWN | SOHRAB GOTH | 1 | | 22/01/2015 | 22/01/2015 | | | |
| | | | KHI.GULSHAN-E-IQBAL TOWN | RASHID MINHAS RD LAY | 2 | | 08/06/2015 | 07/07/2015 | | | |
| VDPV2 | VDPV2 | VDPV2 | LAHORE | OUTFALL STATION-G | 1 | | 13/04/2015 | 13/04/2015 | | | |
| | | | KHI.GADAP TOWN | SOHRAB GOTH | 2 | | 23/02/2015 | 18/03/2015 | | | |
| | | | | MACHAR COLONY | 3 | | 14/01/2015 | 16/03/2015 | | | |
| PAK Total | | | | | 92 | | 03/01/2015 | 22/12/2015 | | | |
| 2016 | PAK | Wild | KHI.GADAP TOWN | SOHRAB GOTH | 1 | | 27/01/2016 | 27/01/2016 | | | |
| | | | | MACHAR COLONY | 2 | | 08/02/2016 | 09/03/2016 | | | |
| | | | | KHAMISO GOTH | 1 | | 09/02/2016 | 09/02/2016 | | | |
| | | | PESHAWAR | SHAHEEN TOWN | 3 | | 11/01/2016 | 02/03/2016 | | | |
| | | | QUETTA | JAM-E-SALFIA | 2 | | 12/02/2016 | 12/02/2016 | | | |
| | | | JACOBABAD | SADDAR PUMPING STATION | 1 | | 04/02/2016 | 04/02/2016 | | | |
| | | | FAISALABAD | PUMPING STATION 3 ACHIKAIRA | 2 | | 03/02/2016 | 03/02/2016 | | | |
| | | | KHI.GULSHAN-E-IQBAL TOWN | RASHID MINHAS RD LAY | 1 | | 18/01/2016 | 18/01/2016 | | | |
| | | | KABDULLAH | HADI PACKET | 1 | | 15/01/2016 | 15/01/2016 | | | |
| | | | SUKKUR | MAKKA PUMPING STATION | 1 | | 12/01/2016 | 12/01/2016 | | | |
| | | | | HYDERABAD | 1 | | 05/01/2016 | 05/01/2016 | | | |
| | | | PAK Total | | | | | 16 | | 05/01/2016 | 09/03/2016 |
| | | | Grand Total | | | | | 128 | | 03/01/2015 | 09/03/2016 |



Figure 1: Non Polio AFP Rate and Wild Virus in EMR 01/01/2016 - 03/04/2016

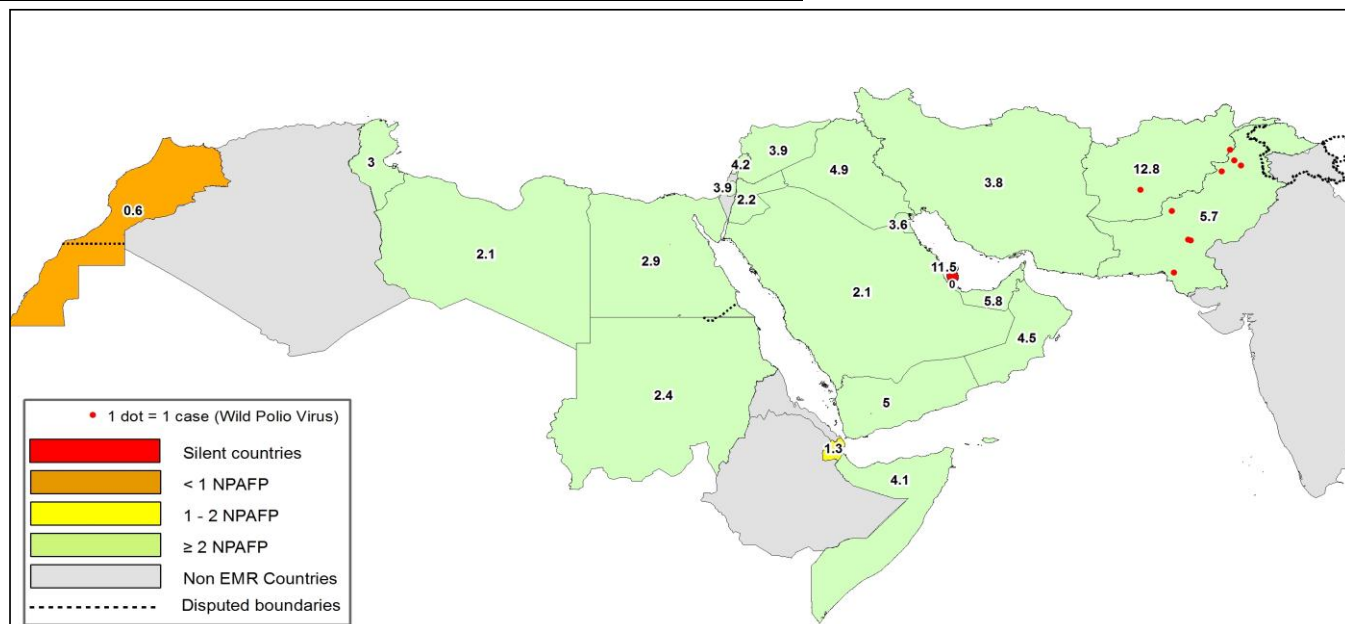


Figure 2: Percent of AFP cases with Adequate Samples & Compatible Cases in EMR 01/01/2016 - 03/04/2016

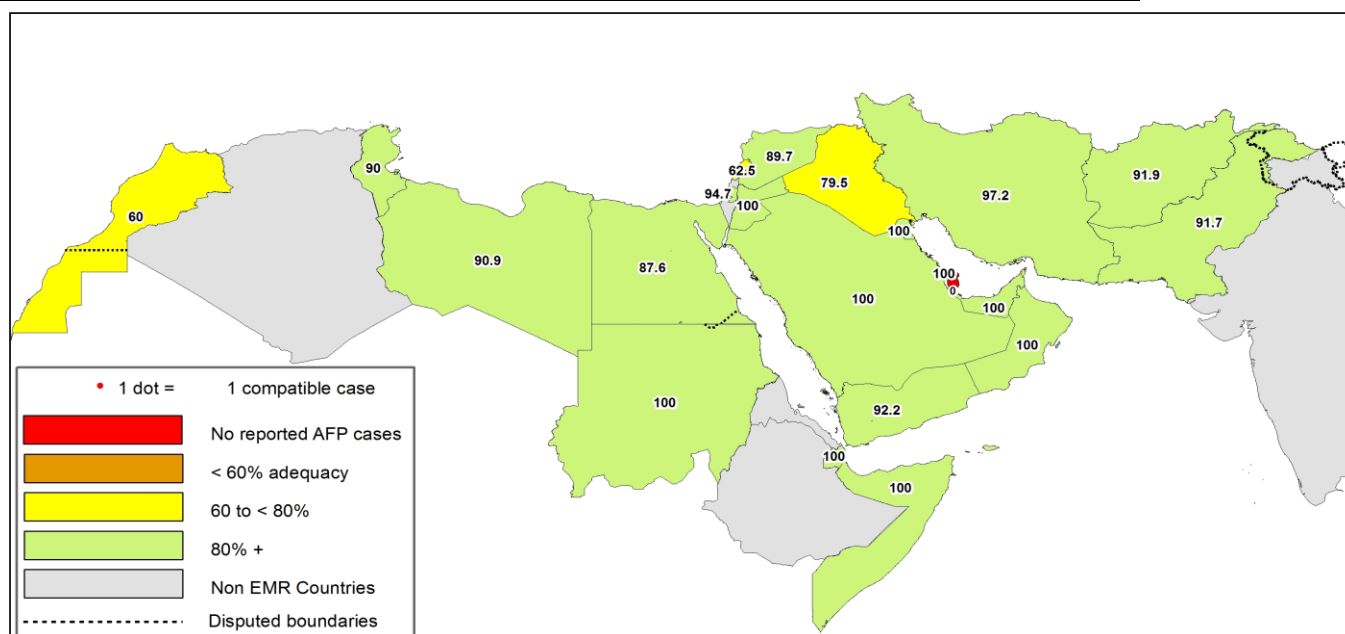


Table 8: Wild polio cases by country and date of onset of paralysis in EMR, 2015-2016

| Year | COUNTRY | Count | First Case | Last Case |
|------------|---------|-------|------------|------------|
| 2015 | PAK | 54 | 03/01/2015 | 31/12/2015 |
| | AFG | 20 | 21/01/2015 | 20/12/2015 |
| 2015 Total | | 74 | 03/01/2015 | 31/12/2015 |
| 2016 | PAK | 7 | 17/01/2016 | 05/03/2016 |
| | AFG | 2 | 23/01/2016 | 01/02/2016 |
| 2016 Total | | 9 | 17/01/2016 | 05/03/2016 |

Last reported wild Polio P3 from Pakistan with date of onset 18/04/2012



Figure 3: Non Polio AFP rate by District in Afghanistan & Pakistan 01/01/2016 - 03/04/2016

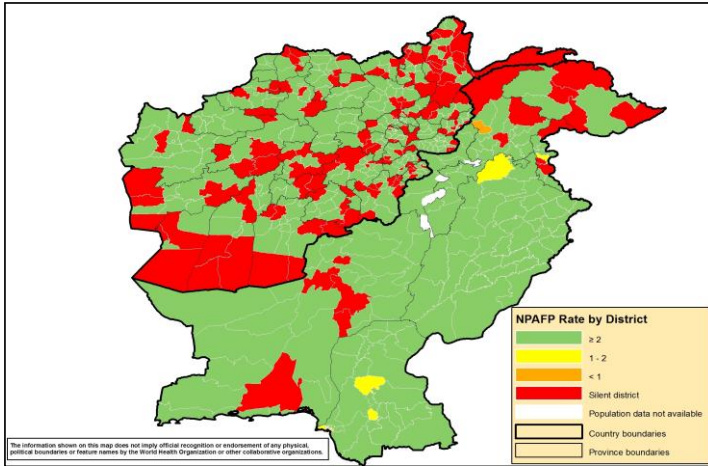


Figure 4: Percent of AFP cases with Adequate Samples in Afghanistan & Pakistan by District 01/01/2016 - 03/04/2016

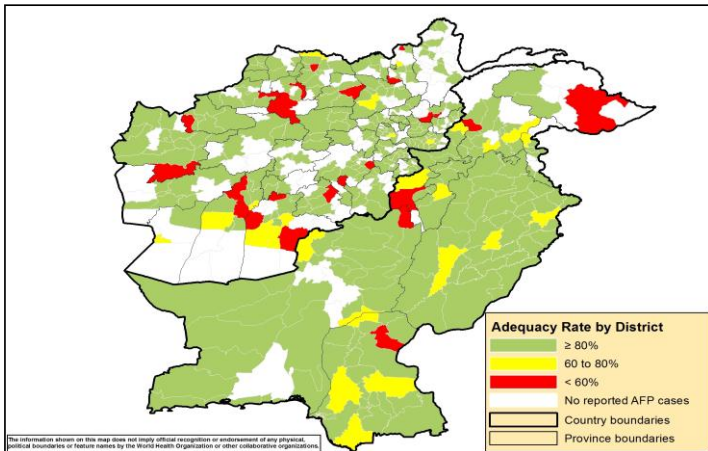
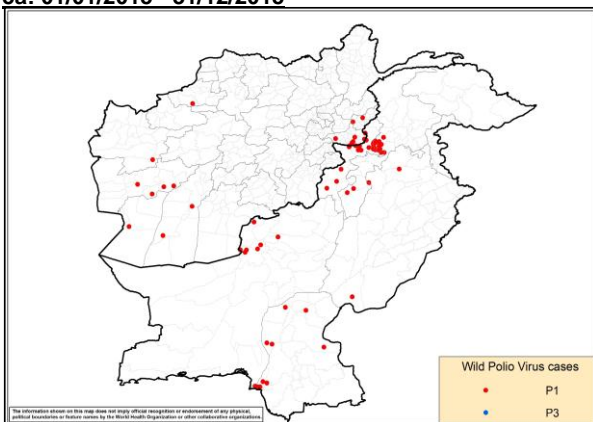


Figure 5: Wild Virus Cases by Type & District in Afghanistan & Pakistan

5a: 01/01/2015 - 31/12/2015



5b: 01/01/2016 - 03/04/2016

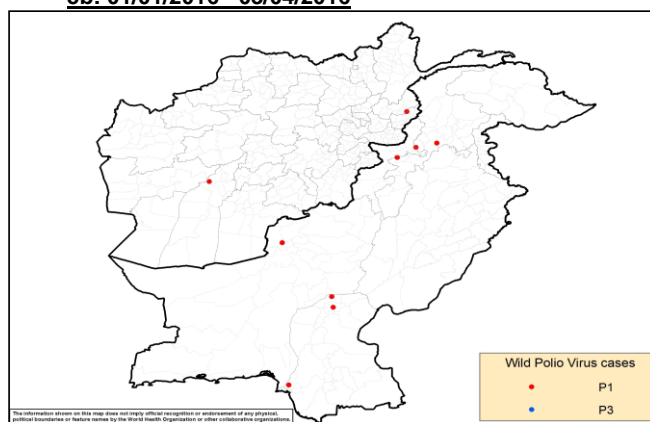




Table 9: Wild Polio cases by district and date of onset of paralysis, Afghanistan 2015-2016

| ONSETYR | PROVINCE | DISTRICT | Count | First case | Last case |
|------------|-----------|--------------------|-------|------------|------------|
| 2015 | KANDAHAR | SHAHWALIKOT | 1 | 20/12/2015 | 20/12/2015 |
| | | KUNAR | 1 | 19/11/2015 | 19/11/2015 |
| | NANGARHAR | DARA-E-PECH | 1 | 03/11/2015 | 03/11/2015 |
| | | LALPUR | 1 | 27/10/2015 | 27/10/2015 |
| | | MUHMAND DARA | 1 | 14/10/2015 | 14/10/2015 |
| | | SHERZAD | 1 | 06/09/2015 | 06/09/2015 |
| | | BATIKOT | 1 | 04/09/2015 | 04/09/2015 |
| | | ACHIN | 4 | 14/07/2015 | 01/09/2015 |
| | FARYAB | QAYSAR | 1 | 22/10/2015 | 22/10/2015 |
| | HILMAND | NAHR-E-SARAJ | 1 | 20/10/2015 | 20/10/2015 |
| | | REG | 1 | 21/01/2015 | 21/01/2015 |
| | NIMROZ | ZARANJ | 1 | 07/08/2015 | 07/08/2015 |
| | HIRAT | SHINDAND | 1 | 27/06/2015 | 27/06/2015 |
| | FARAH | BALABULUK | 1 | 07/06/2015 | 07/06/2015 |
| | | GULESTAN | 2 | 23/04/2015 | 05/05/2015 |
| | | BAKWA | 1 | 21/04/2015 | 21/04/2015 |
| | | 2015 Total | | 20 | 21/01/2015 |
| 2016 | KUNAR | SHIGAL WA SHEL TAN | 1 | 01/02/2016 | 01/02/2016 |
| | HILMAND | NAWZAD | 1 | 23/01/2016 | 23/01/2016 |
| 2016 Total | | | 2 | 23/01/2016 | 01/02/2016 |

Table 10: Wild Polio cases by district and date of onset of paralysis, Pakistan 2015-2016

| ONSETYR | PROVINCE | DISTRICT | Count | First case | Last case | |
|-----------------|-----------------|-------------|------------|------------|------------|------------|
| 2015 | KHYBER PAKHTOON | PESHAWAR | 12 | 17/01/2015 | 31/12/2015 | |
| | | CHARSADA | 1 | 20/04/2015 | 20/04/2015 | |
| | | TANK | 2 | 03/01/2015 | 25/01/2015 | |
| | | LAKKIMRWT | 1 | 07/01/2015 | 07/01/2015 | |
| | | NOWSHERA | 1 | 05/01/2015 | 05/01/2015 | |
| | | PUNJAB | RYKHAN | 1 | 02/12/2015 | 02/12/2015 |
| | SINDH | CHAKWAL | 1 | 11/09/2015 | 11/09/2015 | |
| | | KHIBALDIA | 2 | 11/11/2015 | 21/11/2015 | |
| | | KHIGIQBAL | 1 | 18/11/2015 | 18/11/2015 | |
| | | KHAIRPUR | 1 | 02/11/2015 | 02/11/2015 | |
| | | KHIGADAP | 2 | 10/10/2015 | 02/11/2015 | |
| | | KHIKAMARI | 1 | 01/11/2015 | 01/11/2015 | |
| | | KHIGULBERG | 1 | 14/09/2015 | 14/09/2015 | |
| | | DADU | 2 | 10/02/2015 | 19/02/2015 | |
| | | SUKKUR | 1 | 13/02/2015 | 13/02/2015 | |
| | | KAMBAR | 1 | 04/01/2015 | 04/01/2015 | |
| | | BALOCHISTAN | QUETTA | 5 | 20/02/2015 | 20/11/2015 |
| | LORALAI | | 1 | 09/02/2015 | 09/02/2015 | |
| | KABDULAH | | 1 | 03/02/2015 | 03/02/2015 | |
| | FATA | KHYBER | 11 | 05/01/2015 | 14/11/2015 | |
| | | FR PESHAWAR | 2 | 14/09/2015 | 22/10/2015 | |
| | | WAZIR-S | 2 | 07/01/2015 | 24/05/2015 | |
| | | WAZIR-N | 1 | 06/05/2015 | 06/05/2015 | |
| | 2015 Total | | 54 | 03/01/2015 | 31/12/2015 | |
| | 2016 | SINDH | SHIKARPUR | 1 | 05/03/2016 | 05/03/2016 |
| | | | JACOBABAD | 1 | 11/02/2016 | 11/02/2016 |
| | | | KHIGADAP | 1 | 17/01/2016 | 17/01/2016 |
| KHYBER PAKHTOON | | PESHAWAR | 1 | 12/02/2016 | 12/02/2016 | |
| | | HANGU | 1 | 09/02/2016 | 09/02/2016 | |
| | | NOWSHERA | 1 | 22/01/2016 | 22/01/2016 | |
| BALOCHISTAN | QUETTA | 1 | 01/02/2016 | 01/02/2016 | | |
| 2016 Total | | 7 | 17/01/2016 | 05/03/2016 | | |

Table 11: Circulating VDPV cases and date of onset of paralysis in EMR countries by districts 2015 - 2016

| Year | COUNTRY | PROVINCE | DISTRICT | cVDPV2 Count | First Case | Last Case |
|------------|---------|-----------------|----------|--------------|------------|------------|
| 2015 | PAK | FATA | KHYBER | 1 | 09/02/2015 | 09/02/2015 |
| | | KHYBER PAKHTOON | HANGU | 1 | 05/02/2015 | 05/02/2015 |
| | | PAK Total | | 2 | 05/02/2015 | 09/02/2015 |
| 2015 Total | | | | 2 | 05/02/2015 | 09/02/2015 |