



AFP SURVEILLANCE

14-Dec-15

Week 50, ending 13 December 2015

Number 897

Table 1: Acute Flaccid Paralysis (AFP) cases by week of onset

Country	Reported AFP cases by week of onset - Week (50/15) / Ending on : 13/12/15														
	Total AFP 2013	Total AFP 2014	Total AFP to date, 2015	W 39 27 Sep 15	W 40 04 Oct 15	W 41 11 Oct 15	W 42 18 Oct 15	W 43 25 Oct 15	W 44 01 Nov 15	W 45 08 Nov 15	W 46 15 Nov 15	W 47 22 Nov 15	W 48 29 Nov 15	W 49 06 Dec 15	W 50 13 Dec 15
Afghanistan	1897	2421	2521	27	52	33	57	53	56	47	41	52	38	18	
Bahrain	12	16	14	0	0	1	0	1	0	2	0	0	0		
Djibouti	7	3	3	0	0	0	0	0	0	0	0	0	0		
Egypt	1007	1000	962	14	21	15	21	25	15	19	14	13	15	21	4
Iran	708	753	690	24	15	20	9	14	13	17	10	10	5		
Iraq	444	590	456	3	9	10	7	11	11	11	8	10	9	5	
Jordan ****	35	62	79	2	1	3	1	2	2	1	1	4	1		
Kuwait	39	32	28	0	1	0	0	0	1	1	0	2	1	0	
Lebanon ****	33	50	108	4	3	3	2	0	6	3	3	4	2	2	1
Libya	58	43	53	0	2	1	0	1	0	2	1	1	2	0	0
Morocco	106	103	70	0	0	1	0	0	3	1	0	0	2	1	0
Oman	20	34	31	3	0	0	1	0	0	0	0	0	0	0	1
Pakistan	4790	5369	5105	98	125	110	122	83	105	109	97	76	41	17	0
Palestine ****	38	21	34	1	2	2	0	1	3	2	1	0	0	1	
Qatar	8	7	11	0	0	1	0	0	0	0	1	0	0	0	
Saudi Arabia	220	227	218	4	7	10	3	6	8	5	2	3	0	0	
Somalia	546	420	264	7	4	3	6	0	3	7	3	1	1	2	
Sudan	410	442	396	9	6	10	9	12	6	5	8	7	6	3	
Syria ****	180	306	216	1	4	1	4	7	4	1	5	4	2	1	
Tunisia	43	44	53	0	2	1	0	1	2	1	3	1	1	0	
U.A.E	31	25	28	2	1	0	1	0	1	1	1	0	0		
Yemen	614	578	455	7	12	14	17	16	14	23	14	18	12	4	0
<b>Total EMR</b>	<b>11540</b>	<b>12546</b>	<b>11795</b>	<b>206</b>	<b>267</b>	<b>239</b>	<b>260</b>	<b>233</b>	<b>253</b>	<b>258</b>	<b>213</b>	<b>206</b>	<b>138</b>	<b>75</b>	<b>6</b>

□ No data = No report received

Totals of the year 2013 include South Sudan that has now moved to the African Region starting October 2013

Table 2: Confirmed polio cases by month of onset

Country	Total year 2013	Total year 2014	13/12		Confirmed polio cases by month of onset											
			2014	2015	January 2015	February 2015	March 2015	April 2015	May 2015	June 2015	July 2015	August 2015	September 2015	October 2015	November 2015	December 2015
Afghanistan	14	28	28	17	1	0	0	2	1	2	1	3	3	3	1	
Bahrain	0	0	0	0	0	0	0	0	0	0	0	0	0			
Djibouti	0	0	0	0	0	0	0	0	0	0	0	0	0	0	0	
Egypt	0	0	0	0	0	0	0	0	0	0	0	0	0	0		
Iran	0	0	0	0	0	0	0	0	0	0	0	0	0			
Iraq	0	2	2	0	0	0	0	0	0	0	0	0	0	0		
Jordan ****	0	0	0	0	0	0	0	0	0	0	0	0	0	0		
Kuwait	0	0	0	0	0	0	0	0	0	0	0	0	0	0		
Lebanon ****	0	0	0	0	0	0	0	0	0	0	0	0	0	0		
Libya	0	0	0	0	0	0	0	0	0	0	0		0			
Morocco	0	0	0	0	0	0	0	0	0	0	0	0	0	0		
Oman	0	0	0	0	0	0	0	0	0	0	0	0	0		0	
Pakistan	93	306	298	49	10	10	2	1	2	4		5	4	4	7	
Palestine ****	0	0	0	0	0	0	0	0	0	0	0	0	0	0	0	
Qatar	0	0	0	0	0	0	0	0	0	0	0	0	0	0	0	
Saudi Arabia	0	0	0	0	0	0	0	0	0	0	0					
Somalia	194	5	5	0	0	0	0	0	0	0	0	0	0	0		
Sudan	0	0	0	0	0	0	0	0	0	0	0	0	0	0		
Syria ****	35	1	1	0	0	0	0	0	0	0	0	0	0	0		
Tunisia	0	0	0	0	0	0	0	0	0	0	0					
U.A.E	0	0	0	0	0	0	0	0	0	0	0	0	0	0		
Yemen	0	0	0	0	0	0	0	0	0	0	0					
<b>Total EMR</b>	<b>336</b>	<b>342</b>	<b>334</b>	<b>66</b>	<b>11</b>	<b>10</b>	<b>2</b>	<b>3</b>	<b>3</b>	<b>6</b>	<b>1</b>	<b>8</b>	<b>7</b>	<b>7</b>	<b>8</b>	<b>0</b>

\*\*\*\* UNRWA cases are included with those of country of residence



## World Health Organization – Regional Office for Eastern Mediterranean

## AFP SURVEILLANCE

14-Dec-15

Week 50, ending 13 December 2015

Number 897

Table 3: Investigation of AFP cases with paralysis onset in 2014 &amp; 2015 up to Week (50/15) / Ending on : 13/12/2015)

COUNTRY	2014											2015											Latest line List Date		
	AFP									Specimen	Wild cases		AFP									Specimen		Wild cases	
	Total AFP cases onset 2014	Case classification					Non polio AFP rate **	AFP cases pending classification > 90 days from onset of paralysis	AFP cases pending classification and lab > 90 days from onset of paralysis		% with *** adequate specimens	Wild P1 Poliovirus	Wild P3 Poliovirus	Total AFP cases onset 2015	Case classification					Annualized Non polio AFP rate **	AFP cases pending classification > 90 days from onset of paralysis			AFP cases pending classification and lab > 90 days from onset of paralysis	% with *** adequate specimens
		Total Confirmed Polio Cases *	Polio Compatible	Pending Classification	Discarded (non polio AFP)	VDPV				Total Confirmed Polio Cases *					Polio Compatible	Pending Classification	Discarded (non polio AFP)	VDPV							
Afghanistan	2421	28	6	0	2387	0	12.7	0	0	92.4	28	0	2521	17	3	162	2339	0	13.4	6	0	93.7	17	0	10/12/2015
Bahrain	16	0	0	0	16	0	5.9	0	0	100.0	0	0	14	0	0	6	8	0	5.4	1	0	92.9	0	0	29/11/2015
Djibouti	3	0	1	0	2	0	1.0	0	0	66.7	0	0	3	0	0	3	0	0	1.1	3	2	66.7	0	0	06/12/2015
Egypt	1000	0	0	0	999	1	2.9	0	0	93.4	0	0	962	0	0	66	896	0	2.9	4	0	92.0	0	0	10/12/2015
Iran	753	0	0	0	751	2	4.2	0	0	96.0	0	0	690	0	0	17	673	1	4.0	0	0	96.8	0	0	05/12/2015
Iraq	590	2	1	0	587	0	4.0	0	0	88.6	2	0	456	0	0	41	414	2	3.3	6	0	83.6	0	0	11/12/2015
Jordan	62	0	0	0	62	0	2.5	0	0	96.8	0	0	79	0	0	20	59	0	3.0	2	0	91.1	0	0	03/12/2015
Kuwait	32	0	0	0	32	0	3.8	0	0	93.8	0	0	28	0	0	1	27	0	3.4	0	0	96.4	0	0	10/12/2015
Lebanon	50	0	0	0	50	0	2.6	0	0	70.0	0	0	108	0	0	22	86	0	5.2	4	0	83.3	0	0	12/12/2015
Libya	43	0	0	0	43	0	2.1	0	0	95.3	0	0	53	0	0	8	45	0	2.7	1	1	92.5	0	0	12/12/2015
Morocco	103	0	0	0	103	0	1.0	0	0	70.9	0	0	70	0	0	22	48	0	0.7	16	1	54.3	0	0	12/12/2015
Oman	34	0	0	0	34	0	4.3	0	0	97.1	0	0	31	0	0	2	29	0	3.8	0	0	96.8	0	0	10/12/2015
Pakistan	5369	306	45	0	4992	27	6.5	0	0	87.9	306	0	5105	49	2	338	4712	4	6.8	105	9	88.4	49	0	12/12/2015
Palestine	21	0	0	0	21	0	1.2	0	0	90.5	0	0	34	0	0	15	19	0	2.0	1	0	91.2	0	0	10/12/2015
Qatar	7	0	0	0	7	0	2.3	0	0	100.0	0	0	11	0	0	2	9	0	3.9	0	0	72.7	0	0	10/12/2015
Saudi Arabia	227	0	0	0	227	0	2.5	0	0	97.8	0	0	218	0	0	57	161	0	2.4	3	2	97.2	0	0	06/12/2015
Somalia	420	5	4	0	411	0	7.4	0	0	96.7	5	0	264	0	1	7	256	0	4.8	3	0	96.6	0	0	10/12/2015
Sudan	442	0	0	0	442	0	2.7	0	0	97.3	0	0	396	0	0	19	377	0	2.5	0	0	97.2	0	0	10/12/2015
Syria	306	1	2	0	303	0	4.0	0	0	84.3	1	0	216	0	0	15	201	0	2.9	0	0	90.3	0	0	10/12/2015
Tunisia	44	0	0	0	44	0	1.7	0	0	81.8	0	0	53	0	0	10	43	0	2.1	0	0	88.7	0	0	11/12/2015
U.A.E	25	0	0	0	25	0	2.4	0	0	92.0	0	0	28	0	0	1	27	0	2.8	0	0	89.3	0	0	05/12/2015
Yemen	578	0	0	0	578	0	4.8	0	0	95.0	0	0	455	0	0	207	248	0	3.7	52	38	91.9	0	0	12/12/2015
EMR	12546	342	59	0	12116	30	5.1	0	0	90.7	342	0	11795	66	6	1041	10677	7	5.1	207	53	90.8	66	0	
2013	11246	336	55	1	10799	56	4.6	1	0	90.0	336	0													

\* Confirmed polio cases refer to wild isolation from AFP cases or from contacts of negative index AFP cases

\*\* Non-polio AFP per 100,000 children &lt;15 years

Totals of the year 2013 include South Sudan that has now moved to the African Region starting October 2013

\*\*\* Adequate here refers to two stool specimens collected at least 24 hours apart, within 14 days of paralysis onset

\*\*\*\* AFP cases co infected with P1 and P3 are counted separately as wild isolates



## World Health Organization – Regional Office for Eastern Mediterranean

## AFP SURVEILLANCE

Week 50, ending 13 December 2015

14-Dec-15

Number 897

Table 4: Investigation of contacts of AFP cases with paralysis onset in 2015 up to Week (50/15) / Ending on : (13/12/2015)

Country	No. of AFP cases	No. of eligible AFP cases for contact sampling*	% of eligible AFP cases with contact samplings	% of eligible AFP cases with 3+ contacts	Total number of Contacts* *	% of contacts under 5 years	% of contacts with specimens collected within 7 days of notification of index	% Contact specimens in lab within 3 days of collection	% Contact specimens positive for NPEV	% Contact specimens positive for Sabin like virus	No. of contacts positive for wild virus	% of wild polio virus isolation from contacts	No. of Contacts positive for VDPVs	No. of -ve index AFP cases identified positive by contact	No. of district identified infected from contacts
Afghanistan	2521	159	84.3	83.6	1011	96.3	65.3	20.9	27.6	5.5	3	0.3		2	2
Bahrain	14	1	0.0	0.0	0						0			0	0
Djibouti	3	1	0.0	0.0	0						0			0	0
Egypt	962	92	75.0	73.9	364	81.6	61.3	97.5	16.5	3.1	0	0.0		0	0
Iran	690	22	95.5	86.4	128	39.8	34.4	78.9	0.0	1.6	0	0.0		0	0
Iraq	456	75	69.3	53.3	522	63.4	16.1	83.8	13.1	4.4	0	0.0	2	0	0
Jordan	79	7	14.3	0.0	15	73.3	93.3	93.3	0.0	0.0	0	0.0		0	0
Kuwait	28	1	100.0	0.0	52	61.5	73.1	100.0	2.0	4.1	0	0.0		0	0
Lebanon	108	18	16.7	11.1	89	30.3	70.8	1.1	7.9	3.4	0	0.0		0	0
Libya	53	4	0.0	0.0	0						0			0	0
Morocco	70	32	46.9	40.6	58	32.8	37.9	57.8	4.4	0.0	0	0.0		0	0
Oman	31	1	100.0	100.0	103	77.7	23.3	89.7	22.7	4.1	0	0.0		0	0
Pakistan	5105	591	79.4	75.3	1566	83.3	57.0	66.3	27.6	5.9	2	0.1		2	0
Palestine	34	3	0.0	0.0	0						0			0	0
Qatar	11	3	0.0	0.0	0						0			0	0
Saudi Arabia	218	6	33.3	16.7	7	85.7	0.0				0			0	0
Somalia	264	9	88.9	77.8	771	94.6	93.3	29.5	12.3	5.2	0	0.0		0	0
Sudan	396	11	81.8	81.8	132	79.5	56.8	40.0	10.0	0.0	0	0.0		0	0
Syria	216	21	66.7	38.1	421	27.3	82.9	49.1	4.0	3.5	0	0.0		0	0
Tunisia	53	6	33.3	0.0	8	12.5	62.5	85.7	0.0	0.0	0	0.0		0	0
U.A.E.	28	3	66.7	0.0	3	66.7	0.0	0.0	0.0	0.0	0	0.0		0	0
Yemen	455	37	67.6	59.5	1051	56.0	83.3	2.1	14.1	1.7	0	0.0		0	0
<b>Grand Total 2015</b>	<b>11795</b>	<b>1103</b>	<b>75.1</b>	<b>69.6</b>	<b>6301</b>	<b>74.2</b>	<b>64.9</b>	<b>49.8</b>	<b>18.8</b>	<b>4.5</b>	<b>5</b>	<b>0.1</b>	<b>2</b>	<b>4</b>	<b>2</b>
<b>Grand Total 2014</b>	<b>12546</b>	<b>1182</b>	<b>74.8</b>	<b>68.2</b>	<b>7359</b>	<b>77.0</b>	<b>72.2</b>	<b>41.3</b>	<b>17.1</b>	<b>4.3</b>	<b>19</b>	<b>0.3</b>	<b>4</b>	<b>8</b>	<b>2</b>

\* Eligible refers to AFP cases with inadequate stool specimens

Totals of the year 2013 include South Sudan that has now moved to the African Region starting October 2013

\*\* Total number of contacts from eligible AFP cases and from other AFP cases as per with country criteria for contact sampling

## Last wild contacts in EMRO, 01/01/2015 - 13/12/2015

Year	Country	Data	Date of Most Recent stool collection
2015	Pakistan	Count of wild contacts: 2	27/07/2015
	Afghanistan	Count of wild contacts: 3	28/05/2015
<b>2015 Total</b>		<b>Count of wild contacts: 5</b>	<b>27/07/2015</b>

## Number and distribution by district of -ve index AFP cases identified as wild positive by contact in EMR, 2015

Year	COUNTR	PROVINCE	DISTRICT	Count	First case	Last case
2015	AFG	FARAH	GULESTAN	1	23/04/2015	23/04/2015
			BAKWA	1	21/04/2015	21/04/2015
	<b>AFG Total</b>			<b>2</b>	<b>21/04/2015</b>	<b>23/04/2015</b>
	PAK	KHYBER PAKHTOON	PESHAWAR	1	08/06/2015	08/06/2015
			TANK	1	25/01/2015	25/01/2015
	<b>PAK Total</b>			<b>2</b>	<b>25/01/2015</b>	<b>08/06/2015</b>
<b>2015 Total</b>				<b>4</b>	<b>25/01/2015</b>	<b>08/06/2015</b>



**Table 5: Laboratory investigation of AFP cases with paralysis onset in 2015 up to Week (50/15) / Ending on : (13/12/2015)**

Country	Polio laboratories  Sequencing performed by CDC and RIVM laboratories	AFP cases with specimens	Preliminary virus isolation results of AFP cases						Poliovirus intratypic differentiation results #											Indicators				Latest report Date		
			Referred for ITD		NPEV only	Negative	Pending		Type 1			Type 2			Type 3			Discordant pending sequence	NPEV by PCR	Non-EV	Pending ITD	% specimens positive for NPEV*	% AFP cases with culture results within 14 days		% AFP cases with ITD results within 7 days	% AFP cases with ITD results within 45 days of onset**
			L20B+	L20B+/NPEV			received < / = 14 days	received > 14 days ago	Wild	Sabin	VDPV	Wild	Sabin	VDPV	Wild	Sabin	VDPV									
Afghanistan	RRL Pakistan	2441	175	18	515	1654	32	47	15	93			44			105			2			20%	90%	97%	99%	12/12/2015
Bahrain	PNL Oman	14			1	13															6%	100%		71%	07/12/2015	
Djibouti	NPL Kenya	3						3																		06/12/2015
Egypt***	RRL Egypt	917	37	8	156	683	14	19		17			11			12			10	9		14%	98%	100%	99%	13/12/2015
Iran	NPL Iran	695	15		7	658	5	10		6			4	1		5			1			1%	99%	100%	99%	12/12/2015
Iraq	RRL Egypt	444	17		54	350	1	22		5			5	1*		11			1			13%	100%	100%	71%	10/12/2015
Jordan	RRL Tunisia	81			4	75	1	1														7%	100%			13/12/2015
Kuwait	RRL Kuwait	29				26		3														2%	100%		100%	07/12/2015
Lebanon	RRL Egypt	99	1		3	92	3			1						1				1		7%	99%	100%	91%	13/12/2015
Libya	RRL Tunisia	52			1	48	1	2														2%	96%		90%	03/12/2015
Morocco	RRL Tunisia	54			5	49																7%	89%		85%	11/12/2015
Oman	NPL Oman	31	1		5	25							1									20%	100%	100%	100%	07/12/2015
Pakistan	RRL Pakistan	5050	329	48	1133	3384	74	82	47	141			88	4		162			1	11		21%	97%	99%	97%	12/12/2015
Palestine & UNRWA		34			1	31	1															3%	3%		100%	10/12/2015
Qatar	NPL Oman	11			1	9		1														10%	100%		100%	07/12/2015
Saudi Arabia	NPL Oman	242	5		8	214	5	7		3			3			5			3			3%	100%	100%	69%	06/12/2015
Somalia	NPL Kenya	263	11	8	39	199	3	3		13			10			15						18%	16%		96%	10/12/2015
Sudan	RRL Egypt	388	5		38	333	7	5		2			1			2			1	1		10%	99%	100%	100%	13/12/2015
Syria	RRL Egypt	218	10		14	189	1	4		3			4			8			1			5%	100%	100%	50%	03/12/2015
Tunisia	RRL Tunisia	50			1	48		1														1%	98%		98%	03/12/2015
U.A.E	NPL Oman	28	1		2	24		1		1												4%	100%	100%	81%	07/12/2015
Yemen	RRL Egypt	426	8	1	39	184	16	178		5			5			1						16%	52%	100%	44%	13/12/2015
<b>Total EMR 2015</b>		11570	615	83	2027	8288	164	389	62	290			176	6		327			6	28	10	16%	93%	99%	96%	
<b>Total EMR 2014</b>		12291	954	93	2203	9039			334	339	1		169	26		344			3	18	3	16%	94%	95%	97%	

\* Specimens from all sources including non-AFP cases, excluding environmental samples

\*\* This indicator reflects surveillance and laboratory activities

**\* Advance notification of a new VDPV2 in Iraq from Wassit province, Al-Hai district, with date of onset 1/10/2015 was reported by VACSERA**



Environmental surveillance initiated in **Egypt** in September 2000 showed the following:

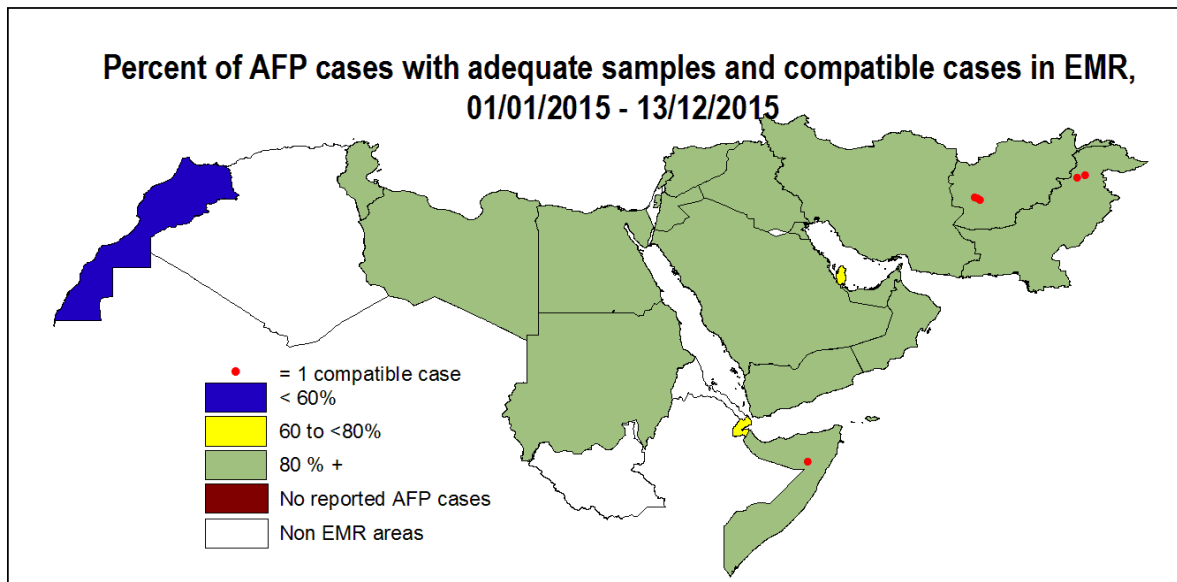

Result	2010	2011	2012	2013	2014	2015
Negative	183	178	196	304	410	365
Pending						17
Wild			2			
VDPVP2			7	3	2	3
VDPVP1			1		1	
Total	183	178	206	307	413	385

YEAR	Province	Site	Count	First date	Last Date
2014	VDPVP2	GIZA	1	30/09/2014	30/09/2014
		AL WASLA	1	04/03/2014	04/03/2014
	VDPVP2 Total		2	04/03/2014	30/09/2014
	VDPVP1	QALUBIA	BENHA	1	20/04/2014
VDPVP1 Total		1	20/04/2014	20/04/2014	
2015	VDPVP2	CAIRO	1	16/06/2015	16/06/2015
		GIZA	1	04/02/2015	04/02/2015
		HURGADA	1	26/05/2015	26/05/2015
	VDPVP2 Total		3	04/02/2015	16/06/2015

Environmental surveillance initiated in **Pakistan** in 2009 and **Afghanistan** in 2014 showed the following:

COUNTRY1	Status	2009	2010	2011	2012	2013	2014	2015
AFG	Negative						9	78
	Pending							13
	Wild						17	17
AFG Total						9	95	135
PAK	Negative	27	77	68	150	256	236	306
	Pending						1	14
	Wild	18	79	136	89	64	125	73
	Wild & VDPV2					2	6	4
VDPV2							4	8
PAK Total		45	156	204	239	322	372	405

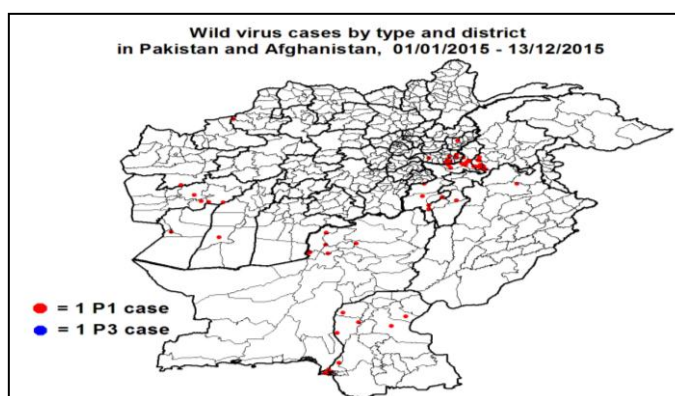
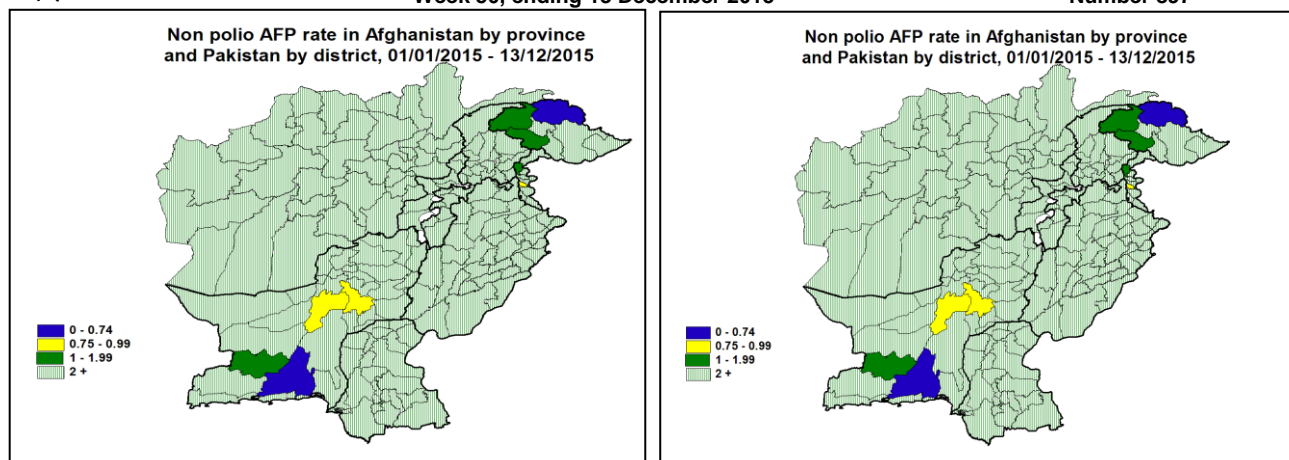
Year	COUNTR	Status	SITIDIST	SITENAME	Count	Wild	First date	Last date			
2015	AFG	Wild	KABUL	QALAI ZAMAN KHAN	1		24/11/2015	24/11/2015			
			BEHSUD	HADA FARM	1		25/10/2015	25/10/2015			
			ASADABAD	MANDACOOOL	1		25/10/2015	25/10/2015			
			LASHKARGAH	BOLAN BRIDGE	3		25/01/2015	25/10/2015			
			JALALABAD	RADIO MAHALLIE	3		22/02/2015	20/09/2015			
			RADOR BRIDGE	RADOR BRIDGE	2		22/02/2015	21/09/2015			
			NAHR-E-SARAJ	ZARAT BAGH	2		24/01/2015	19/09/2015			
			BARAN SARAI	BARAN SARAI	1		19/09/2015	19/09/2015			
			KANDAHAR	KHANDAK	2		04/01/2015	26/08/2015			
			RAROBAT	RAROBAT	1		26/01/2015	26/01/2015			
			AFG Total				17		04/01/2015	24/11/2015	
			2015	PAK	Wild	KHI.GADAP TOWN	BALDIA COMPOSITE	2		06/01/2015	04/02/2015
						SOHRAB GOTH	SOHRAB GOTH	3		17/08/2015	27/10/2015
						MACHAR COLONY	MACHAR COLONY	6		11/05/2015	12/11/2015
						KHAMISO GOTH	KHAMISO GOTH	3		20/01/2015	17/11/2015
						LARA MA	LARA MA	3		03/01/2015	24/08/2015
						SHAHEEN TOWN	SHAHEEN TOWN	7		10/01/2015	11/11/2015
KHI.GULSHAN-E-IQBAL TOWN	CHAKORA NULLA	2					13/01/2015	05/05/2015			
RASHID MINHAS RD LAY	RASHID MINHAS RD LAY	3					02/03/2015	10/11/2015			
JACOBABAD	SADDAR PUMPING STATION	5					08/01/2015	04/11/2015			
QUETTA	JAM-E-SALFIA	2					12/01/2015	12/10/2015			
JATAK KILLI & TAKHTHANI BY PASS	JATAK KILLI & TAKHTHANI BY PASS	6					28/01/2015	28/10/2015			
SUR PUL	SUR PUL	4					20/01/2015	20/09/2015			
LAHORE	MULTAN ROAD STATION	2					19/02/2015	19/06/2015			
OUTFALL STATION-F	OUTFALL STATION-F	1					12/10/2015	12/10/2015			
OUTFALL STATION-G	OUTFALL STATION-G	1					12/01/2015	12/01/2015			
RAWALPINDI	SAFDAR ABAD	1					10/10/2015	10/10/2015			
DHOKE DALLAL	DHOKE DALLAL	3					10/03/2015	10/10/2015			
SUKKUR	MAKKA PUMPING STATION	2					06/01/2015	04/02/2015			
MIANI PUMPING STATION	MIANI PUMPING STATION	4					05/02/2015	11/09/2015			
MULTAN	ALI TOWN	1					18/08/2015	18/08/2015			
KOTLA ABDUL FATAH	KOTLA ABDUL FATAH	2					28/07/2015	31/08/2015			
SURAJ MIANI	SURAJ MIANI	1					08/04/2015	08/04/2015			
SABZI MANDI	SABZI MANDI	2					12/01/2015	17/08/2015			
MODC DRAIN	MODC DRAIN	2		04/03/2015	04/08/2015						
ZAFAR ABAD DRAIN	ZAFAR ABAD DRAIN	1		05/05/2015	05/05/2015						
KABDULLAH	ARMY KAZIBA	2		01/03/2015	01/06/2015						
HADI PACKET	HADI PACKET	1		15/01/2015	15/01/2015						
HYDERABAD	TULSIDAS PUMPING STATION	1		03/02/2015	03/02/2015						
Wild & VDPV2	QUETTA	JAM-E-SALFIA	1		12/09/2015	12/09/2015					
	JATAK KILLI & TAKHTHANI BY PASS	JATAK KILLI & TAKHTHANI BY PASS	1		28/03/2015	28/03/2015					
VDPV2	PESHAWAR	LARA MA	1		26/02/2015	26/02/2015					
	KHI.GADAP TOWN	SOHRAB GOTH	1		22/01/2015	22/01/2015					
	KHI.GULSHAN-E-IQBAL TOWN	RASHID MINHAS RD LAY	2		08/06/2015	07/07/2015					
	LAHORE	OUTFALL STATION-G	1		13/04/2015	13/04/2015					
KHI.GADAP TOWN	SOHRAB GOTH	2		23/02/2015	18/03/2015						
MACHAR COLONY	MACHAR COLONY	3		14/01/2015	16/03/2015						
PAK Total				85		03/01/2015	17/11/2015				
Grand Total				102		03/01/2015	24/11/2015				



**Wild polio cases by country and date of onset of paralysis in EMR, 2014-2015**

Year	COUNTRY	Count	First Case	Last Case
2014	PAK	306	03/01/2014	26/12/2014
	AFG	28	14/01/2014	04/12/2014
	SOM	5	11/05/2014	11/08/2014
	IRQ	2	10/02/2014	07/04/2014
	SYR	1	21/01/2014	21/01/2014
2014 Total		342	03/01/2014	26/12/2014
2015	PAK	49	03/01/2015	21/11/2015
	AFG	17	21/01/2015	03/11/2015
2015 Total		66	03/01/2015	21/11/2015

Last reported wild Polio P3 from Pakistan with date of onset 18/04/2012



### Wild Polio cases by district and date of onset of paralysis, Afghanistan 2015

PROVINCE	DISTRICT	Count	First case	Last case
KUNAR	DARA-E-PECH	1	03/11/2015	03/11/2015
NANGARHAR	LALPUR	1	27/10/2015	27/10/2015
	MUHMAND DARA	1	14/10/2015	14/10/2015
	SHERZAD	1	06/09/2015	06/09/2015
	BATIKOT	1	04/09/2015	04/09/2015
	ACHIN	4	17/07/2015	01/09/2015
FARYAB	QAYSAR	1	22/10/2015	22/10/2015
NIMROZ	ZARANJ	1	07/08/2015	07/08/2015
HIRAT	SHINDAND	1	27/06/2015	27/06/2015
FARAH	BALABULUK	1	07/06/2015	07/06/2015
	GULESTAN	2	23/04/2015	05/05/2015
	BAKWA	1	21/04/2015	21/04/2015
HILMAND	REG	1	21/01/2015	21/01/2015
<b>Grand Total</b>		<b>17</b>	<b>21/01/2015</b>	<b>03/11/2015</b>

### Wild Polio cases by district and date of onset of paralysis, Pakistan 2015

PROVINCE	DISTRICT	Count	First case	Last case
SINDH	KHIBALDIA	2	11/11/2015	21/11/2015
	KHIGADAP	2	10/10/2015	02/11/2015
	KHAIRPUR	1	02/11/2015	02/11/2015
	KHIKAMARI	1	01/11/2015	01/11/2015
	KHIGULBERG	1	14/09/2015	14/09/2015
	DADU	2	10/02/2015	19/02/2015
	SUKKUR	1	13/02/2015	13/02/2015
	KAMBAR	1	04/01/2015	04/01/2015
	BALUCHISTAN	QUETTA	5	20/02/2015
	LORALAI	1	09/02/2015	09/02/2015
	KABDULAH	1	03/02/2015	03/02/2015
FATA	KHYBER	10	05/01/2015	13/11/2015
	FR PESHAWAR	2	14/09/2015	22/10/2015
	WAZIR-S	2	07/01/2015	24/05/2015
	WAZIR-N	1	06/05/2015	06/05/2015
KHYBER PAKHTOON	PESHAWAR	10	17/01/2015	16/09/2015
	CHARSADA	1	20/04/2015	20/04/2015
	TANK	2	03/01/2015	25/01/2015
	LAKKIMRWT	1	07/01/2015	07/01/2015
	NOWSHERA	1	05/01/2015	05/01/2015
PUNJAB	CHAKWAL	1	11/09/2015	11/09/2015
<b>Grand Total</b>		<b>49</b>	<b>03/01/2015</b>	<b>21/11/2015</b>



**Circulating VDPV cases and date of onset of paralysis in EMR countries by districts  
2014 - 2015**

Year	COUNTRY	PROVINCE	DISTRICT	cVDPV2		
				Count	First Case	Last Case
2014	PAK	SINDH	KHIGADAP	1	13/12/2014	13/12/2014
			FATA	KHYBER	3	27/05/2014
		FR BANNU		8	24/01/2014	27/05/2014
		WAZIR-N		7	03/01/2014	12/04/2014
		KHYBER PAKHTOON	PESHAWAR	1	01/08/2014	01/08/2014
			LAKKIMRWT	1	08/05/2014	08/05/2014
			BANNU	1	03/05/2014	03/05/2014
		PAK Total				22
2014 Total				22	03/01/2014	13/12/2014
2015	PAK	FATA	KHYBER	1	09/02/2015	09/02/2015
			KHYBER PAKHTOON	HANGU	1	05/02/2015
		PAK Total				2
2015 Total				2	05/02/2015	09/02/2015

In 2014, 1 AFP case in Pakistan was identified as VDPV by contact  
In 2014, 1 AFP case in Pakistan from Khyber district, FATA province with date of onset 27/05/2014 was identified as WPV1 & cVDPV2.  
The case is classified as wild and reflected in page-2- table (3), pages 6 & 7 of the polio fax. Accordingly final number of cVDPV cases in Pakistan for 2014 is (22)