



AFP SURVEILLANCE

2-Nov-15

Week 44, ending 01 November 2015

Number 891

Table 1: Acute Flaccid Paralysis (AFP) cases by week of onset

| Country | Reported AFP cases by week of onset - Week (44/15) / Ending on : 01/11/15 | | | | | | | | | | | | | | |
|------------------|---|----------------|-------------------------|-------------------|-------------------|-------------------|-------------------|-------------------|-------------------|-------------------|-------------------|-------------------|-------------------|-------------------|-------------------|
| | Total AFP 2013 | Total AFP 2014 | Total AFP to date, 2015 | W 33 16 Aug 15 | W 34 23 Aug 15 | W 35 30 Aug 15 | W 36 06 Sep 15 | W 37 13 Sep 15 | W 38 20 Sep 15 | W 39 27 Sep 15 | W 40 04 Oct 15 | W 41 11 Oct 15 | W 42 18 Oct 15 | W 43 25 Oct 15 | W 44 01 Nov 15 |
| Afghanistan | 1897 | 2421 | 2259 | 61 | 54 | 70 | 50 | 55 | 39 | 27 | 50 | 33 | 52 | 40 | 14 |
| Bahrain | 12 | 16 | 12 | 0 | 0 | 0 | 1 | 1 | 2 | 0 | 0 | 1 | 0 | 1 | 0 |
| Djibouti | 7 | 3 | 3 | 0 | 0 | 0 | 0 | 0 | 0 | 0 | 0 | 0 | 0 | 0 | 0 |
| Egypt | 1007 | 1000 | 856 | 24 | 12 | 11 | 12 | 15 | 22 | 14 | 20 | 15 | 21 | 19 | 3 |
| Iran | 708 | 753 | 621 | 22 | 15 | 14 | 17 | 14 | 9 | 23 | 15 | 20 | 9 | 2 | 0 |
| Iraq | 444 | 590 | 391 | 13 | 14 | 8 | 12 | 8 | 7 | 3 | 9 | 10 | 7 | 1 | |
| Jordan **** | 35 | 62 | 68 | 0 | 1 | 2 | 0 | 2 | 2 | 2 | 1 | 3 | 1 | 0 | |
| Kuwait | 39 | 32 | 23 | 0 | 0 | 0 | 0 | 1 | 0 | 0 | 1 | 0 | 0 | 0 | |
| Lebanon **** | 33 | 50 | 85 | 0 | 2 | 5 | 1 | 2 | 2 | 4 | 2 | 3 | 1 | 0 | |
| Libya | 58 | 43 | 46 | 0 | 2 | 0 | 1 | 1 | 3 | 0 | 2 | 1 | 0 | | |
| Morocco | 106 | 103 | 59 | 1 | 1 | 1 | 2 | 0 | 2 | 0 | 0 | 0 | 0 | | |
| Oman | 20 | 34 | 29 | 0 | 0 | 1 | 0 | 0 | 0 | 3 | 0 | 0 | 0 | 0 | 0 |
| Pakistan | 4790 | 5369 | 4416 | 135 | 161 | 126 | 148 | 147 | 110 | 81 | 104 | 74 | 74 | 4 | 0 |
| Palestine **** | 38 | 21 | 27 | 0 | 1 | 0 | 1 | 2 | 1 | 1 | 2 | 2 | 0 | 1 | 0 |
| Qatar | 8 | 7 | 10 | 0 | 1 | 0 | 0 | 0 | 0 | 0 | 0 | 1 | 0 | 0 | 0 |
| Saudi Arabia | 220 | 227 | 191 | 5 | 1 | 4 | 5 | 4 | 6 | 4 | 5 | 10 | 1 | 2 | 0 |
| Somalia | 546 | 420 | 242 | 9 | 2 | 2 | 4 | 3 | 5 | 7 | 4 | 2 | 2 | 0 | |
| Sudan | 410 | 442 | 352 | 9 | 9 | 11 | 13 | 9 | 5 | 9 | 6 | 9 | 8 | 5 | 0 |
| Syria **** | 180 | 306 | 191 | 4 | 11 | 7 | 3 | 4 | 4 | 1 | 4 | 1 | 3 | 0 | |
| Tunisia | 43 | 44 | 40 | 0 | 2 | 1 | 1 | 0 | 0 | 0 | 1 | 1 | 0 | 0 | |
| U.A.E | 31 | 25 | 25 | 0 | 1 | 1 | 0 | 0 | 1 | 2 | 1 | 0 | 1 | 0 | 0 |
| Yemen | 614 | 578 | 357 | 11 | 14 | 7 | 9 | 7 | 5 | 7 | 11 | 13 | 16 | 6 | |
| Total EMR | 11540 | 12546 | 10303 | 294 | 304 | 271 | 280 | 275 | 225 | 188 | 238 | 199 | 196 | 81 | 17 |

No data = No report received

Totals of the year 2013 include South Sudan that has now moved to the African Region starting October 2013

Table 2: Confirmed polio cases by month of onset

| Country | Total year 2013 | Total year 2014 | 01/11 | | Confirmed polio cases by month of onset | | | | | | | | | | | |
|------------------|-----------------|-----------------|------------|-----------|---|--------------|---------------|------------|------------|----------|-----------|-----------|-------------|----------------|--------------|---------------|
| | | | 2014 | 2015 | December 2014 | January 2015 | February 2015 | March 2015 | April 2015 | May 2015 | June 2015 | July 2015 | August 2015 | September 2015 | October 2015 | November 2015 |
| Afghanistan | 14 | 28 | 23 | 13 | 1 | 1 | 0 | 0 | 2 | 1 | 2 | 1 | 3 | 3 | | |
| Bahrain | 0 | 0 | 0 | 0 | 0 | 0 | 0 | 0 | 0 | 0 | 0 | 0 | 0 | | | |
| Djibouti | 0 | 0 | 0 | 0 | 0 | 0 | 0 | 0 | 0 | 0 | 0 | 0 | 0 | 0 | 0 | |
| Egypt | 0 | 0 | 0 | 0 | 0 | 0 | 0 | 0 | 0 | 0 | 0 | 0 | 0 | | | |
| Iran | 0 | 0 | 0 | 0 | 0 | 0 | 0 | 0 | 0 | 0 | 0 | 0 | 0 | | | |
| Iraq | 0 | 2 | 2 | 0 | 0 | 0 | 0 | 0 | 0 | 0 | 0 | 0 | 0 | 0 | | |
| Jordan **** | 0 | 0 | 0 | 0 | 0 | 0 | 0 | 0 | 0 | 0 | 0 | 0 | 0 | 0 | | |
| Kuwait | 0 | 0 | 0 | 0 | 0 | 0 | 0 | 0 | 0 | 0 | 0 | 0 | 0 | 0 | | |
| Lebanon **** | 0 | 0 | 0 | 0 | 0 | 0 | 0 | 0 | 0 | 0 | 0 | 0 | 0 | 0 | | |
| Libya | 0 | 0 | 0 | 0 | 0 | 0 | 0 | 0 | 0 | 0 | 0 | 0 | 0 | | | |
| Morocco | 0 | 0 | 0 | 0 | 0 | 0 | 0 | 0 | 0 | 0 | 0 | 0 | 0 | | | |
| Oman | 0 | 0 | 0 | 0 | 0 | 0 | 0 | 0 | 0 | 0 | 0 | 0 | 0 | 0 | 0 | |
| Pakistan | 93 | 306 | 254 | 38 | 14 | 10 | 10 | 2 | 1 | 2 | 4 | | 5 | 4 | | |
| Palestine **** | 0 | 0 | 0 | 0 | 0 | 0 | 0 | 0 | 0 | 0 | 0 | 0 | 0 | 0 | | |
| Qatar | 0 | 0 | 0 | 0 | 0 | 0 | 0 | 0 | 0 | 0 | 0 | 0 | 0 | 0 | | |
| Saudi Arabia | 0 | 0 | 0 | 0 | 0 | 0 | 0 | 0 | 0 | 0 | 0 | 0 | 0 | | | |
| Somalia | 194 | 5 | 5 | 0 | 0 | 0 | 0 | 0 | 0 | 0 | 0 | 0 | 0 | 0 | | |
| Sudan | 0 | 0 | 0 | 0 | 0 | 0 | 0 | 0 | 0 | 0 | 0 | 0 | 0 | 0 | | |
| Syria **** | 35 | 1 | 1 | 0 | 0 | 0 | 0 | 0 | 0 | 0 | 0 | 0 | 0 | 0 | | |
| Tunisia | 0 | 0 | 0 | 0 | 0 | 0 | 0 | 0 | 0 | 0 | 0 | 0 | 0 | 0 | | |
| U.A.E | 0 | 0 | 0 | 0 | 0 | 0 | 0 | 0 | 0 | 0 | 0 | 0 | 0 | 0 | | |
| Yemen | 0 | 0 | 0 | 0 | 0 | 0 | 0 | 0 | 0 | 0 | 0 | 0 | 0 | 0 | | |
| Total EMR | 336 | 342 | 285 | 51 | 15 | 11 | 10 | 2 | 3 | 3 | 6 | 1 | 8 | 7 | 0 | 0 |

**** UNRWA cases are included with those of country of residence



World Health Organization – Regional Office for Eastern Mediterranean

AFP SURVEILLANCE

2-Nov-15

Week 44, ending 01 November 2015

Number 891

Table 3: Investigation of AFP cases with paralysis onset in 2014 & 2015 up to Week (44/15) / Ending on : 01/11/2015)

| COUNTRY | 2014 | | | | | | | | | | | | 2015 | | | | | | | | | | | | Latest line List Date |
|--------------|----------------------------|-------------------------------|------------------|------------------------|---------------------------|------|-----------------------|--|--|-------------------------------|--------------------|--------------------|----------------------------|-------------------------------|------------------|------------------------|---------------------------|------|----------------------------------|--|--|-------------------------------|--------------------|--------------------|-----------------------------|
| | AFP | | | | | | | | | Specimen | Wild cases **** | | AFP | | | | | | | | | Specimen | Wild cases **** | | |
| | Total AFP cases onset 2014 | Case classification | | | | | Non polio AFP rate ** | AFP cases pending classification > 90 days from onset of paralysis | AFP cases pending classification and lab > 90 days from onset of paralysis | % with *** adequate specimens | Wild P1 Poliovirus | Wild P3 Poliovirus | Total AFP cases onset 2015 | Case classification | | | | | Annualized Non polio AFP rate ** | AFP cases pending classification > 90 days from onset of paralysis | AFP cases pending classification and lab > 90 days from onset of paralysis | % with *** adequate specimens | Wild P1 Poliovirus | Wild P3 Poliovirus | |
| | | Total Confirmed Polio Cases * | Polio Compatible | Pending Classification | Discarded (non polio AFP) | VDPV | | | | | | | | Total Confirmed Polio Cases * | Polio Compatible | Pending Classification | Discarded (non polio AFP) | VDPV | | | | | | | |
| Afghanistan | 2421 | 28 | 6 | 0 | 2387 | 0 | 12.7 | 0 | 0 | 92.4 | 28 | 0 | 2259 | 13 | 1 | 188 | 2057 | 0 | 13.6 | 24 | 1 | 94.1 | 13 | 0 | 25/10/2015 |
| Bahrain | 16 | 0 | 0 | 0 | 16 | 0 | 5.9 | 0 | 0 | 100.0 | 0 | 0 | 12 | 0 | 0 | 6 | 5 | 0 | 5.3 | 0 | 0 | 91.7 | 0 | 0 | 01/11/2015 |
| Djibouti | 3 | 0 | 0 | 1 | 2 | 0 | 1.0 | 1 | 0 | 66.7 | 0 | 0 | 3 | 0 | 0 | 3 | 0 | 0 | 1.2 | 3 | 2 | 66.7 | 0 | 0 | 25/10/2015 |
| Egypt | 1000 | 0 | 0 | 0 | 999 | 1 | 2.9 | 0 | 0 | 93.4 | 0 | 0 | 856 | 0 | 0 | 93 | 763 | 0 | 2.9 | 4 | 0 | 91.6 | 0 | 0 | 29/10/2015 |
| Iran | 753 | 0 | 0 | 0 | 751 | 2 | 4.2 | 0 | 0 | 96.0 | 0 | 0 | 621 | 0 | 0 | 19 | 602 | 0 | 4.1 | 0 | 0 | 96.6 | 0 | 0 | 01/11/2015 |
| Iraq | 590 | 2 | 1 | 0 | 587 | 0 | 4.0 | 0 | 0 | 88.6 | 2 | 0 | 391 | 0 | 0 | 36 | 355 | 1 | 3.2 | 3 | 0 | 83.4 | 0 | 0 | 29/10/2015 |
| Jordan | 62 | 0 | 0 | 0 | 62 | 0 | 2.5 | 0 | 0 | 96.8 | 0 | 0 | 68 | 0 | 0 | 12 | 56 | 0 | 2.9 | 0 | 0 | 94.1 | 0 | 0 | 29/10/2015 |
| Kuwait | 32 | 0 | 0 | 0 | 32 | 0 | 3.8 | 0 | 0 | 93.8 | 0 | 0 | 23 | 0 | 0 | 0 | 23 | 0 | 3.2 | 0 | 0 | 95.7 | 0 | 0 | 25/10/2015 |
| Lebanon | 50 | 0 | 0 | 0 | 50 | 0 | 2.6 | 0 | 0 | 70.0 | 0 | 0 | 85 | 0 | 0 | 9 | 76 | 0 | 4.7 | 4 | 0 | 85.9 | 0 | 0 | 30/10/2015 |
| Libya | 43 | 0 | 0 | 0 | 43 | 0 | 2.1 | 0 | 0 | 95.3 | 0 | 0 | 46 | 0 | 0 | 7 | 39 | 0 | 2.6 | 0 | 0 | 91.3 | 0 | 0 | 24/10/2015 |
| Morocco | 103 | 0 | 0 | 0 | 103 | 0 | 1.0 | 0 | 0 | 70.9 | 0 | 0 | 59 | 0 | 0 | 23 | 36 | 0 | 0.7 | 16 | 1 | 55.9 | 0 | 0 | 19/10/2015 |
| Oman | 34 | 0 | 0 | 0 | 34 | 0 | 4.3 | 0 | 0 | 97.1 | 0 | 0 | 29 | 0 | 0 | 0 | 29 | 0 | 4.0 | 0 | 0 | 96.6 | 0 | 0 | 01/11/2015 |
| Pakistan | 5369 | 306 | 45 | 0 | 4992 | 27 | 6.5 | 0 | 0 | 87.9 | 306 | 0 | 4416 | 38 | 0 | 370 | 4004 | 4 | 6.7 | 145 | 7 | 88.4 | 38 | 0 | 01/11/2015 |
| Palestine | 21 | 0 | 0 | 0 | 21 | 0 | 1.2 | 0 | 0 | 90.5 | 0 | 0 | 27 | 0 | 0 | 11 | 16 | 0 | 1.8 | 0 | 0 | 88.9 | 0 | 0 | 01/11/2015 |
| Qatar | 7 | 0 | 0 | 0 | 7 | 0 | 2.3 | 0 | 0 | 100.0 | 0 | 0 | 10 | 0 | 0 | 1 | 9 | 0 | 3.6 | 0 | 0 | 70.0 | 0 | 0 | 01/11/2015 |
| Saudi Arabia | 227 | 0 | 0 | 0 | 227 | 0 | 2.5 | 0 | 0 | 97.8 | 0 | 0 | 191 | 0 | 0 | 52 | 139 | 0 | 2.4 | 1 | 0 | 96.9 | 0 | 0 | 01/11/2015 |
| Somalia | 420 | 5 | 4 | 0 | 411 | 0 | 7.4 | 0 | 0 | 96.7 | 5 | 0 | 242 | 0 | 1 | 9 | 232 | 0 | 5.0 | 2 | 0 | 96.3 | 0 | 0 | 29/10/2015 |
| Sudan | 442 | 0 | 0 | 0 | 442 | 0 | 2.7 | 0 | 0 | 97.3 | 0 | 0 | 352 | 0 | 0 | 18 | 334 | 0 | 2.5 | 0 | 0 | 97.2 | 0 | 0 | 01/11/2015 |
| Syria | 306 | 1 | 2 | 0 | 303 | 0 | 4.0 | 0 | 0 | 84.3 | 1 | 0 | 191 | 0 | 0 | 12 | 179 | 0 | 2.9 | 0 | 0 | 90.1 | 0 | 0 | 29/10/2015 |
| Tunisia | 44 | 0 | 0 | 0 | 44 | 0 | 1.7 | 0 | 0 | 81.8 | 0 | 0 | 40 | 0 | 0 | 9 | 31 | 0 | 1.8 | 1 | 1 | 87.5 | 0 | 0 | 30/10/2015 |
| U.A.E | 25 | 0 | 0 | 0 | 25 | 0 | 2.4 | 0 | 0 | 92.0 | 0 | 0 | 25 | 0 | 0 | 1 | 24 | 0 | 2.8 | 0 | 0 | 88.0 | 0 | 0 | 02/11/2015 |
| Yemen | 578 | 0 | 0 | 0 | 578 | 0 | 4.8 | 0 | 0 | 95.0 | 0 | 0 | 357 | 0 | 0 | 114 | 243 | 0 | 3.3 | 46 | 34 | 91.3 | 0 | 0 | 31/10/2015 |
| EMR | 12546 | 342 | 58 | 1 | 12116 | 30 | 5.1 | 1 | 0 | 90.7 | 342 | 0 | 10303 | 51 | 2 | 993 | 9252 | 5 | 5.0 | 249 | 46 | 90.9 | 51 | 0 | |
| 2013 | 11540 | 336 | 55 | 2 | 11091 | 56 | 4.6 | 2 | 0 | 90.1 | 336 | 0 | | | | | | | | | | | | | |

* Confirmed polio cases refer to wild isolation from AFP cases or from contacts of negative index AFP cases

** Non-polio AFP per 100,000 children <15 years

Totals of the year 2013 include South Sudan that has now moved to the African Region starting October 2013

*** Adequate here refers to two stool specimens collected at least 24 hours apart, within 14 days of paralysis onset

**** AFP cases co infected with P1 and P3 are counted separately as wild isolates



World Health Organization – Regional Office for Eastern Mediterranean

AFP SURVEILLANCE

Week 44, ending 01 November 2015

2-Nov-15

Number 891

Table 4: Investigation of contacts of AFP cases with paralysis onset in 2015 up to Week (44/15) / Ending on : (01/11/2015)

| Country | No. of AFP cases | No. of eligible AFP cases for contact sampling* | % of eligible AFP cases with contact samplings | % of eligible AFP cases with 3+ contacts | Total number of Contacts** | % of contacts under 5 years | % of contacts with specimens collected within 7 days of notification of index | % Contact specimens in lab within 3 days of collection | % Contact specimens positive for NPEV | % Contact specimens positive for Sabin like virus | No. of contacts positive for wild virus | % of wild polio virus isolation from contacts | No. of Contacts positive for VDPVs | No. of -ve index AFP cases identified positive by contact | No. of district identified infected from contacts |
|-------------------------|------------------|---|--|--|----------------------------|-----------------------------|---|--|---------------------------------------|---|---|---|------------------------------------|---|---|
| Afghanistan | 2259 | 133 | 79.7 | 78.9 | 867 | 96.9 | 65.5 | 20.8 | 26.8 | 5.0 | 3 | 0.4 | | 2 | 2 |
| Bahrain | 12 | 1 | 0.0 | 0.0 | 0 | | | | | | 0 | | | 0 | 0 |
| Djibouti | 3 | 1 | 0.0 | 0.0 | 0 | | | | | | 0 | | | 0 | 0 |
| Egypt | 856 | 82 | 70.7 | 68.3 | 321 | 80.4 | 60.4 | 97.3 | 13.8 | 3.4 | 0 | 0.0 | | 0 | 0 |
| Iran | 621 | 21 | 100.0 | 90.5 | 125 | 40.8 | 35.2 | 80.8 | 0.0 | 1.6 | 0 | 0.0 | | 0 | 0 |
| Iraq | 391 | 65 | 58.5 | 41.5 | 426 | 64.3 | 16.4 | 85.1 | 10.9 | 4.8 | 0 | 0.0 | 2 | 0 | 0 |
| Jordan | 68 | 4 | 25.0 | 0.0 | 15 | 73.3 | 93.3 | 93.3 | 0.0 | 0.0 | 0 | 0.0 | | 0 | 0 |
| Kuwait | 23 | 1 | 100.0 | 0.0 | 43 | 60.5 | 74.4 | 100.0 | 2.4 | 4.8 | 0 | 0.0 | | 0 | 0 |
| Lebanon | 85 | 12 | 25.0 | 16.7 | 89 | 30.3 | 70.8 | 1.1 | 7.9 | 3.4 | 0 | 0.0 | | 0 | 0 |
| Libya | 46 | 4 | 0.0 | 0.0 | 0 | | | | | | 0 | | | 0 | 0 |
| Morocco | 59 | 26 | 42.3 | 34.6 | 41 | 19.5 | 41.5 | 52.5 | 5.0 | 0.0 | 0 | 0.0 | | 0 | 0 |
| Oman | 29 | 1 | 100.0 | 100.0 | 96 | 76.0 | 25.0 | 89.6 | 22.9 | 3.1 | 0 | 0.0 | | 0 | 0 |
| Pakistan | 4416 | 511 | 80.2 | 75.7 | 1378 | 83.0 | 56.2 | 67.1 | 28.3 | 5.8 | 2 | 0.2 | | 2 | 0 |
| Palestine | 27 | 3 | 0.0 | 0.0 | 0 | | | | | | 0 | | | 0 | 0 |
| Qatar | 10 | 3 | 0.0 | 0.0 | 0 | | | | | | 0 | | | 0 | 0 |
| Saudi Arabia | 191 | 6 | 33.3 | 16.7 | 7 | 85.7 | 0.0 | | | | 0 | | | 0 | 0 |
| Somalia | 242 | 9 | 88.9 | 77.8 | 705 | 94.5 | 92.6 | 30.4 | 12.1 | 5.8 | 0 | 0.0 | | 0 | 0 |
| Sudan | 352 | 10 | 80.0 | 80.0 | 114 | 80.7 | 58.8 | 43.4 | 10.8 | 0.0 | 0 | 0.0 | | 0 | 0 |
| Syria | 191 | 19 | 63.2 | 36.8 | 377 | 28.4 | 82.8 | 46.6 | 4.3 | 3.3 | 0 | 0.0 | | 0 | 0 |
| Tunisia | 40 | 5 | 20.0 | 0.0 | 6 | 16.7 | 66.7 | 83.3 | 0.0 | 0.0 | 0 | 0.0 | | 0 | 0 |
| U.A.E. | 25 | 3 | 66.7 | 0.0 | 3 | 66.7 | 0.0 | 0.0 | 0.0 | 0.0 | 0 | 0.0 | | 0 | 0 |
| Yemen | 357 | 31 | 67.7 | 61.3 | 834 | 56.2 | 83.3 | 2.1 | 14.1 | 1.7 | 0 | 0.0 | | 0 | 0 |
| Grand Total 2015 | 10303 | 951 | 74.0 | 68.1 | 5447 | 74.4 | 64.8 | 49.1 | 18.2 | 4.4 | 5 | 0.1 | 2 | 4 | 2 |
| Grand Total 2014 | 12546 | 1182 | 74.8 | 68.2 | 7359 | 77.0 | 72.2 | 41.3 | 17.1 | 4.3 | 19 | 0.3 | 4 | 8 | 2 |

* Eligible refers to AFP cases with inadequate stool specimens

Totals of the year 2013 include South Sudan that has now moved to the African Region starting October 2013

** Total number of contacts from eligible AFP cases and from other AFP cases as per with country criteria for contact sampling

Last wild contacts in EMRO, 01/01/2015 - 01/11/2015

| Year | Country | Data | Date of Most Recent stool collection |
|-------------------|-------------|----------------------------------|--------------------------------------|
| 2015 | Pakistan | Count of wild contacts: 2 | 27/07/2015 |
| | Afghanistan | Count of wild contacts: 3 | 28/05/2015 |
| 2015 Total | | Count of wild contacts: 5 | 27/07/2015 |

Number and distribution by district of -ve index AFP cases identified as wild positive by contact in EMR, 2015

| Year | COUNTRY | PROVINCE | DISTRICT | Count | First case | Last case |
|-------------------|------------------|-----------------|----------|----------|-------------------|-------------------|
| 2015 | AFG | FARAH | GULESTAN | 1 | 23/04/2015 | 23/04/2015 |
| | | | BAKWA | 1 | 21/04/2015 | 21/04/2015 |
| | AFG Total | | | 2 | 21/04/2015 | 23/04/2015 |
| | PAK | KHYBER PAKHTOON | PESHAWAR | 1 | 08/06/2015 | 08/06/2015 |
| | | | TANK | 1 | 25/01/2015 | 25/01/2015 |
| | PAK Total | | | 2 | 25/01/2015 | 08/06/2015 |
| 2015 Total | | | | 4 | 25/01/2015 | 08/06/2015 |



Table 5: Laboratory investigation of AFP cases with paralysis onset in 2015 up to Week (44/15) / Ending on : (01/11/2015)

| Country | Polio laboratories Sequencing performed by CDC and RIVM laboratories | AFP cases with specimens | Preliminary virus isolation results of AFP cases | | | | | | Poliovirus intratypic differentiation results # | | | | | | | | | | Indicators | | | | Latest report Date | | | |
|-----------------------|---|--------------------------|--|-----------|-----------|----------|------------------------|------------------------|---|-------|------|--------|-------|------|--------|-------|------|-----------------------------|-------------|--------|-------------|--------------------------------|--------------------|---|--|--|
| | | | Referred for ITD | | NPEV only | Negative | Pending | | Type 1 | | | Type 2 | | | Type 3 | | | Discordant pending sequence | NPEV by PCR | Non-EV | Pending ITD | % specimens positive for NPEV* | | % AFP cases with culture results within 14 days | % AFP cases with ITD results within 7 days | % AFP cases with ITD results within 45 days of onset** |
| | | | L20B+ | L20B+NPEV | | | received < / = 14 days | received > 14 days ago | Wild | Sabin | VDPV | Wild | Sabin | VDPV | Wild | Sabin | VDPV | | | | | | | | | |
| | | | | | | | | | | | | | | | | | | | | | | | | | | |
| Afghanistan | RRL Pakistan | 2193 | 151 | 17 | 464 | 1469 | 82 | 10 | 11 | 85 | | | 37 | | | 92 | | 2 | | | 20% | 92% | 97% | 99% | 30/10/2015 | |
| Bahrain | PNL Oman | 10 | | | | 6 | 4 | | | | | | | | | | | | | | 0% | 100% | | 100% | 01/11/2015 | |
| Djibouti | NPL Kenya | 3 | | | | | | 3 | | | | | | | | | | | | | | | | | 25/10/2015 | |
| Egypt*** | RRL Egypt | 832 | 34 | 5 | 138 | 616 | 28 | 11 | | 16 | | 11 | | | 11 | | 6 | 8 | 1 | 14% | 98% | 100% | 99% | 29/10/2015 | | |
| Iran | NPL Iran | 629 | 13 | | 5 | 598 | 11 | 2 | | 5 | | 3 | | | 4 | | 2 | | | 1% | 99% | 100% | 99% | 31/10/2015 | | |
| Iraq | RRL Egypt | 392 | 16 | | 41 | 314 | 19 | 2 | | 3 | | 2 | 1 | | 5 | | 1 | | | 11% | 100% | 100% | 70% | 29/10/2015 | | |
| Jordan | RRL Tunisia | 72 | | | 4 | 65 | 3 | | | | | | | | | | | | | 8% | 100% | | | 01/11/2015 | | |
| Kuwait | RRL Kuwait | 25 | | | | 25 | | | | | | | | | | | | | | 1% | 100% | | 100% | 29/10/2015 | | |
| Lebanon | RRL Egypt | 88 | 1 | | 3 | 83 | 1 | | | 1 | | | | | 1 | | | 1 | | 7% | 99% | 100% | 91% | 29/10/2015 | | |
| Libya | RRL Tunisia | 46 | | | 1 | 42 | 1 | 2 | | | | | | | | | | | | 2% | 100% | | 88% | 01/11/2015 | | |
| Morocco | RRL Tunisia | 50 | | | 5 | 45 | | | | | | | | | | | | | | 8% | 88% | | 86% | 30/10/2015 | | |
| Oman | NPL Oman | 29 | | | 5 | 24 | | | | | | | | | | | | | | 20% | 100% | | 100% | 01/11/2015 | | |
| Pakistan | RRL Pakistan | 4501 | 259 | 40 | 1010 | 2960 | 229 | 4 | 36 | 111 | | 77 | 4 | | 125 | | 11 | | | 21% | 97% | 99% | 97% | 30/10/2015 | | |
| Palestine & UNRWA | | 27 | | | | 23 | 1 | 3 | | | | | | | | | | | | 0% | 0% | | 100% | 01/11/2015 | | |
| Qatar | NPL Oman | 10 | | | 1 | 9 | | | | | | | | | | | | | | 10% | 100% | | 100% | 01/11/2015 | | |
| Saudi Arabia | NPL Oman | 194 | 3 | | 8 | 159 | 1 | 20 | | 3 | | 3 | | | 4 | | 3 | | | 4% | 100% | 100% | 73% | 18/10/2015 | | |
| Somalia | NPL Kenya | 241 | 11 | 8 | 33 | 181 | 1 | 7 | | 13 | | 10 | | | 15 | | | | | 18% | 15% | | 96% | 29/10/2015 | | |
| Sudan | RRL Egypt | 354 | 3 | | 36 | 295 | 20 | | | 1 | | 1 | | | 1 | | 1 | | | 11% | 99% | 100% | 100% | 01/11/2015 | | |
| Syria | RRL Egypt | 201 | 7 | | 12 | 175 | 5 | 2 | | 1 | | 4 | | | 5 | | | | | 5% | 99% | 100% | 50% | 01/11/2015 | | |
| Tunisia | RRL Tunisia | 40 | | | | 40 | | | | | | | | | | | | | | 0% | 98% | | 98% | 01/11/2015 | | |
| U.A.E | NPL Oman | 24 | 1 | | 2 | 21 | | | | 1 | | | | | | | | | | 4% | 100% | 100% | 79% | 01/11/2015 | | |
| Yemen | RRL Egypt | 330 | 8 | 1 | 39 | 184 | 13 | 85 | | 5 | | 5 | | | 1 | | | | | 16% | 52% | 100% | 44% | 29/10/2015 | | |
| Total EMR 2015 | | 10291 | 507 | 71 | 1807 | 7334 | 419 | 151 | 47 | 245 | | 153 | 5 | | 264 | | 3 | 24 | 9 | 1 | 17% | 93% | 99% | 96% | | |
| Total EMR 2014 | | 12289 | 954 | 93 | 2203 | 9037 | | | 334 | 339 | 1 | 169 | 26 | | 344 | | 3 | 18 | 3 | | 16% | 94% | 95% | 97% | | |

* Specimens from all sources including non-AFP cases, excluding environmental samples

** This indicator reflects surveillance and laboratory activities



Environmental surveillance initiated in **Egypt** in September 2000 showed the following:

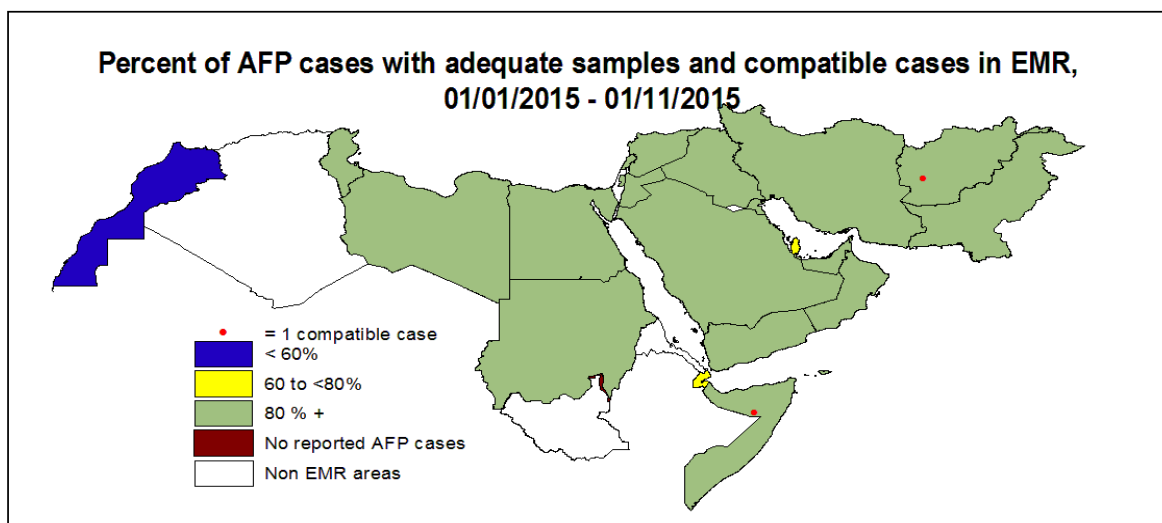

| Result | 2010 | 2011 | 2012 | 2013 | 2014 | 2015 |
|----------|------|------|------|------|------|------|
| Negative | 183 | 178 | 196 | 304 | 410 | 318 |
| Pending | | | | | | 24 |
| Wild | | | 2 | | | |
| VDPVP2 | | | 7 | 3 | 2 | 3 |
| VDPVP1 | | | 1 | | 1 | |
| Total | 183 | 178 | 206 | 307 | 413 | 345 |

| YEAR | Province | Site | Count | First date | Last Date |
|------|--------------|----------|-------|------------|------------|
| 2014 | GIZA | AL HARAM | 1 | 30/09/2014 | 30/09/2014 |
| | | AL WASLA | 1 | 04/03/2014 | 04/03/2014 |
| | VDPVP2 Total | | 2 | 04/03/2014 | 30/09/2014 |
| | QALUBIA | BENHA | 1 | 20/04/2014 | 20/04/2014 |
| | VDPVP1 Total | | 1 | 20/04/2014 | 20/04/2014 |
| 2015 | CAIRO | EL SAFF | 1 | 16/06/2015 | 16/06/2015 |
| | | GIZA | 1 | 04/02/2015 | 04/02/2015 |
| | | HURGADA | 1 | 26/05/2015 | 26/05/2015 |
| | VDPVP2 Total | | 3 | 04/02/2015 | 16/06/2015 |

Environmental surveillance initiated in **Pakistan** in 2009 and **Afghanistan** in 2014 showed the following:

| COUNTRY1 | Status | 2009 | 2010 | 2011 | 2012 | 2013 | 2014 | 2015 |
|-----------|--------------|------|------|------|------|------|------|------|
| AFG | Negative | | | | | | 9 | 78 |
| | Pending | | | | | | | 16 |
| | Wild | | | | | | 17 | 13 |
| AFG Total | | | | | | | 9 | 95 |
| PAK | Negative | 27 | 77 | 68 | 150 | 256 | 236 | 275 |
| | Pending | | | | | | 1 | 11 |
| | Wild | 18 | 79 | 136 | 89 | 64 | 125 | 64 |
| | Wild & VDPV2 | | | | | | 2 | 6 |
| | VDPV2 | | | | | | 4 | 8 |
| PAK Total | | 45 | 156 | 204 | 239 | 322 | 372 | 362 |

| Year | COUNTRY | Status | SITEDIST | SITENAME | Count Wild | First date | Last date | | | |
|---------------|--------------------------|---------------------------------|---------------------------------|--------------|----------------|---------------------|------------|------------|------------|------------|
| 2015 | AFG | Wild | NANGARHAR | RADOR BRIDGE | 2 | 22/02/2015 | 21/09/2015 | | | |
| | | | | HILMAND | BOLAN BRIDGE | 2 | 25/01/2015 | 20/04/2015 | | |
| | | | | | RADIO MAHALLIE | 3 | 22/02/2015 | 20/09/2015 | | |
| | | | KANDAHAR | ZARAT BAGH | 2 | 24/01/2015 | 19/09/2015 | | | |
| | | | | BARAN SARAI | 1 | 19/09/2015 | 19/09/2015 | | | |
| | | | | KHANDAK | 2 | 04/01/2015 | 26/08/2015 | | | |
| | | | RAROBAT | 1 | 26/01/2015 | 26/01/2015 | | | | |
| | | | AFG Total | | | | | 13 | 04/01/2015 | 21/09/2015 |
| | | | PAK | Wild | KHI.GADAP TOWN | BALDIA COMPOSITE | 2 | 06/01/2015 | 04/02/2015 | |
| | | | | | | SOHRAB GOTH | 2 | 17/08/2015 | 22/09/2015 | |
| | | | | | | MACHAR COLONY | 5 | 11/05/2015 | 13/10/2015 | |
| | | | | | LAHORE | KHAMISO GOTH | 1 | 20/01/2015 | 20/01/2015 | |
| | | | | | | MULTAN ROAD STATION | 2 | 19/02/2015 | 19/06/2015 | |
| | OUTFALL STATION-F | 1 | | | | 12/10/2015 | 12/10/2015 | | | |
| | RAWALPINDI | OUTFALL STATION-G | | | 1 | 12/01/2015 | 12/01/2015 | | | |
| | | SAFDAR ABAD | | | 1 | 10/10/2015 | 10/10/2015 | | | |
| | | DHOKE DALLAL | | | 3 | 10/03/2015 | 10/10/2015 | | | |
| | QUETTA | JAM-E-SALFIA | | | 1 | 12/01/2015 | 12/01/2015 | | | |
| | | JATAK KILLI & TAKHTHANI BY PASS | | | 5 | 28/01/2015 | 28/08/2015 | | | |
| | | SUR PUL | | | 4 | 20/01/2015 | 20/09/2015 | | | |
| | SUKKUR | MAKKA PUMPING STATION | | | 2 | 06/01/2015 | 04/02/2015 | | | |
| | | MIANI PUMPING STATION | | | 4 | 05/02/2015 | 11/09/2015 | | | |
| | PESHAWAR | LARA MA | | | 3 | 03/01/2015 | 24/08/2015 | | | |
| | | SHAHEEN TOWN | | | 6 | 10/01/2015 | 10/09/2015 | | | |
| | MULTAN | ALI TOWN | | | 1 | 18/08/2015 | 18/08/2015 | | | |
| | | KOTLA ABDUL FATAH | | | 2 | 28/07/2015 | 31/08/2015 | | | |
| | | SURAJ MIANI | | | 1 | 08/04/2015 | 08/04/2015 | | | |
| | CDA | SABZI MANDI | | | 2 | 12/01/2015 | 17/08/2015 | | | |
| | KHI.GULSHAN-E-IQBAL TOWN | CHAKORA NULLA | | | 2 | 13/01/2015 | 05/05/2015 | | | |
| | | RASHID MINHAS RD LAY | | | 2 | 02/03/2015 | 12/08/2015 | | | |
| | DIKHAN | MODC DRAIN | | | 2 | 04/03/2015 | 04/08/2015 | | | |
| | KABDULLAH | ZAFAR ABAD DRAIN | | | 1 | 05/05/2015 | 05/05/2015 | | | |
| | | ARMY KAZIBA | | | 2 | 01/03/2015 | 01/06/2015 | | | |
| | JACOBABAD | HADI PACKET | | | 1 | 15/01/2015 | 15/01/2015 | | | |
| | | SADDAR PUMPING STATION | | | 4 | 08/01/2015 | 05/05/2015 | | | |
| | HYDERABAD | TULSIDAS PUMPING STATION | | | 1 | 03/02/2015 | 03/02/2015 | | | |
| | | QUETTA | | | JAM-E-SALFIA | 1 | 12/09/2015 | 12/09/2015 | | |
| | Wild & VDPV2 | QUETTA | JATAK KILLI & TAKHTHANI BY PASS | 1 | 28/03/2015 | 28/03/2015 | | | | |
| | | | LARA MA | 1 | 26/02/2015 | 26/02/2015 | | | | |
| | | | SOHRAB GOTH | 1 | 22/01/2015 | 22/01/2015 | | | | |
| | VDPV2 | KHI.GULSHAN-E-IQBAL TOWN | RASHID MINHAS RD LAY | 2 | 08/06/2015 | 07/07/2015 | | | | |
| | | | OUTFALL STATION-G | 1 | 13/04/2015 | 13/04/2015 | | | | |
| SOHRAB GOTH | | | 2 | 23/02/2015 | 18/03/2015 | | | | | |
| MACHAR COLONY | | | 3 | 14/01/2015 | 16/03/2015 | | | | | |
| PAK Total | | | | | 76 | 03/01/2015 | 13/10/2015 | | | |
| Grand Total | | | | | 89 | 03/01/2015 | 13/10/2015 | | | |



Wild polio cases by country and date of onset of paralysis in EMR, 2014-2015

| Year | COUNTRY | Count | First Case | Last Case |
|-------------------|---------|------------|-------------------|-------------------|
| 2014 | PAK | 306 | 03/01/2014 | 26/12/2014 |
| | AFG | 28 | 14/01/2014 | 04/12/2014 |
| | SOM | 5 | 11/05/2014 | 11/08/2014 |
| | IRQ | 2 | 10/02/2014 | 07/04/2014 |
| | SYR | 1 | 21/01/2014 | 21/01/2014 |
| 2014 Total | | 342 | 03/01/2014 | 26/12/2014 |
| 2015 | PAK | 38 | 03/01/2015 | 16/09/2015 |
| | AFG | 13 | 21/01/2015 | 06/09/2015 |
| 2015 Total | | 51 | 03/01/2015 | 16/09/2015 |

Last reported wild Polio P3 from Pakistan with date of onset 18/04/2012



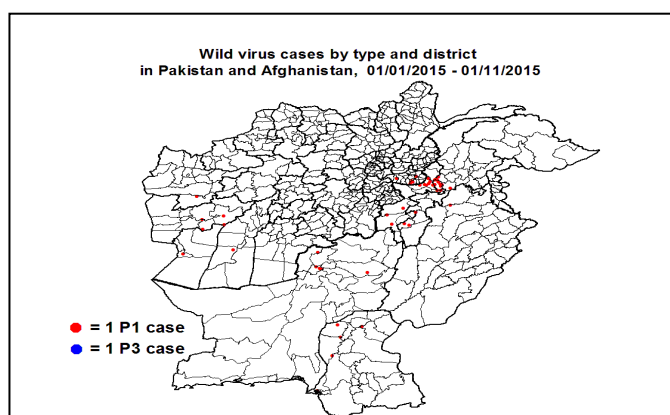
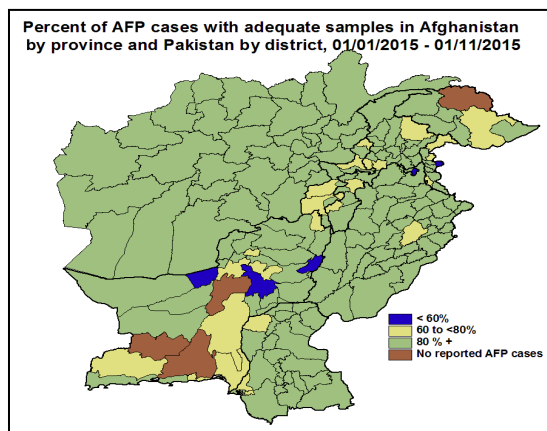
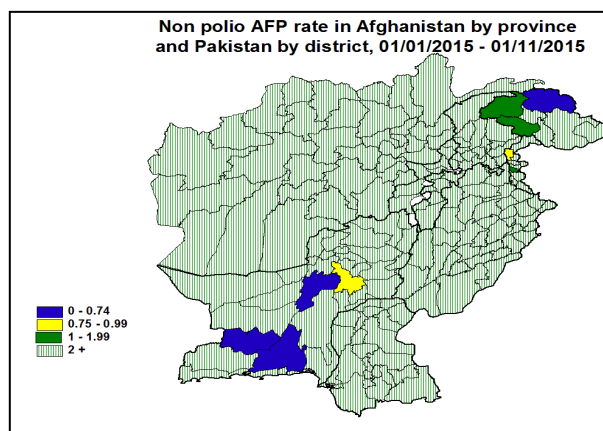
World Health Organization – Regional Office for Eastern Mediterranean

AFP SURVEILLANCE

Week 44, ending 01 November 2015

2-Nov-15

Number 891



Wild Polio cases by district and date of onset of paralysis, Afghanistan 2015

| PROVINCE | DISTRICT | Count | First case | Last case |
|--------------------|-----------|-----------|-------------------|-------------------|
| NANGARHAR | SHERZAD | 1 | 06/09/2015 | 06/09/2015 |
| | BATIKOT | 1 | 04/09/2015 | 04/09/2015 |
| | ACHIN | 4 | 17/07/2015 | 01/09/2015 |
| NIMROZ | ZARANJ | 1 | 07/08/2015 | 07/08/2015 |
| HIRAT | SHINDAND | 1 | 27/06/2015 | 27/06/2015 |
| FARAH | BALABULUK | 1 | 07/06/2015 | 07/06/2015 |
| | GULESTAN | 2 | 23/04/2015 | 05/05/2015 |
| | BAKWA | 1 | 21/04/2015 | 21/04/2015 |
| HILMAND | REG | 1 | 21/01/2015 | 21/01/2015 |
| Grand Total | | 13 | 21/01/2015 | 06/09/2015 |

Wild Polio cases by district and date of onset of paralysis, Pakistan 2015

| PROVINCE | DISTRICT | Count | First case | Last case |
|--------------------|-------------|-----------|-------------------|-------------------|
| KHYBER PAKHTOON | PESHAWAR | 10 | 17/01/2015 | 16/09/2015 |
| | CHARSADA | 1 | 20/04/2015 | 20/04/2015 |
| | TANK | 2 | 03/01/2015 | 25/01/2015 |
| | LAKKIMRWT | 1 | 07/01/2015 | 07/01/2015 |
| | NOWSHERA | 1 | 05/01/2015 | 05/01/2015 |
| FATA | FR PESHAWAR | 1 | 14/09/2015 | 14/09/2015 |
| | KHYBER | 7 | 05/01/2015 | 22/08/2015 |
| | WAZIR-S | 2 | 07/01/2015 | 24/05/2015 |
| SINDH | WAZIR-N | 1 | 06/05/2015 | 06/05/2015 |
| | KHIGULBERG | 1 | 14/09/2015 | 14/09/2015 |
| | DADU | 2 | 10/02/2015 | 19/02/2015 |
| | SUKKUR | 1 | 13/02/2015 | 13/02/2015 |
| PUNJAB | KAMBAR | 1 | 04/01/2015 | 04/01/2015 |
| | CHAKWAL | 1 | 11/09/2015 | 11/09/2015 |
| BALOCHISTAN | QUETTA | 4 | 20/02/2015 | 26/08/2015 |
| | LORALAI | 1 | 09/02/2015 | 09/02/2015 |
| | KABDULAH | 1 | 03/02/2015 | 03/02/2015 |
| Grand Total | | 38 | 03/01/2015 | 16/09/2015 |



**Circulating VDPV cases and date of onset of paralysis in EMR countries by districts
2014 - 2015**

| Year | COUNTRY | PROVINCE | DISTRICT | cVDPV2 | | |
|------------|---------|-----------------|-----------------|--------|------------|------------|
| | | | | Count | First Case | Last Case |
| 2014 | PAK | SINDH | KHIGADAP | 1 | 13/12/2014 | 13/12/2014 |
| | | | FATA | KHYBER | 3 | 27/05/2014 |
| | | FR BANNU | | 8 | 24/01/2014 | 27/05/2014 |
| | | WAZIR-N | | 7 | 03/01/2014 | 12/04/2014 |
| | | KHYBER PAKHTOON | PESHAWAR | 1 | 01/08/2014 | 01/08/2014 |
| | | | LAKKIMRWT | 1 | 08/05/2014 | 08/05/2014 |
| | | | BANNU | 1 | 03/05/2014 | 03/05/2014 |
| | | PAK Total | | | | 22 |
| 2014 Total | | | | 22 | 03/01/2014 | 13/12/2014 |
| 2015 | PAK | FATA | KHYBER | 1 | 09/02/2015 | 09/02/2015 |
| | | | KHYBER PAKHTOON | HANGU | 1 | 05/02/2015 |
| | | PAK Total | | | | 2 |
| 2015 Total | | | | 2 | 05/02/2015 | 09/02/2015 |

In 2014, 1 AFP case in Pakistan was identified as VDPV by contact
In 2014, 1 AFP case in Pakistan from Khyber district, FATA province with date of onset 27/05/2014 was identified as WPV1 & cVDPV2.
The case is classified as wild and reflected in page-2- table (3), pages 6 & 7 of the polio fax. Accordingly final number of cVDPV cases in Pakistan for 2014 is (22)