



AFP SURVEILLANCE

26-Oct-15

Week 43, ending 25 October 2015

Number 890

Table 1: Acute Flaccid Paralysis (AFP) cases by week of onset

Country	Reported AFP cases by week of onset - Week (43/15) / Ending on : 25/10/15														
	Total AFP 2013	Total AFP 2014	Total AFP to date, 2015	W 32 09 Aug 15	W 33 16 Aug 15	W 34 23 Aug 15	W 35 30 Aug 15	W 36 06 Sep 15	W 37 13 Sep 15	W 38 20 Sep 15	W 39 27 Sep 15	W 40 04 Oct 15	W 41 11 Oct 15	W 42 18 Oct 15	W 43 25 Oct 15
Afghanistan	1897	2421	2198	48	61	54	70	50	55	39	27	50	32	40	7
Bahrain	12	16	11	1	0	0	0	1	1	2	0	0	1	0	
Djibouti	7	3	3	0	0	0	0	0	0	0	0	0	0	0	0
Egypt	1007	1000	834	20	24	12	11	12	15	22	14	20	15	19	2
Iran	708	753	607	12	22	15	15	16	14	9	23	15	12	4	0
Iraq	444	590	370	10	12	14	8	12	8	5	1	6	5		
Jordan ****	35	62	67	2	0	1	2	0	2	2	2	1	3		
Kuwait	39	32	23	0	0	0	0	0	1	0	0	1	0	0	0
Lebanon ****	33	50	84	2	0	2	5	1	2	2	4	2	3		
Libya	58	43	46	1	0	2	0	1	1	3	0	2	1	0	
Morocco	106	103	59	1	1	1	1	2	0	2	0	0	0	0	
Oman	20	34	29	0	0	0	1	0	0	0	3	0	0	0	0
Pakistan	4790	5369	4287	96	131	159	122	146	145	109	76	87	49	15	0
Palestine ****	38	21	26	0	0	1	0	1	2	1	1	2	2	0	0
Qatar	8	7	10	0	0	1	0	0	0	0	0	0	1	0	0
Saudi Arabia	220	227	180	4	5	1	4	5	4	6	4	4	3	0	0
Somalia	546	420	240	6	9	2	2	4	3	5	7	4	2	0	
Sudan	410	442	341	6	9	9	11	13	9	5	9	6	9	2	0
Syria ****	180	306	186	4	4	11	7	3	4	4	1	2	1	0	
Tunisia	43	44	37	1	0	1	2	1	0	0	0	0	0	0	
U.A.E	31	25	25	0	0	1	1	0	0	1	2	1	0	1	0
Yemen	614	578	346	9	11	14	7	9	7	5	7	11	12	12	0
Total EMR	11540	12546	10009	223	289	301	269	277	273	222	181	214	151	93	9

No data = No report received

Totals of the year 2013 include South Sudan that has now moved to the African Region starting October 2013

Table 2: Confirmed polio cases by month of onset

Country	Total year 2013	Total year 2014	25/10		Confirmed polio cases by month of onset											
			2014	2015	November 2014	December 2014	January 2015	February 2015	March 2015	April 2015	May 2015	June 2015	July 2015	August 2015	September 2015	October 2015
Afghanistan	14	28	23	13	4	1	1	0	0	2	1	2	1	3	3	
Bahrain	0	0	0	0	0	0	0	0	0	0	0	0	0	0		
Djibouti	0	0	0	0	0	0	0	0	0	0	0	0	0	0	0	
Egypt	0	0	0	0	0	0	0	0	0	0	0	0	0	0		
Iran	0	0	0	0	0	0	0	0	0	0	0	0	0	0		
Iraq	0	2	2	0	0	0	0	0	0	0	0	0	0	0		
Jordan ****	0	0	0	0	0	0	0	0	0	0	0	0	0	0		
Kuwait	0	0	0	0	0	0	0	0	0	0	0	0	0	0	0	
Lebanon ****	0	0	0	0	0	0	0	0	0	0	0	0	0			
Libya	0	0	0	0	0	0	0	0	0	0	0	0	0			
Morocco	0	0	0	0	0	0	0	0	0	0	0	0	0			
Oman	0	0	0	0	0	0	0	0	0	0	0	0	0			
Pakistan	93	306	244	38	43	14	10	10	2	1	2	4		5	4	
Palestine ****	0	0	0	0	0	0	0	0	0	0	0	0	0	0	0	
Qatar	0	0	0	0	0	0	0	0	0	0	0	0	0	0	0	
Saudi Arabia	0	0	0	0	0	0	0	0	0	0	0	0	0			
Somalia	194	5	5	0	0	0	0	0	0	0	0	0	0	0		
Sudan	0	0	0	0	0	0	0	0	0	0	0	0	0	0	0	
Syria ****	35	1	1	0	0	0	0	0	0	0	0	0	0	0		
Tunisia	0	0	0	0	0	0	0	0	0	0	0	0	0			
U.A.E	0	0	0	0	0	0	0	0	0	0	0	0	0			
Yemen	0	0	0	0	0	0	0	0	0	0	0	0	0			
Total EMR	336	342	275	51	47	15	11	10	2	3	3	6	1	8	7	0

**** UNRWA cases are included with those of country of residence



World Health Organization – Regional Office for Eastern Mediterranean

AFP SURVEILLANCE

26-Oct-15

Week 43, ending 25 October 2015

Number 890

Table 3: Investigation of AFP cases with paralysis onset in 2014 & 2015 up to Week (43/15) / Ending on : 25/10/2015)

COUNTRY	2014												2015												Latest line List Date
	AFP									Specimen	Wild cases ****		AFP									Specimen	Wild cases ****		
	Total AFP cases onset 2014	Case classification					Non polio AFP rate **	AFP cases pending classification > 90 days from onset of paralysis	AFP cases pending classification and lab > 90 days from onset of paralysis	% with *** adequate specimens	Wild P1 Poliovirus	Wild P3 Poliovirus	Total AFP cases onset 2015	Case classification					Annualized Non polio AFP rate **	AFP cases pending classification > 90 days from onset of paralysis	AFP cases pending classification and lab > 90 days from onset of paralysis	% with *** adequate specimens	Wild P1 Poliovirus	Wild P3 Poliovirus	
		Total Confirmed Polio Cases *	Polio Compatible	Pending Classification	Discarded (non polio AFP)	VDPV								Total Confirmed Polio Cases *	Polio Compatible	Pending Classification	Discarded (non polio AFP)	VDPV							
Afghanistan	2421	28	6	0	2387	0	12.7	0	0	92.4	28	0	2198	13	1	170	2014	0	13.6	25	1	94.1	13	0	25/10/2015
Bahrain	16	0	0	0	16	0	5.9	0	0	100.0	0	0	11	0	0	5	5	0	5.0	0	0	81.8	0	0	22/10/2015
Djibouti	3	0	0	1	2	0	1.0	1	0	66.7	0	0	3	0	0	3	0	0	1.2	3	2	66.7	0	0	25/10/2015
Egypt	1000	0	0	0	999	1	2.9	0	0	93.4	0	0	834	0	0	107	727	0	2.9	4	0	92.8	0	0	22/10/2015
Iran	753	0	0	0	751	2	4.2	0	0	96.0	0	0	607	0	0	29	578	0	4.1	0	0	96.2	0	0	18/10/2015
Iraq	590	2	1	0	587	0	4.0	0	0	88.6	2	0	370	0	0	29	341	1	3.1	2	0	85.4	0	0	15/10/2015
Jordan	62	0	0	0	62	0	2.5	0	0	96.8	0	0	67	0	0	13	54	0	2.9	0	0	92.5	0	0	14/10/2015
Kuwait	32	0	0	0	32	0	3.8	0	0	93.8	0	0	23	0	0	0	23	0	3.3	0	0	95.7	0	0	25/10/2015
Lebanon	50	0	0	0	50	0	2.6	0	0	70.0	0	0	84	0	0	20	64	0	4.7	4	0	85.7	0	0	16/10/2015
Libya	43	0	0	0	43	0	2.1	0	0	95.3	0	0	46	0	0	7	39	0	2.7	0	0	91.3	0	0	24/10/2015
Morocco	103	0	0	0	103	0	1.0	0	0	70.9	0	0	59	0	0	23	36	0	0.7	16	1	55.9	0	0	19/10/2015
Oman	34	0	0	0	34	0	4.3	0	0	97.1	0	0	29	0	0	0	29	0	4.1	0	0	96.6	0	0	25/10/2015
Pakistan	5369	306	45	0	4992	27	6.5	0	0	87.9	306	0	4287	38	0	347	3899	3	6.7	135	5	88.4	38	0	25/10/2015
Palestine	21	0	0	0	21	0	1.2	0	0	90.5	0	0	26	0	0	10	16	0	1.8	0	0	88.5	0	0	25/10/2015
Qatar	7	0	0	0	7	0	2.3	0	0	100.0	0	0	10	0	0	1	9	0	3.7	0	0	70.0	0	0	25/10/2015
Saudi Arabia	227	0	0	0	227	0	2.5	0	0	97.8	0	0	180	0	0	41	139	0	2.3	0	0	96.7	0	0	25/10/2015
Somalia	420	5	4	0	411	0	7.4	0	0	96.7	5	0	240	0	1	16	223	0	5.1	0	0	96.3	0	0	22/10/2015
Sudan	442	0	0	0	442	0	2.7	0	0	97.3	0	0	341	0	0	12	329	0	2.5	0	0	97.1	0	0	25/10/2015
Syria	306	1	2	0	303	0	4.0	0	0	84.3	1	0	186	0	0	8	178	0	2.9	0	0	89.8	0	0	22/10/2015
Tunisia	44	0	0	0	44	0	1.7	0	0	81.8	0	0	37	0	0	6	31	0	1.7	1	1	89.2	0	0	23/10/2015
U.A.E	25	0	0	0	25	0	2.4	0	0	92.0	0	0	25	0	0	5	20	0	2.9	0	0	88.0	0	0	25/10/2015
Yemen	578	0	0	0	578	0	4.8	0	0	95.0	0	0	346	0	0	129	217	0	3.3	46	34	91.0	0	0	25/10/2015
EMR	12546	342	58	1	12116	30	5.1	1	0	90.7	342	0	10009	51	2	981	8971	4	5.0	236	44	91.0	51	0	
2013	11540	336	55	2	11091	56	4.6	2	0	90.1	336	0													

* Confirmed polio cases refer to wild isolation from AFP cases or from contacts of negative index AFP cases

** Non-polio AFP per 100,000 children <15 years

Totals of the year 2013 include South Sudan that has now moved to the African Region starting October 2013

*** Adequate here refers to two stool specimens collected at least 24 hours apart, within 14 days of paralysis onset

**** AFP cases co infected with P1 and P3 are counted separately as wild isolates



World Health Organization – Regional Office for Eastern Mediterranean

AFP SURVEILLANCE

Week 43, ending 25 October 2015

26-Oct-15

Number 890

Table 4: Investigation of contacts of AFP cases with paralysis onset in 2015 up to Week (43/15) / Ending on : (25/10/2015)

Country	No. of AFP cases	No. of eligible AFP cases for contact sampling*	% of eligible AFP cases with contact samplings	% of eligible AFP cases with 3+ contacts	Total number of Contacts**	% of contacts under 5 years	% of contacts with specimens collected within 7 days of notification of index	% Contact specimens in lab within 3 days of collection	% Contact specimens positive for NPEV	% Contact specimens positive for Sabin like virus	No. of contacts positive for wild virus	% of wild polio virus isolation from contacts	No. of Contacts positive for VDPVs	No. of -ve index AFP cases identified positive by contact	No. of district identified infected from contacts
Afghanistan	2198	129	77.5	76.7	833	96.9	65.9	21.1	26.4	4.9	3	0.4		2	2
Bahrain	11	2	0.0	0.0	0						0			0	0
Djibouti	3	1	0.0	0.0	0						0			0	0
Egypt	834	69	79.7	76.8	312	81.7	60.3	97.2	13.6	3.5	0	0.0		0	0
Iran	607	23	82.6	73.9	118	43.2	34.7	79.7	0.0	1.7	0	0.0		0	0
Iraq	370	54	61.1	40.7	391	64.5	17.1	85.1	10.3	5.1	0	0.0	2	0	0
Jordan	67	5	20.0	0.0	15	73.3	93.3	93.3	0.0	0.0	0	0.0		0	0
Kuwait	23	1	100.0	0.0	43	60.5	74.4	100.0	2.4	4.8	0	0.0		0	0
Lebanon	84	12	25.0	16.7	89	30.3	70.8	1.1	7.9	3.4	0	0.0		0	0
Libya	46	4	0.0	0.0	0						0			0	0
Morocco	59	26	42.3	34.6	41	19.5	41.5	52.5	5.0	0.0	0	0.0		0	0
Oman	29	1	100.0	100.0	72	79.2	33.3	86.1	22.2	4.2	0	0.0		0	0
Pakistan	4287	498	80.1	75.5	1339	83.0	56.6	66.9	28.6	5.9	2	0.2		2	0
Palestine	26	3	0.0	0.0	0						0			0	0
Qatar	10	3	0.0	0.0	0						0			0	0
Saudi Arabia	180	6	33.3	16.7	7	85.7	0.0				0			0	0
Somalia	240	9	88.9	77.8	699	94.4	92.6	29.8	11.0	6.2	0	0.0		0	0
Sudan	341	10	70.0	70.0	109	80.7	61.5	43.4	10.8	0.0	0	0.0		0	0
Syria	186	19	63.2	36.8	373	28.4	82.6	47.1	4.4	3.3	0	0.0		0	0
Tunisia	37	4	25.0	0.0	6	16.7	66.7	83.3	0.0	0.0	0	0.0		0	0
U.A.E.	25	3	66.7	0.0	3	66.7	0.0	0.0	0.0	0.0	0	0.0		0	0
Yemen	346	31	64.5	58.1	843	56.3	84.3	1.9	14.3	2.0	0	0.0		0	0
Grand Total 2015	10009	913	73.9	67.8	5293	74.5	65.9	47.8	18.0	4.5	5	0.1	2	4	2
Grand Total 2014	12546	1182	74.8	68.2	7359	77.0	72.2	41.3	17.1	4.3	19	0.3	4	8	2

* Eligible refers to AFP cases with inadequate stool specimens

Totals of the year 2013 include South Sudan that has now moved to the African Region starting October 2013

** Total number of contacts from eligible AFP cases and from other AFP cases as per with country criteria for contact sampling

Last wild contacts in EMRO, 01/01/2015 - 25/10/2015

Year	Country	Count of wild contacts	Date of Most Recent stool collection
2015	Pakistan	2	27/07/2015
	Afghanistan	3	28/05/2015
2015 Total		5	27/07/2015

Number and distribution by district of -ve index AFP cases identified as wild positive by contact in EMR, 2015

Year	COUNTRY	PROVINCE	DISTRICT	Count	First case	Last case
2015	AFG	FARAH	GULESTAN	1	23/04/2015	23/04/2015
			BAKWA	1	21/04/2015	21/04/2015
	AFG Total			2	21/04/2015	23/04/2015
	PAK	KHYBER PAKHTOON	PESHAWAR	1	08/06/2015	08/06/2015
			TANK	1	25/01/2015	25/01/2015
	PAK Total			2	25/01/2015	08/06/2015
2015 Total				4	25/01/2015	08/06/2015



Table 5: Laboratory investigation of AFP cases with paralysis onset in 2015 up to Week (43/15) / Ending on : (25/10/2015)

Country	Polio laboratories Sequencing performed by CDC and RIVM laboratories	AFP cases with specimens	Preliminary virus isolation results of AFP cases						Poliovirus intratypic differentiation results #										Indicators				Latest report Date			
			Referred for ITD		NPEV only	Negative	Pending		Type 1			Type 2			Type 3			Discordant pending sequence	NPEV by PCR	Non-EV	Pending ITD	% specimens positive for NPEV*		% AFP cases with culture results within 14 days	% AFP cases with ITD results within 7 days	% AFP cases with ITD results within 45 days of onset**
			L20B+	L20B+NPEV			received < / = 14 days	received > 14 days ago	Wild	Sabin	VDPV	Wild	Sabin	VDPV	Wild	Sabin	VDPV									
Afghanistan	RRL Pakistan	2141	151	17	456	1444	73		11	85			37			92		2			20%	92%	97%	99%	23/10/2015	
Bahrain	PNL Oman	10				6	4														0%	100%		100%	26/10/2015	
Djibouti	NPL Kenya	3					3																		25/10/2015	
Egypt***	RRL Egypt	814	34	5	138	613	22	2		16			11			11		6	8	1	14%	98%	100%	99%	25/10/2015	
Iran	NPL Iran	620	13		5	577	20	5		5			3			4					1%	99%	100%	98%	25/10/2015	
Iraq	RRL Egypt	390	14		40	310	24	2		3			3			5		1			11%	100%	100%	70%	22/10/2015	
Jordan	RRL Tunisia	70			3	66	1														7%	100%			25/10/2015	
Kuwait	RRL Kuwait	25				25															1%	100%		100%	22/10/2015	
Lebanon	RRL Egypt	87	1		3	79	4			1					1				1		7%	99%	100%	91%	25/10/2015	
Libya	RRL Tunisia	45			1	42	2														2%	100%		88%	23/10/2015	
Morocco	RRL Tunisia	50			5	45															8%	88%		86%	23/10/2015	
Oman	NPL Oman	29			5	24															20%	100%		100%	26/10/2015	
Pakistan	RRL Pakistan	4375	253	40	996	2884	203	1	36	108			78	3		122		11			22%	97%	99%	97%	23/10/2015	
Palestine & UNRWA		26				22	2	2													0%	0%		100%	25/10/2015	
Qatar	NPL Oman	10			1	8	1														11%	100%		100%	26/10/2015	
Saudi Arabia	NPL Oman	193	3		8	159	11	9		3			3			4		3			4%	100%	100%	73%	18/10/2015	
Somalia	NPL Kenya	239	11	7	33	173	1	14		12			9			14					18%	16%		95%	22/10/2015	
Sudan	RRL Egypt	339	3		36	288	12			1			1			1		1			12%	99%	100%	100%	25/10/2015	
Syria	RRL Egypt	195	7		11	171	3	3		1			4			5					5%	99%	100%	50%	19/10/2015	
Tunisia	RRL Tunisia	40				39	1														0%	100%		97%	23/10/2015	
U.A.E	NPL Oman	24	1		2	17	4			1											5%	100%	100%	75%	26/10/2015	
Yemen	RRL Egypt	319	7	1	34	161	20	96		4			5			1					15%	59%	100%	50%	25/10/2015	
Total EMR 2015		10044	498	70	1777	7153	407	138	47	240			154	3		260		3	24	9	1	17%	93%	99%	96%	
Total EMR 2014		12289	954	93	2203	9037			334	339	1		169	26		344		3	18	3		16%	94%	95%	97%	

* Specimens from all sources including non-AFP cases, excluding environmental samples

** This indicator reflects surveillance and laboratory activities



Environmental surveillance initiated in **Egypt** in September 2000 showed the following:

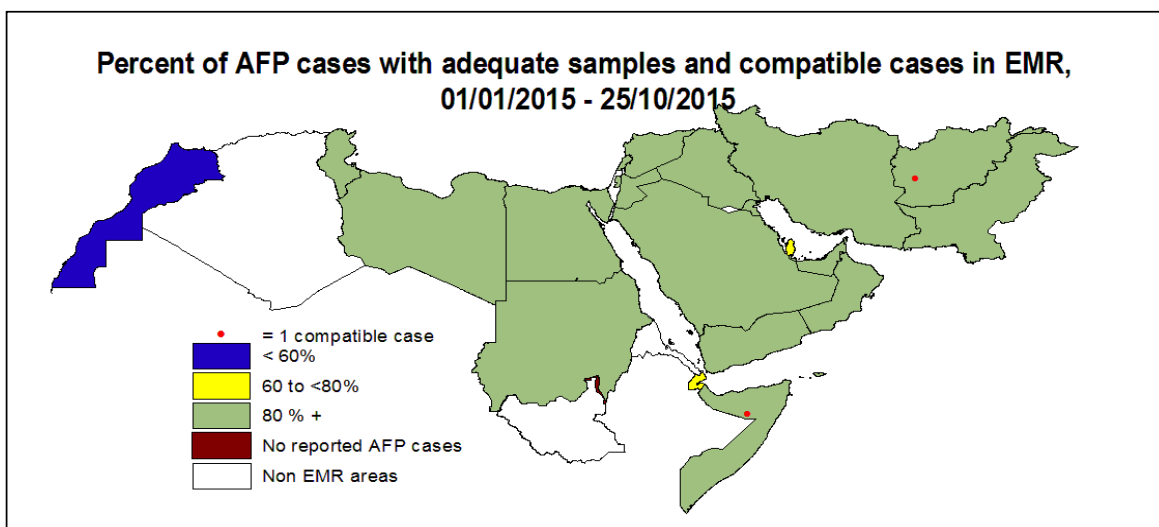
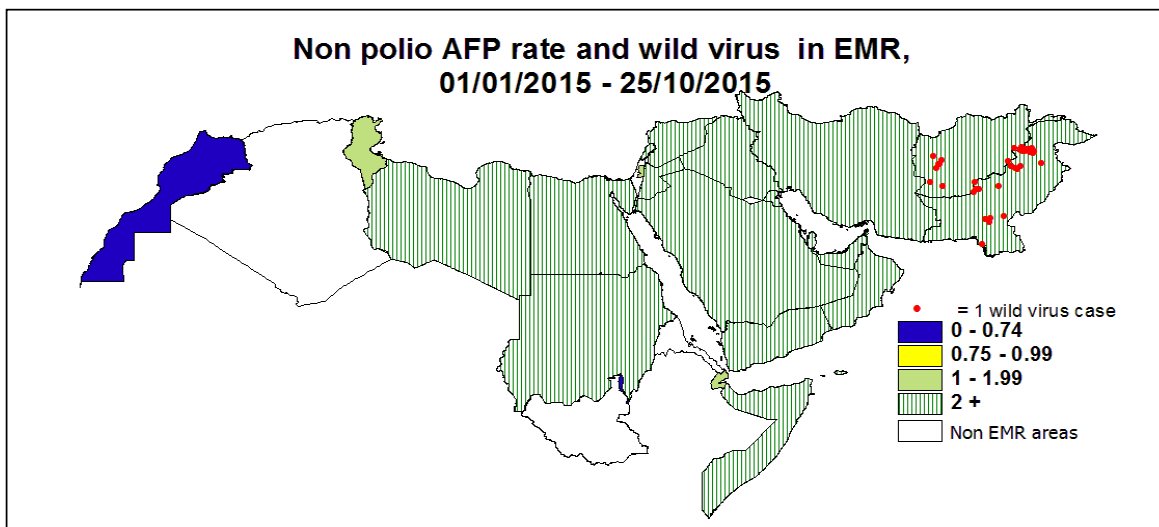
Result	2010	2011	2012	2013	2014	2015
Negative	183	178	196	304	410	303
Pending						24
Wild			2			
VDPVP2			7	3	2	3
VDPVP1			1		1	
Total	183	178	206	307	413	330

YEAR	Province	Site	Count	First date	Last Date		
2014	VDPVP2	GIZA	AL HARAM	1	30/09/2014	30/09/2014	
			AL WASLA	1	04/03/2014	04/03/2014	
	VDPVP2 Total			2	04/03/2014	30/09/2014	
	VDPVP1	QALUBIA	BENHA	1	20/04/2014	20/04/2014	
VDPVP1 Total			1	20/04/2014	20/04/2014		
2015	VDPVP2	CAIRO	EL SAFF	1	16/06/2015	16/06/2015	
			GIZA	AL WASLA	1	04/02/2015	04/02/2015
			HURGADA	RED SEA	1	26/05/2015	26/05/2015
	VDPVP2 Total			3	04/02/2015	16/06/2015	

Environmental surveillance initiated in **Pakistan** in 2009 and **Afghanistan** in 2014 showed the following:

COUNTRY1	Status	2009	2010	2011	2012	2013	2014	2015
AFG	Negative						9	78
	Pending							1
	Wild						17	13
AFG Total							9	95
PAK	Negative	27	77	68	150	256	236	265
	Pending							1
	Wild	18	79	136	89	64	125	61
	Wild & VDPV2							2
	VDPV2							4
PAK Total		45	156	204	239	322	372	358

Year	COUNTR	Status	SITEDIST	SITENAME	Count	Wild	First date	Last date			
2015	AFG	Wild	NANGARHAR	RADOR BRIDGE	2		22/02/2015	21/09/2015			
				BOLAN BRIDGE	2		25/01/2015	20/04/2015			
				RADIO MAHALLIE	3		22/02/2015	20/09/2015			
				ZARAT BAGH	2		24/01/2015	19/09/2015			
				BARAN SARAI	1		19/09/2015	19/09/2015			
			KANDAHAR	KHANDAK	2		04/01/2015	26/08/2015			
				RAROBAT	1		26/01/2015	26/01/2015			
				AFG Total		13		04/01/2015	21/09/2015		
				PAK	Wild	KHI.GADAP TOWN	BALDIA COMPOSITE	2		06/01/2015	04/02/2015
							SOHRAB GOTH	2		17/08/2015	22/09/2015
MACHAR COLONY	4		11/05/2015				10/09/2015				
KHAMISO GOTH	1		20/01/2015				20/01/2015				
JAM-E-SALFIA	2		12/01/2015				12/09/2015				
JATAK KILLI & TAKHTHANI BY PASS		5				28/01/2015	28/08/2015				
	SUR PUL	4				20/01/2015	20/09/2015				
		2				06/01/2015	04/02/2015				
SUKKUR	MAKKA PUMPING STATION	4				05/02/2015	11/09/2015				
	MIANI PUMPING STATION	3				03/01/2015	24/08/2015				
PESHAWAR	LARA MA	6				10/01/2015	10/09/2015				
	SHAHEEN TOWN	2				10/03/2015	10/09/2015				
RAWALPINDI	DHOKE DALLAL	1				18/08/2015	18/08/2015				
	ALI TOWN	2				28/07/2015	31/08/2015				
MILTAN	KOTLA ABDUL FATAH	1				08/04/2015	08/04/2015				
	SURAJ MIANI	2				12/01/2015	17/08/2015				
CDA	SABZI MANDI	2				13/01/2015	05/05/2015				
	KHI.GULSHAN-E-IQBAL TOWN	2				02/03/2015	12/08/2015				
DIKHAN	MODC DRAIN	2				04/03/2015	04/08/2015				
	ZAFAR ABAD DRAIN	1				05/05/2015	05/05/2015				
LAHORE	MULTAN ROAD STATION	2				19/02/2015	19/06/2015				
	OUTFALL STATION-G	1				12/01/2015	12/01/2015				
KABDULLAH	ARMY KAZIBA	2				01/03/2015	01/06/2015				
	HADI PACKET	1				15/01/2015	15/01/2015				
JACOBABAD	SADDAR PUMPING STATION	4				08/01/2015	05/05/2015				
	TULSIDAS PUMPING STATION	1				03/02/2015	03/02/2015				
HYDERABAD	JATAK KILLI & TAKHTHANI BY PASS	1				28/03/2015	28/03/2015				
	LARA MA	1				26/02/2015	26/02/2015				
Wild & VDPV2	KHI.GADAP TOWN	1				22/01/2015	22/01/2015				
	KHI.GULSHAN-E-IQBAL TOWN	2				08/06/2015	07/07/2015				
VDPV2	LAHORE	1				13/04/2015	13/04/2015				
	OUTFALL STATION-G	2				23/02/2015	18/03/2015				
	KHI.GADAP TOWN	3				14/01/2015	16/03/2015				
PAK Total		72		03/01/2015	22/09/2015						
Grand Total					85		03/01/2015	22/09/2015			



Wild polio cases by country and date of onset of paralysis in EMR, 2014-2015

Year	COUNTRY	Count	First Case	Last Case
2014	PAK	306	03/01/2014	26/12/2014
	AFG	28	14/01/2014	04/12/2014
	SOM	5	11/05/2014	11/08/2014
	IRQ	2	10/02/2014	07/04/2014
	SYR	1	21/01/2014	21/01/2014
2014 Total		342	03/01/2014	26/12/2014
2015	PAK	38	03/01/2015	16/09/2015
	AFG	13	21/01/2015	06/09/2015
2015 Total		51	03/01/2015	16/09/2015

Last reported wild Polio P3 from Pakistan with date of onset 18/04/2012



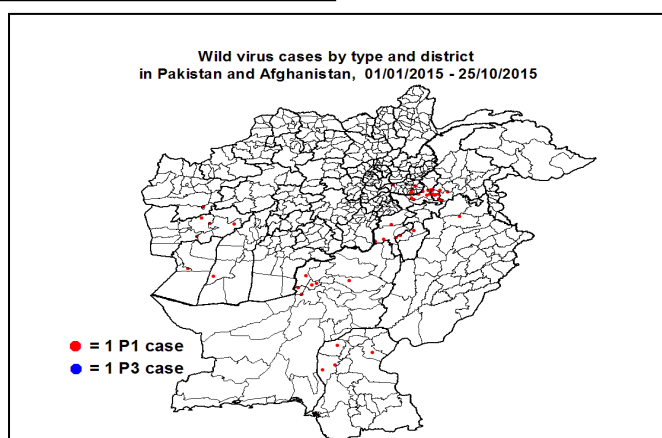
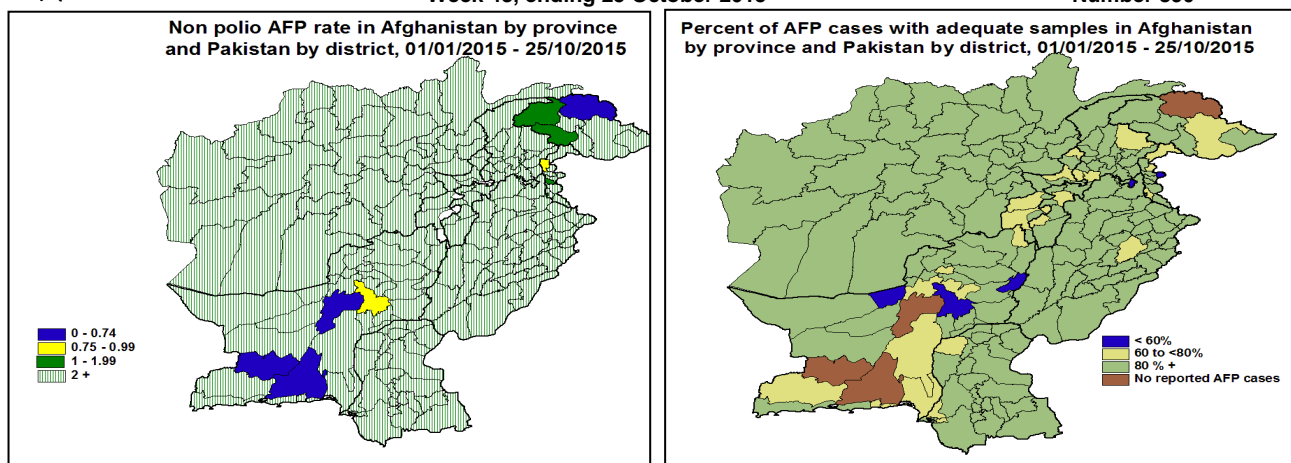
World Health Organization – Regional Office for Eastern Mediterranean

AFP SURVEILLANCE

Week 43, ending 25 October 2015

26-Oct-15

Number 890



Wild Polio cases by district and date of onset of paralysis, Afghanistan 2015

PROVINCE	DISTRICT	Count	First case	Last case
NANGARHAR	SHERZAD	1	06/09/2015	06/09/2015
	BATIKOT	1	04/09/2015	04/09/2015
	ACHIN	4	17/07/2015	01/09/2015
NIMROZ	ZARANJ	1	07/08/2015	07/08/2015
HIRAT	SHINDAND	1	27/06/2015	27/06/2015
FARAH	BALABULUK	1	07/06/2015	07/06/2015
	GULESTAN	2	23/04/2015	05/05/2015
	BAKWA	1	21/04/2015	21/04/2015
HILMAND	REG	1	21/01/2015	21/01/2015
Grand Total		13	21/01/2015	06/09/2015

Wild Polio cases by district and date of onset of paralysis, Pakistan 2015

PROVINCE	DISTRICT	Count	First case	Last case
KHYBER PAKHTOON	PESHAWAR	10	17/01/2015	16/09/2015
	CHARSADA	1	20/04/2015	20/04/2015
	TANK	2	03/01/2015	25/01/2015
	LAKKIMRWT	1	07/01/2015	07/01/2015
	NOWSHERA	1	05/01/2015	05/01/2015
FATA	FR PESHAWAR	1	14/09/2015	14/09/2015
	KHYBER	7	05/01/2015	22/08/2015
	WAZIR-S	2	07/01/2015	24/05/2015
SINDH	WAZIR-N	1	06/05/2015	06/05/2015
	KHIGULBERG	1	14/09/2015	14/09/2015
	DADU	2	10/02/2015	19/02/2015
	SUKKUR	1	13/02/2015	13/02/2015
PUNJAB	KAMBAR	1	04/01/2015	04/01/2015
	CHAKWAL	1	11/09/2015	11/09/2015
BALOCHISTAN	QUETTA	4	20/02/2015	26/08/2015
	LORALAI	1	09/02/2015	09/02/2015
	KABDULAH	1	03/02/2015	03/02/2015
Grand Total		38	03/01/2015	16/09/2015



**Circulating VDPV cases and date of onset of paralysis in EMR countries by districts
2014 - 2015**

Year	COUNTRY	PROVINCE	DISTRICT	cVDPV2				
				Count	First Case	Last Case		
2014	PAK	SINDH	KHIGADAP	1	13/12/2014	13/12/2014		
			FATA	KHYBER	3	27/05/2014	15/11/2014	
				FR BANNU	8	24/01/2014	27/05/2014	
				WAZIR-N	7	03/01/2014	12/04/2014	
		KHYBER PAKHTOON	PESHAWAR	1	01/08/2014	01/08/2014		
			LAKKIMRWT	1	08/05/2014	08/05/2014		
			BANNU	1	03/05/2014	03/05/2014		
		PAK Total				22	03/01/2014	13/12/2014
		2014 Total				22	03/01/2014	13/12/2014

In 2014, 1 AFP case in Pakistan was identified as VDPV by contact
In 2014, 1 AFP case in Pakistan from Khyber district, FATA province with date of onset 27/05/2014 was identified as WPV1 & cVDPV2.
The case is classified as wild and reflected in page-2- table (3), pages 6 & 7 of the polio fax. Accordingly final number of cVDPV cases in Pakistan for 2014 is (22)