



AFP SURVEILLANCE

28-Sep-15

Week 39, ending 27 September 2015

Number 886

Table 1: Acute Flaccid Paralysis (AFP) cases by week of onset

Country	Reported AFP cases by week of onset - Week (38/15) / Ending on : 27/09/15														
	Total AFP 2013	Total AFP 2014	Total AFP to date, 2015	W 28 12 July 15	W 29 19 July 15	W 30 26 July 15	W 31 02 Aug 15	W 32 09 Aug 15	W 33 16 Aug 15	W 34 23 Aug 15	W 35 30 Aug 15	W 36 06 Sep 15	W 37 13 Sep 15	W 38 20 Sep 15	W 39 27 Sep 15
Afghanistan	1897	2421	1985	41	33	59	42	48	60	52	68	47	45	4	
Bahrain	12	16	10	0	0	1	0	1	0	0	0	1	1	2	0
Djibouti	7	3	3	0	0	0	0	0	0	0	0	0	0		
Egypt	1007	1000	762	15	10	23	17	20	24	10	11	12	14	21	
Iran	708	754	539	14	16	13	12	11	22	15	14	16	10	1	
Iraq	444	590	342	6	7	5	14	10	11	14	8	7	2	0	
Jordan ****	35	62	59	0	0	0	3	2	0	1	2	0	2		
Kuwait	39	32	22	1	0	0	0	0	0	0	0	0	1	0	
Lebanon ****	33	50	75	1	2	3	2	1	1	2	5	1	2	2	
Libya	58	43	39	1	0	0	1	1	0	2	0	1	0		
Morocco	106	103	57	0	1	2	1	1	1	1	1	2	0	1	
Oman	20	34	26	0	1	0	1	0	0	0	0	0			
Pakistan	4790	5369	3643	110	78	98	99	85	115	119	74	76	52	7	0
Palestine ****	38	21	18	0	0	0	0	0	0	1	0	1	0	0	
Qatar	8	7	9	0	0	0	0	0	0	1	0	0	0	0	
Saudi Arabia	220	227	155	2	1	4	3	4	5	1	4	2	0		
Somalia	546	420	220	1	5	5	4	6	7	2	2	4	2	1	
Sudan	410	442	307	8	6	12	9	6	9	9	11	13	6	0	
Syria ****	180	306	177	1	2	4	6	4	4	11	7	3	3	0	
Tunisia	43	44	37	0	1	1	0	1	0	1	2	1	0	0	
U.A.E	31	25	20	1	0	1	0	0	0	1	1	0	0	0	0
Yemen	614	578	297	7	3	6	9	8	11	14	7	9	5	0	
<b>Total EMR</b>	<b>11540</b>	<b>12547</b>	<b>8802</b>	<b>209</b>	<b>166</b>	<b>237</b>	<b>223</b>	<b>209</b>	<b>270</b>	<b>259</b>	<b>217</b>	<b>196</b>	<b>145</b>	<b>39</b>	<b>0</b>

No data = No report received

Totals of the year 2013 include South Sudan that has now moved to the African Region starting October 2013

Table 2: Confirmed polio cases by month of onset

Country	Total year 2013	Total year 2014	27/09		Confirmed polio cases by month of onset											
			2014	2015	October 2014	November 2014	December 2014	January 2015	February 2015	March 2015	April 2015	May 2015	June 2015	July 2015	August 2015	September 2015
Afghanistan	14	28	15	12	7	4	1	1	0	0	2	1	2	1	3	2
Bahrain	0	0	0	0	0	0	0	0	0	0	0	0	0	0	0	
Djibouti	0	0	0	0	0	0	0	0	0	0	0	0	0	0	0	
Egypt	0	0	0	0	0	0	0	0	0	0	0	0	0	0		
Iran	0	0	0	0	0	0	0	0	0	0	0	0	0	0		
Iraq	0	2	2	0	0	0	0	0	0	0	0	0	0	0		
Jordan ****	0	0	0	0	0	0	0	0	0	0	0	0	0	0		
Kuwait	0	0	0	0	0	0	0	0	0	0	0	0	0	0	0	
Lebanon ****	0	0	0	0	0	0	0	0	0	0	0	0	0	0		
Libya	0	0	0	0	0	0	0	0	0	0	0	0	0	0		
Morocco	0	0	0	0	0	0	0	0	0	0	0	0	0	0		
Oman	0	0	0	0	0	0	0	0	0	0	0	0	0	0	0	
Pakistan	93	306	217	32	30	43	14	10	10	2	1	2	4		3	
Palestine ****	0	0	0	0	0	0	0	0	0	0	0	0	0	0	0	
Qatar	0	0	0	0	0	0	0	0	0	0	0	0	0	0		
Saudi Arabia	0	0	0	0	0	0	0	0	0	0	0	0	0	0		
Somalia	194	5	5	0	0	0	0	0	0	0	0	0	0	0		
Sudan	0	0	0	0	0	0	0	0	0	0	0	0	0	0		
Syria ****	35	1	1	0	0	0	0	0	0	0	0	0	0	0		
Tunisia	0	0	0	0	0	0	0	0	0	0	0	0	0	0		
U.A.E	0	0	0	0	0	0	0	0	0	0	0	0	0	0	0	
Yemen	0	0	0	0	0	0	0	0	0	0	0	0	0	0		
<b>Total EMR</b>	<b>336</b>	<b>342</b>	<b>240</b>	<b>44</b>	<b>37</b>	<b>47</b>	<b>15</b>	<b>11</b>	<b>10</b>	<b>2</b>	<b>3</b>	<b>3</b>	<b>6</b>	<b>1</b>	<b>6</b>	<b>2</b>

\*\*\*\* UNRWA cases are included with those of country of residence



Table 3: Investigation of AFP cases with paralysis onset in 2014 & 2015 up to Week (39/15) / Ending on : 27/09/2015)

COUNTRY	2014												2015												Latest line List Date				
	AFP										Specimen		Wild cases ****		AFP											Specimen		Wild cases ****	
	Total AFP cases onset 2014	Case classification					Non polio AFP rate **	AFP cases pending classification > 90 days from onset of paralysis	AFP cases pending classification and lab > 90 days from onset of paralysis	% with *** adequate specimens	Wild P1 Poliovirus	Wild P3 Poliovirus	Total AFP cases onset 2015	Case classification					Annualized Non polio AFP rate **	AFP cases pending classification > 90 days from onset of paralysis	AFP cases pending classification and lab > 90 days from onset of paralysis	% with *** adequate specimens	Wild P1 Poliovirus	Wild P3 Poliovirus					
		Total Confirmed Polio Cases *	Polio Compatible	Pending Classification	Discarded (non polio AFP)	VDPV								Total Confirmed Polio Cases *	Polio Compatible	Pending Classification	Discarded (non polio AFP)	VDPV											
Afghanistan	2421	28	6	0	2387	0	12.7	0	0	92.4	28	0	1985	12	1	214	1758	0	13.5	17	1	95.0	12	0	28/09/2015				
Bahrain	16	0	0	0	16	0	5.9	0	0	100.0	0	0	10	0	0	6	4	0	5.0	0	0	90.0	0	0	27/09/2015				
Djibouti	3	0	0	1	2	0	1.0	1	0	66.7	0	0	3	0	0	3	0	0	1.4	3	2	66.7	0	0	13/09/2015				
Egypt	1000	0	0	0	999	1	2.9	0	0	93.4	0	0	762	0	0	61	701	0	2.9	3	0	91.3	0	0	22/09/2015				
Iran	754	0	0	0	752	2	4.2	0	0	95.9	0	0	539	0	0	17	522	0	4.0	0	0	96.5	0	0	26/09/2015				
Iraq	590	2	1	0	587	0	4.0	0	0	88.6	2	0	342	0	0	39	303	0	3.2	4	0	86.0	0	0	20/09/2015				
Jordan	62	0	0	0	62	0	2.5	0	0	96.8	0	0	59	0	0	11	48	0	2.8	0	0	91.5	0	0	17/09/2015				
Kuwait	32	0	0	0	32	0	3.8	0	0	93.8	0	0	22	0	0	1	21	0	3.4	0	0	95.5	0	0	20/09/2015				
Lebanon	50	0	0	0	50	0	2.6	0	0	70.0	0	0	75	0	0	12	63	0	4.7	3	0	86.7	0	0	23/09/2015				
Libya	43	0	0	0	43	0	2.1	0	0	95.3	0	0	39	0	0	7	32	0	2.5	3	0	89.7	0	0	19/09/2015				
Morocco	103	0	0	0	103	0	1.0	0	0	70.9	0	0	57	0	0	23	34	0	0.7	14	2	56.1	0	0	18/09/2015				
Oman	34	0	0	0	34	0	4.3	0	0	97.1	0	0	26	0	0	0	26	0	4.1	0	0	92.3	0	0	06/09/2015				
Pakistan	5369	306	45	0	4992	27	6.5	0	0	87.9	306	0	3643	32	0	415	3193	3	6.3	102	5	88.7	32	0	27/09/2015				
Palestine	21	0	0	0	21	0	1.2	0	0	90.5	0	0	18	0	0	2	16	0	1.4	0	0	88.9	0	0	20/09/2015				
Qatar	7	0	0	0	7	0	2.3	0	0	100.0	0	0	9	0	0	4	5	0	4.1	2	0	66.7	0	0	20/09/2015				
Saudi Arabia	227	0	0	0	227	0	2.5	0	0	97.8	0	0	155	0	0	29	126	0	2.2	1	1	98.7	0	0	17/09/2015				
Somalia	420	5	4	0	411	0	7.4	0	0	96.7	5	0	220	0	1	7	212	0	5.1	0	0	96.8	0	0	22/09/2015				
Sudan	442	0	0	0	442	0	2.7	0	0	97.3	0	0	307	0	0	24	283	0	2.4	0	0	97.4	0	0	20/09/2015				
Syria	306	1	2	0	303	0	4.0	0	0	84.3	1	0	177	0	0	11	166	0	3.1	0	0	89.3	0	0	26/09/2015				
Tunisia	44	0	0	0	44	0	1.7	0	0	81.8	0	0	37	0	0	6	31	0	1.9	0	0	89.2	0	0	23/09/2015				
U.A.E	25	0	0	0	25	0	2.4	0	0	92.0	0	0	20	0	0	0	20	0	2.5	0	0	85.0	0	0	27/09/2015				
Yemen	578	0	0	0	578	0	4.8	0	0	95.0	0	0	297	0	0	132	165	0	3.1	49	39	91.9	0	0	20/09/2015				
EMR	12547	342	58	1	12117	30	5.1	1	0	90.7	342	0	8802	44	2	1024	7729	3	4.9	201	50	91.3	44	0					
2013	11540	336	55	2	11091	56	4.6	2	0	90.1	336	0																	

\* Confirmed polio cases refer to wild isolation from AFP cases or from contacts of negative index AFP cases

\*\* Non-polio AFP per 100,000 children <15 years

Totals of the year 2013 include South Sudan that has now moved to the African Region starting October 2013

\*\*\* Adequate here refers to two stool specimens collected at least 24 hours apart, within 14 days of paralysis onset

\*\*\*\* AFP cases co infected with P1 and P3 are counted separately as wild isolates

**Advance notification of a new positive VDPV2 from Baghdad-Resafa province, Sadder City district, onset 06/06/2015 identified by a positive VDPV2 contact**



## World Health Organization – Regional Office for Eastern Mediterranean

## AFP SURVEILLANCE

Week 39, ending 27 September 2015

28-Sep-15

Number 886

Table 4: Investigation of contacts of AFP cases with paralysis onset in 2015 up to Week (39/15) / Ending on : (27/09/2015)

Country	No. of AFP cases	No. of eligible AFP cases for contact sampling*	% of eligible AFP cases with contact samplings	% of eligible AFP cases with 3+ contacts	Total number of Contacts**	% of contacts under 5 years	% of contacts with specimens collected within 7 days of notification of index	% Contact specimens in lab within 3 days of collection	% Contact specimens positive for NPEV	% Contact specimens positive for Sabin like virus	No. of contacts positive for wild virus	% of wild polio virus isolation from contacts	No. of Contacts positive for VDPVs	No. of -ve index AFP cases identified positive by contact	No. of district identified infected from contacts
Afghanistan	1985	100	85.0	84.0	750	97.2	67.1	20.6	26.7	4.8	3	0.4		2	2
Bahrain	10	1	0.0	0.0	0						0			0	0
Djibouti	3	1	0.0	0.0	0						0			0	0
Egypt	762	73	69.9	68.5	289	82.4	59.2	97.1	13.7	3.6	0	0.0		0	0
Iran	539	19	89.5	78.9	112	45.5	36.6	81.3	0.0	0.9	0	0.0		0	0
Iraq	342	48	62.5	43.8	352	63.6	17.6	85.6	10.0	5.7	0	0.0		0	0
Jordan	59	5	20.0	0.0	15	73.3	93.3	93.3	0.0	0.0	0	0.0		0	0
Kuwait	22	1	100.0	0.0	42	59.5	73.8	100.0	2.4	4.9	0	0.0		0	0
Lebanon	75	10	30.0	20.0	89	30.3	70.8	1.1	8.0	3.4	0	0.0		0	0
Libya	39	4	0.0	0.0	0						0			0	0
Morocco	57	25	44.0	36.0	41	19.5	41.5	52.5	5.0	0.0	0	0.0		0	0
Oman	26	2	0.0	0.0	0						0			0	0
Pakistan	3643	413	78.5	73.1	1161	83.2	52.3	68.4	29.4	4.8	2	0.2		2	0
Palestine	18	2	0.0	0.0	0						0			0	0
Qatar	9	3	0.0	0.0	0						0			0	0
Saudi Arabia	155	2	100.0	50.0	7	85.7	0.0				0			0	0
Somalia	220	7	85.7	71.4	638	94.8	92.6	28.4	11.4	6.5	0	0.0		0	0
Sudan	307	8	87.5	87.5	105	80.0	63.8	42.1	10.5	0.0	0	0.0		0	0
Syria	177	19	57.9	36.8	351	27.9	84.0	46.5	4.8	3.6	0	0.0		0	0
Tunisia	37	4	25.0	0.0	6	16.7	66.7	83.3	0.0	0.0	0	0.0		0	0
U.A.E.	20	3	66.7	0.0	3	66.7	0.0	0.0	0.0	0.0	0	0.0		0	0
Yemen	297	24	58.3	50.0	726	55.9	84.2	2.4	14.6	1.4	0	0.0		0	0
<b>Grand Total 2015</b>	<b>8802</b>	<b>774</b>	<b>73.1</b>	<b>66.5</b>	<b>4687</b>	<b>74.3</b>	<b>65.6</b>	<b>47.9</b>	<b>18.0</b>	<b>4.3</b>	<b>5</b>	<b>0.1</b>		<b>4</b>	<b>2</b>
<b>Grand Total 2014</b>	<b>12547</b>	<b>1183</b>	<b>74.7</b>	<b>68.1</b>	<b>7270</b>	<b>77.1</b>	<b>72.4</b>	<b>40.6</b>	<b>17.1</b>	<b>4.3</b>	<b>19</b>	<b>0.3</b>	<b>4</b>	<b>8</b>	<b>2</b>

\* Eligible refers to AFP cases with inadequate stool specimens

Totals of the year 2013 include South Sudan that has now moved to the African Region starting October 2013

\*\* Total number of contacts from eligible AFP cases and from other AFP cases as per with country criteria for contact sampling

## Last wild contacts in EMRO, 01/01/2015 - 27/09/2015

Year	Country	Data	Date of Most Recent stool collection
2015	Pakistan	Count of wild contacts: 2	27/07/2015
	Afghanistan	Count of wild contacts: 3	28/05/2015
<b>2015 Total</b>		<b>Count of wild contacts: 5</b>	<b>27/07/2015</b>

## Number and distribution by district of -ve index AFP cases identified as wild positive by contact in EMR, 2015

Year	COUNTRY	PROVINCE	DISTRICT	Count	First case	Last case
2015	AFG	FARAH	GULESTAN	1	23/04/2015	23/04/2015
			BAKWA	1	21/04/2015	21/04/2015
	<b>AFG Total</b>			<b>2</b>	<b>21/04/2015</b>	<b>23/04/2015</b>
	PAK	KHYBER PAKHTOON	PESHAWAR	1	08/06/2015	08/06/2015
			TANK	1	25/01/2015	25/01/2015
	<b>PAK Total</b>			<b>2</b>	<b>25/01/2015</b>	<b>08/06/2015</b>
<b>2015 Total</b>				<b>4</b>	<b>25/01/2015</b>	<b>08/06/2015</b>



**Table 5: Laboratory investigation of AFP cases with paralysis onset in 2015 up to Week (39/15) / Ending on : (27/09/2015)**

Country	Polio laboratories  Sequencing performed by CDC and RIVM laboratories	AFP cases with specimens	Preliminary virus isolation results of AFP cases						Poliovirus intratypic differentiation results #										Indicators				Latest report Date			
			Referred for ITD		NPEV only	Negative	Pending		Type 1			Type 2			Type 3			Discordant pending sequence	NPEV by PCR	Non-EV	Pending ITD	% specimens positive for NPEV*		% AFP cases with culture results within 14 days	% AFP cases with ITD results within 7 days	% AFP cases with ITD results within 45 days of onset**
			L20B+	L20B+NPEV			received < / = 14 days	received > 14 days ago	Wild	Sabin	VDPV	Wild	Sabin	VDPV	Wild	Sabin	VDPV									
Afghanistan	RRL Pakistan	1970	141	15	424	1315	63	12	10	77		36			82		1	2	1	20%	91%	97%	99%	27/09/2015		
Bahrain	PNL Oman	6				6														0%	100%		100%	27/09/2015		
Djibouti	NPL Kenya	3						3																13/09/2015		
Egypt***	RRL Egypt	725	33	3	117	551	11	10		16		11			11			3	8	1	13%	98%	100%	98%	20/09/2015	
Iran	NPL Iran	549	10		4	520	14	1		5		2			3		1				1%	99%	100%	98%	26/09/2015	
Iraq	RRL Egypt	354	12		38	281	17	6		3		3			5			1			11%	100%	100%	70%	23/09/2015	
Jordan	RRL Tunisia	62			3	58	1														7%	100%			28/09/2015	
Kuwait	RRL Kuwait	23				23															1%	100%		100%	13/09/2015	
Lebanon	RRL Egypt	73	1		2	70				1					1				1		7%	99%	100%	91%	20/09/2015	
Libya	RRL Tunisia	39			1	38															3%	100%		87%	21/09/2015	
Morocco	RRL Tunisia	49			5	43	1														8%	88%		85%	23/09/2015	
Oman	NPL Oman	26			4	22															17%	100%		100%	27/09/2015	
Pakistan	RRL Pakistan	3886	203	34	881	2501	238	29	30	78		75	3		83			5		11	22%	97%	99%	97%	27/09/2015	
Palestine & UNRWA		18			1	16		1													6%	0%		100%	20/09/2015	
Qatar	NPL Oman	9			1	8															11%	100%		100%	27/09/2015	
Saudi Arabia	NPL Oman	164	3		7	143		8		3		3			4			3			4%	100%	100%	73%	13/09/2015	
Somalia	NPL Kenya	220	11	6	33	163	3	4		11		8			13						18%	15%		95%	22/09/2015	
Sudan	RRL Egypt	308	3		34	260	9	2		1		1			1		1	1			12%	100%	100%	100%	27/09/2015	
Syria	RRL Egypt	182	7		10	152	2	11		1		4			5						5%	99%	100%	50%	23/09/2015	
Tunisia	RRL Tunisia	38				38															0%	100%		97%	21/09/2015	
U.A.E	NPL Oman	20	1		2	17				1											5%	100%	100%	75%	27/09/2015	
Yemen	RRL Egypt	274	3		23	122	3	123		1		3									14%	81%	100%	69%	20/09/2015	
<b>Total EMR 2015</b>		8998	428	58	1590	6347	362	210	40	198		146	3		208		3	15	9	13	17%	94%	98%	97%		
<b>Total EMR 2014</b>		12291	954	93	2203	9039			334	339	1	169	26		344		3	18	3		16%	94%	95%	97%		

\* Specimens from all sources including non-AFP cases, excluding environmental samples

\*\* This indicator reflects surveillance and laboratory activities



Environmental surveillance initiated in **Egypt** in September 2000 showed the following:

Result	2010	2011	2012	2013	2014	2015
Negative	183	178	196	304	410	264
Pending						16
Wild			2			1
VDPVP2			7	3	2	2
VDPVP1			1		1	
Total	183	178	206	307	413	283

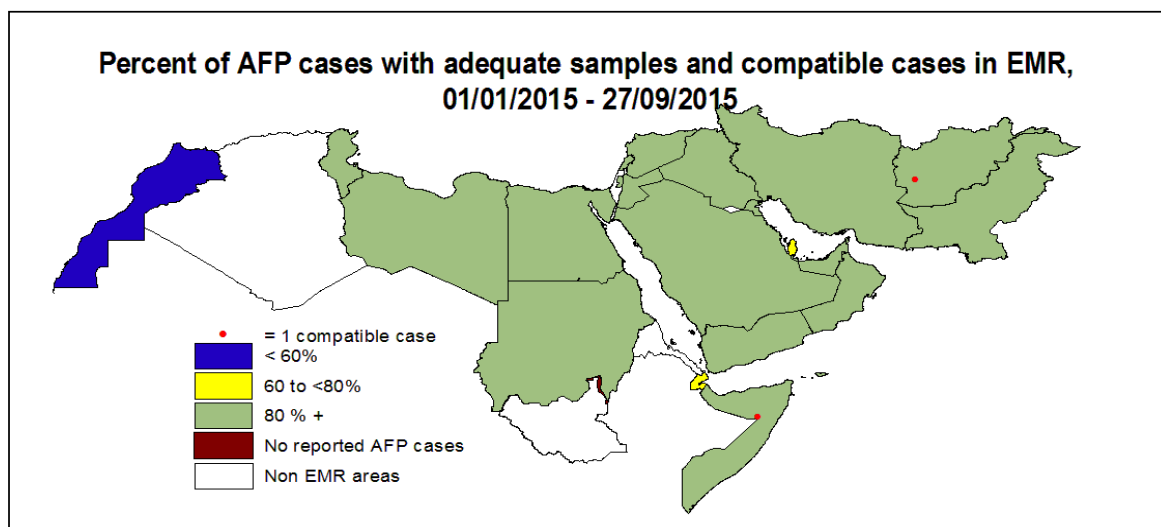

Advance notification of a new VDPV2 from Giza province, El-Saff site, from the environment with date of stool collection 16/06/2015

YEAR		Province	Site	Count	First date	Last Date
2014	VDPVP2	GIZA	AL HARAM	1	30/09/2014	30/09/2014
			AL WASLA	1	04/03/2014	04/03/2014
	VDPVP2 Total			2	04/03/2014	30/09/2014
	VDPVP1	QALUBIA	BENHA	1	20/04/2014	20/04/2014
VDPVP1 Total			1	20/04/2014	20/04/2014	
2015	VDPVP2	GIZA	AL WASLA	1	04/02/2015	04/02/2015
		HURGADA	RED SEA	1	26/05/2015	26/05/2015
	VDPVP2 Total			2	04/02/2015	26/05/2015

Environmental surveillance initiated in **Pakistan** in 2009 and **Afghanistan** in 2014 showed the following:

COUNTRY1	Status	2009	2010	2011	2012	2013	2014	2015
AFG	Negative						9	73
	Pending							18
	Wild						17	8
AFG Total							9	99
PAK	Negative	27	77	68	150	256	236	222
	Pending						1	38
	Wild	18	79	136	89	64	125	51
	Wild & VDPV2					2	6	3
VDPV2							4	8
PAK Total		45	156	204	239	322	372	322

Year	COUNTRY	Status	SITEDIST	SITENAME	Count	Wild	First date	Last date			
2015	AFG	Wild	HILMAND	BOLAN BRIDGE	2		25/01/2015	20/04/2015			
				RADIO MAHALLIE	2		22/02/2015	22/03/2015			
				ZARAT BAGH	1		24/01/2015	24/01/2015			
				RADOR BRIDGE	1		22/02/2015	22/02/2015			
				KHANDAK	1		04/01/2015	04/01/2015			
				RAROBAT	1		26/01/2015	26/01/2015			
				AFG Total				8		04/01/2015	20/04/2015
				PAK	Wild	MULTAN	ALI TOWN	1		18/08/2015	18/08/2015
							KOTLA ABDUL FATAH	1		28/07/2015	28/07/2015
							SURAJ MIANI	1		08/04/2015	08/04/2015
CDA	SABZI MANDI	2					12/01/2015	17/08/2015			
	BALDIA COMPOSITE	2					06/01/2015	04/02/2015			
KHI.GADAP TOWN	SOHRAB GOTH	1					17/08/2015	17/08/2015			
	MACHAR COLONY	3					11/05/2015	10/08/2015			
	KHAMISO GOTH	1					20/01/2015	20/01/2015			
KHI.GULSHAN-E-IQBAL TOWN	CHAKORA NULLA	2					13/01/2015	05/05/2015			
	RASHID MINHAS RD LAY	2					02/03/2015	12/08/2015			
PESHAWAR	LARA MA	2					03/01/2015	24/01/2015			
	SHAHEEN TOWN	5					10/01/2015	11/08/2015			
SUKKUR	MAKKA PUMPING STATION	2					06/01/2015	04/02/2015			
	MIANI PUMPING STATION	3					05/02/2015	11/08/2015			
DIKHAN	MODC DRAIN	2					04/03/2015	04/08/2015			
	ZAFAR ABAD DRAIN	1					05/05/2015	05/05/2015			
QUETTA	JAM-E-SALFIA	1					12/01/2015	12/01/2015			
	JATAK KILLI & TAKHTHANI BY PASS	4					28/01/2015	28/07/2015			
SUR PUL	SUR PUL	3					20/01/2015	22/07/2015			
	MULTAN ROAD STATION	2					19/02/2015	19/06/2015			
LAHORE	OUTFALL STATION-G	1					12/01/2015	12/01/2015			
	ARMY KAZIBA	2					01/03/2015	01/06/2015			
KABDULLAH	HADI PACKET	1					15/01/2015	15/01/2015			
	SADDAR PUMPING STATION	4					08/01/2015	05/05/2015			
JACOBABAD	DHOKE DALLAL	1					10/03/2015	10/03/2015			
	TULSIDAS PUMPING STATION	1					03/02/2015	03/02/2015			
HYDERABAD	JATAK KILLI & TAKHTHANI BY PASS	1					28/03/2015	28/03/2015			
	LARA MA	1		26/02/2015	26/02/2015						
Wild & VDPV2	PESHAWAR	LARA MA	1		26/02/2015	26/02/2015					
		SOHRAB GOTH	1		22/01/2015	22/01/2015					
VDPV2	KHI.GADAP TOWN	RASHID MINHAS RD LAY	2		08/06/2015	07/07/2015					
		OUTFALL STATION-G	1		13/04/2015	13/04/2015					
		SOHRAB GOTH	2		23/02/2015	18/03/2015					
KHI.GULSHAN-E-IQBAL TOWN	LAHORE	MACHAR COLONY	3		14/01/2015	16/03/2015					
		OUTFALL STATION-G	1		13/04/2015	13/04/2015					
PAK Total				62		03/01/2015	18/08/2015				
Grand Total				70		03/01/2015	18/08/2015				



**Wild polio cases by country and date of onset of paralysis in EMR, 2014-2015**

Year	COUNTRY	Count	First Case	Last Case
2014	PAK	306	03/01/2014	26/12/2014
	AFG	28	14/01/2014	04/12/2014
	SOM	5	11/05/2014	11/08/2014
	IRQ	2	10/02/2014	07/04/2014
	SYR	1	21/01/2014	21/01/2014
2014 Total		342	03/01/2014	26/12/2014
2015	AFG	12	21/01/2015	06/09/2015
	PAK	32	03/01/2015	22/08/2015
2015 Total		44	03/01/2015	06/09/2015

Last reported wild Polio P3 from Pakistan with date of onset 18/04/2012



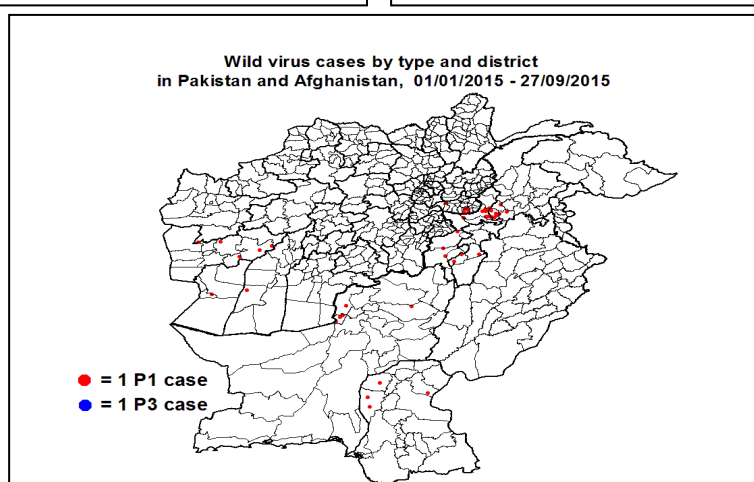
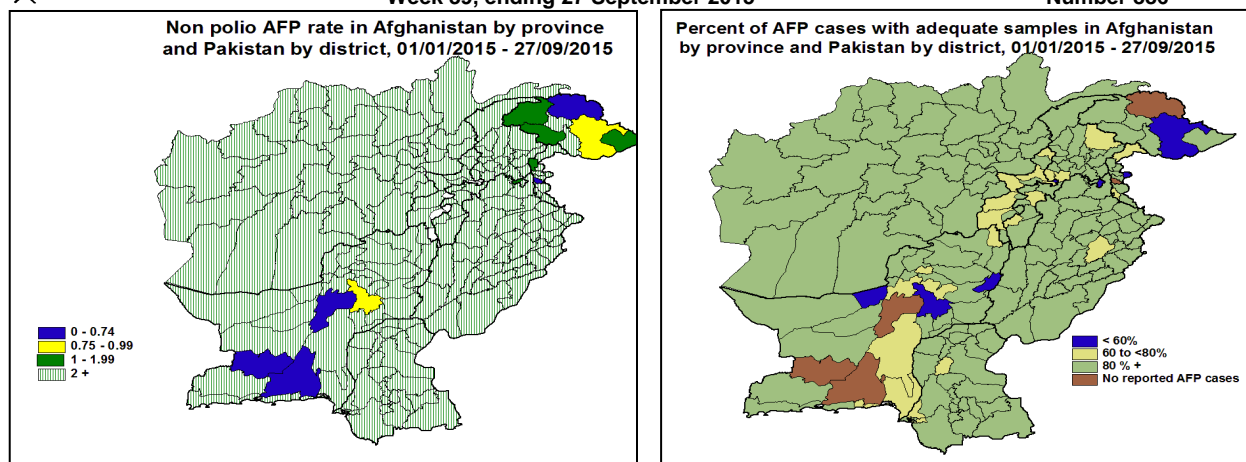
## World Health Organization – Regional Office for Eastern Mediterranean

## AFP SURVEILLANCE

Week 39, ending 27 September 2015

28-Sep-15

Number 886


**Wild Polio cases by district and date of onset of paralysis, Afghanistan 2015**

PROVINCE	DISTRICT	Count	First case	Last case
NANGARHAR	SHERZAD	1	06/09/2015	06/09/2015
	ACHIN	4	17/07/2015	01/09/2015
NIMROZ	ZARANJ	1	07/08/2015	07/08/2015
HIRAT	SHINDAND	1	27/06/2015	27/06/2015
FARAH	BALABULUK	1	07/06/2015	07/06/2015
	GULESTAN	2	23/04/2015	05/05/2015
	BAKWA	1	21/04/2015	21/04/2015
HILMAND	REG	1	21/01/2015	21/01/2015
<b>Grand Total</b>		<b>12</b>	<b>21/01/2015</b>	<b>06/09/2015</b>

**Wild Polio cases by district and date of onset of paralysis, Pakistan 2015**

PROVINCE	DISTRICT	Count	First case	Last case
FATA	KHYBER	7	05/01/2015	22/08/2015
	WAZIR-S	2	07/01/2015	24/05/2015
	WAZIR-N	1	06/05/2015	06/05/2015
BALOCHISTAN	QUETTA	3	20/02/2015	17/08/2015
	LORALAI	1	09/02/2015	09/02/2015
	KABDULAH	1	03/02/2015	03/02/2015
KHYBER PAKHTOON	PESHAWAR	8	17/01/2015	30/06/2015
	CHARSADA	1	20/04/2015	20/04/2015
	TANK	2	03/01/2015	25/01/2015
	LAKKIMRWT	1	07/01/2015	07/01/2015
SINDH	NOWSHERA	1	05/01/2015	05/01/2015
	DADU	2	10/02/2015	19/02/2015
	SUKKUR	1	13/02/2015	13/02/2015
	KAMBAR	1	04/01/2015	04/01/2015
<b>Grand Total</b>		<b>32</b>	<b>03/01/2015</b>	<b>22/08/2015</b>



**Circulating VDPV cases and date of onset of paralysis in EMR countries by districts  
2014 - 2015**

Year	COUNTRY	PROVINCE	DISTRICT	cVDPV2				
				Count	First Case	Last Case		
2014	PAK	SINDH	KHIGADAP	1	13/12/2014	13/12/2014		
			FATA	KHYBER	3	27/05/2014	15/11/2014	
				FR BANNU	8	24/01/2014	27/05/2014	
				WAZIR-N	7	03/01/2014	12/04/2014	
		KHYBER PAKHTOON	PESHAWAR	1	01/08/2014	01/08/2014		
			LAKKIMRWT	1	08/05/2014	08/05/2014		
			BANNU	1	03/05/2014	03/05/2014		
		PAK Total				22	03/01/2014	13/12/2014
		2014 Total				22	03/01/2014	13/12/2014

In 2014, 1 AFP case in Pakistan was identified as VDPV by contact  
In 2014, 1 AFP case in Pakistan from Khyber district, FATA province with date of onset 27/05/2014 was identified as WPV1 & cVDPV2.  
The case is classified as wild and reflected in page-2- table (3), pages 6 & 7 of the polio fax. Accordingly final number of cVDPV cases in Pakistan for 2014 is (22)