



AFP SURVEILLANCE

7-Sep-15

Week 36, ending 06 September 2015

Number 883

Table 1: Acute Flaccid Paralysis (AFP) cases by week of onset

Country	Reported AFP cases by week of onset - Week (36/15) / Ending on : 06/09/15														
	Total AFP 2013	Total AFP 2014	Total AFP to date, 2015	W 25 21 June 15	W 26 28 June 15	W 27 05 July 15	W 28 12 July 15	W 29 19 July 15	W 30 26 July 15	W 31 02 Aug 15	W 32 09 Aug 15	W 33 16 Aug 15	W 34 23 Aug 15	W 35 30 Aug 15	W 36 06 Sep 15
Afghanistan	1897	2421	1886	49	58	50	41	33	59	42	48	58	49	59	11
Bahrain	12	16	6	0	1	0	0	0	1	0	1	0	0	0	
Djibouti	7	3	3	0	0	0	0	0	0	0	0	0	0	0	
Egypt	1007	1000	715	23	13	22	15	10	23	17	20	23	12	11	1
Iran	708	754	502	17	13	13	13	16	13	12	11	22	12	8	0
Iraq	444	590	322	9	6	4	6	7	5	14	9	10	11	2	
Jordan ****	35	62	57	5	0	1	0	0	0	3	2	0	1	2	
Kuwait	39	32	21	0	0	1	1	0	0	0	0	0	0	0	0
Lebanon ****	33	50	69	4	2	0	1	2	3	2	1	1	2	4	1
Libya	58	43	38	1	0	0	1	0	0	1	1	0	2	0	
Morocco	106	103	50	1	0	2	0	1	2	1	0				
Oman	20	34	26	4	1	1	0	1	0	1	0	0	0	0	0
Pakistan	4790	5369	3365	108	93	95	107	76	94	92	71	103	78	23	0
Palestine ****	38	21	17	0	0	1	0	0	0	0	0	0	1	0	0
Qatar	8	7	8	1	0	1	0	0	0	0	0	0	0	0	0
Saudi Arabia	220	227	147	5	2	3	2	1	4	3	3	5	0	0	
Somalia	546	420	209	8	2	2	1	5	5	4	6	6	2	0	
Sudan	410	442	282	3	6	7	8	6	12	9	6	9	9	5	0
Syria ****	180	306	161	3	4	8	1	2	4	6	3	4	8	2	
Tunisia	43	44	35	2	2	2	1	1	1	0	1	0	1	1	
U.A.E	31	25	19	1	0	0	1	0	1	0	0	0	1	0	0
Yemen	614	578	283	5	5	4	7	3	5	9	8	11	14	5	3
Total EMR	11540	12547	8221	249	208	217	206	164	232	216	191	252	203	122	16

No data = No report received

Totals of the year 2013 include South Sudan that has now moved to the African Region starting October 2013

Table 2: Confirmed polio cases by month of onset

Country	Total year 2013	Total year 2014	06/09		Confirmed polio cases by month of onset											
			2014	2015	October 2014	November 2014	December 2014	January 2015	February 2015	March 2015	April 2015	May 2015	June 2015	July 2015	August 2015	September 2015
Afghanistan	14	28	11	9	7	4	1	1	0	0	2	1	2	1	2	
Bahrain	0	0	0	0	0	0	0	0	0	0	0	0	0	0		
Djibouti	0	0	0	0	0	0	0	0	0	0	0	0	0	0		
Egypt	0	0	0	0	0	0	0	0	0	0	0	0	0	0		
Iran	0	0	0	0	0	0	0	0	0	0	0	0	0	0		
Iraq	0	2	2	0	0	0	0	0	0	0	0	0	0	0		
Jordan ****	0	0	0	0	0	0	0	0	0	0	0	0	0	0		
Kuwait	0	0	0	0	0	0	0	0	0	0	0	0	0	0	0	
Lebanon ****	0	0	0	0	0	0	0	0	0	0	0	0	0	0		
Libya	0	0	0	0	0	0	0	0	0	0	0	0	0	0		
Morocco	0	0	0	0	0	0	0	0	0	0	0	0	0	0		
Oman	0	0	0	0	0	0	0	0	0	0	0	0	0	0	0	
Pakistan	93	306	185	30	30	43	14	10	10	2	1	2	4	1		
Palestine ****	0	0	0	0	0	0	0	0	0	0	0	0	0	0		
Qatar	0	0	0	0	0	0	0	0	0	0	0	0	0	0	0	
Saudi Arabia	0	0	0	0	0	0	0	0	0	0	0	0	0	0		
Somalia	194	5	5	0	0	0	0	0	0	0	0	0	0	0		
Sudan	0	0	0	0	0	0	0	0	0	0	0	0	0	0		
Syria ****	35	1	1	0	0	0	0	0	0	0	0	0	0	0		
Tunisia	0	0	0	0	0	0	0	0	0	0	0	0	0	0		
U.A.E	0	0	0	0	0	0	0	0	0	0	0	0	0	0		
Yemen	0	0	0	0	0	0	0	0	0	0	0	0	0	0		
Total EMR	336	342	204	39	37	47	15	11	10	2	3	3	6	1	3	0

**** UNRWA cases are included with those of country of residence



World Health Organization – Regional Office for Eastern Mediterranean

AFP SURVEILLANCE

7-Sep-15

Week 36, ending 06 September 2015

Number 883

Table 3: Investigation of AFP cases with paralysis onset in 2014 & 2015 up to Week (36/15) / Ending on : 06/09/2015)

COUNTRY	2014												2015												Latest line List Date
	AFP									Specimen	Wild cases ****		AFP									Specimen	Wild cases ****		
	Total AFP cases onset 2014	Case classification					Non polio AFP rate **	AFP cases pending classification > 90 days from onset of paralysis	AFP cases pending classification and lab > 90 days from onset of paralysis	% with *** adequate specimens	Wild P1 Poliovirus	Wild P3 Poliovirus	Total AFP cases onset 2015	Case classification					Annualized Non polio AFP rate **	AFP cases pending classification > 90 days from onset of paralysis	AFP cases pending classification and lab > 90 days from onset of paralysis	% with *** adequate specimens	Wild P1 Poliovirus	Wild P3 Poliovirus	
		Total Confirmed Polio Cases *	Polio Compatible	Pending Classification	Discarded (non polio AFP)	VDPV								Total Confirmed Polio Cases *	Polio Compatible	Pending Classification	Discarded (non polio AFP)	VDPV							
Afghanistan	2421	28	6	0	2387	0	12.7	0	0	92.4	28	0	1886	9	1	177	1699	0	14.0	12	1	94.9	9	0	06/09/2015
Bahrain	16	0	0	0	16	0	5.9	0	0	100.0	0	0	6	0	0	3	3	0	3.2	0	0	83.3	0	0	30/08/2015
Djibouti	3	0	0	1	2	0	1.0	1	0	66.7	0	0	3	0	0	3	0	0	1.5	3	2	66.7	0	0	30/08/2015
Egypt	1000	0	0	0	999	1	2.9	0	0	93.4	0	0	715	0	0	64	651	0	3.0	2	0	92.7	0	0	06/09/2015
Iran	754	0	0	0	752	2	4.2	0	0	95.9	0	0	502	0	0	30	472	0	4.0	0	0	96.4	0	0	06/09/2015
Iraq	590	2	1	0	587	0	4.0	0	0	88.6	2	0	322	0	0	31	291	0	3.2	3	0	87.0	0	0	03/09/2015
Jordan	62	0	0	0	62	0	2.5	0	0	96.8	0	0	57	0	0	14	43	0	3.0	3	0	93.0	0	0	03/09/2015
Kuwait	32	0	0	0	32	0	3.8	0	0	93.8	0	0	21	0	0	0	21	0	3.6	0	0	95.2	0	0	06/09/2015
Lebanon	50	0	0	0	50	0	2.6	0	0	70.0	0	0	69	0	0	20	49	0	4.7	1	0	87.0	0	0	04/09/2015
Libya	43	0	0	0	43	0	2.1	0	0	95.3	0	0	38	0	0	8	30	0	2.7	3	0	89.5	0	0	05/09/2015
Morocco	103	0	0	0	103	0	1.0	0	0	70.9	0	0	50	0	0	21	29	0	0.7	14	2	54.0	0	0	12/08/2015
Oman	34	0	0	0	34	0	4.3	0	0	97.1	0	0	26	0	0	0	26	0	4.4	0	0	92.3	0	0	06/09/2015
Pakistan	5369	306	45	0	4992	27	6.5	0	0	87.9	306	0	3365	30	0	350	2983	2	6.3	121	3	88.9	30	0	06/09/2015
Palestine	21	0	0	0	21	0	1.2	0	0	90.5	0	0	17	0	0	2	15	0	1.4	0	0	88.2	0	0	06/09/2015
Qatar	7	0	0	0	7	0	2.3	0	0	100.0	0	0	8	0	0	3	5	0	4.0	1	0	62.5	0	0	07/09/2015
Saudi Arabia	227	0	0	0	227	0	2.5	0	0	97.8	0	0	147	0	0	31	116	0	2.3	2	2	98.6	0	0	30/08/2015
Somalia	420	5	4	0	411	0	7.4	0	0	96.7	5	0	209	0	1	15	193	0	5.3	2	2	97.1	0	0	03/09/2015
Sudan	442	0	0	0	442	0	2.7	0	0	97.3	0	0	282	0	0	17	265	0	2.4	0	0	97.5	0	0	06/09/2015
Syria	306	1	2	0	303	0	4.0	0	0	84.3	1	0	161	0	0	23	138	0	3.0	0	0	90.7	0	0	05/09/2015
Tunisia	44	0	0	0	44	0	1.7	0	0	81.8	0	0	35	0	0	10	25	0	2.0	0	0	88.6	0	0	04/09/2015
U.A.E	25	0	0	0	25	0	2.4	0	0	92.0	0	0	19	0	0	1	18	0	2.6	0	0	84.2	0	0	06/09/2015
Yemen	578	0	0	0	578	0	4.8	0	0	95.0	0	0	283	0	0	133	150	0	3.2	46	37	92.2	0	0	06/09/2015
EMR	12547	342	58	1	12117	30	5.1	1	0	90.7	342	0	8221	39	2	956	7222	2	4.9	213	49	91.6	39	0	
2013	11540	336	55	2	11091	56	4.6	2	0	90.1	336	0													

* Confirmed polio cases refer to wild isolation from AFP cases or from contacts of negative index AFP cases

** Non-polio AFP per 100,000 children <15 years

Totals of the year 2013 include South Sudan that has now moved to the African Region starting October 2013

*** Adequate here refers to two stool specimens collected at least 24 hours apart, within 14 days of paralysis onset

**** AFP cases co infected with P1 and P3 are counted separately as wild isolates



World Health Organization – Regional Office for Eastern Mediterranean

AFP SURVEILLANCE

Week 36, ending 06 September 2015

7-Sep-15

Number 883

Table 4: Investigation of contacts of AFP cases with paralysis onset in 2015 up to Week (36/15) / Ending on : (06/09/2015)

Country	No. of AFP cases	No. of eligible AFP cases for contact sampling*	% of eligible AFP cases with contact samplings	% of eligible AFP cases with 3+ contacts	Total number of Contacts**	% of contacts under 5 years	% of contacts with specimens collected within 7 days of notification of index	% Contact specimens in lab within 3 days of collection	% Contact specimens positive for NPEV	% Contact specimens positive for Sabin like virus	No. of contacts positive for wild virus	% of wild polio virus isolation from contacts	No. of Contacts positive for VDPVs	No. of -ve index AFP cases identified positive by contact	No. of district identified infected from contacts
Afghanistan	1886	96	84.4	83.3	715	97.3	67.3	18.9	26.4	4.8	3	0.4		2	2
Bahrain	6	1	0.0	0.0	0						0			0	0
Djibouti	3	1	0.0	0.0	0						0			0	0
Egypt	715	59	81.4	79.7	274	81.4	59.1	96.8	12.9	3.6	0	0.0		0	0
Iran	502	18	94.4	83.3	104	49.0	39.4	79.8	0.0	1.0	0	0.0		0	0
Iraq	322	42	66.7	47.6	324	65.7	18.5	86.4	9.9	5.8	0	0.0		0	0
Jordan	57	4	25.0	0.0	15	73.3	93.3	93.3	0.0	0.0	0	0.0		0	0
Kuwait	21	1	100.0	0.0	42	59.5	73.8	100.0	2.4	4.9	0	0.0		0	0
Lebanon	69	9	33.3	22.2	89	30.3	70.8	1.1	8.0	3.4	0	0.0		0	0
Libya	38	4	0.0	0.0	0						0			0	0
Morocco	50	23	34.8	26.1	29	10.3	34.5	50.0	10.0	0.0	0	0.0		0	0
Oman	26	2	0.0	0.0	0						0			0	0
Pakistan	3365	372	79.3	73.7	1036	83.5	52.8	67.3	29.3	5.1	2	0.2		2	0
Palestine	17	2	0.0	0.0	0						0			0	0
Qatar	8	3	0.0	0.0	0						0			0	0
Saudi Arabia	147	2	100.0	50.0	7	85.7	0.0				0			0	0
Somalia	209	6	66.7	50.0	599	94.5	93.2	28.0	9.8	5.5	0	0.0		0	0
Sudan	282	7	100.0	100.0	102	79.4	62.7	47.1	11.8	0.0	0	0.0		0	0
Syria	161	15	53.3	40.0	321	27.4	83.8	47.9	4.8	4.1	0	0.0		0	0
Tunisia	35	4	25.0	0.0	6	16.7	66.7	80.0	0.0	0.0	0	0.0		0	0
U.A.E.	19	3	66.7	0.0	3	66.7	0.0	0.0	0.0	0.0	0	0.0		0	0
Yemen	283	22	63.6	54.5	685	55.9	83.2	2.6	15.3	1.3	0	0.0		0	0
Grand Total 2015	8221	696	74.7	68.0	4351	74.5	66.1	47.3	17.8	4.3	5	0.1		4	2
Grand Total 2014	12547	1183	74.7	68.1	7270	77.1	72.4	40.6	17.1	4.3	19	0.3	4	8	2

* Eligible refers to AFP cases with inadequate stool specimens

Totals of the year 2013 include South Sudan that has now moved to the African Region starting October 2013

** Total number of contacts from eligible AFP cases and from other AFP cases as per with country criteria for contact sampling

Last wild contacts in EMRO, 01/01/2015 - 06/09/2015

Year	Country	Data	Date of Most Recent stool collection
2015	Pakistan	Count of wild contacts: 2	27/07/2015
	Afghanistan	Count of wild contacts: 3	28/05/2015
2015 Total		Count of wild contacts: 5	27/07/2015

Number and distribution by district of -ve index AFP cases identified as wild positive by contact in EMR, 2015

Year	COUNTRY	PROVINCE	DISTRICT	Count	First case	Last case
2015	AFG	FARAH	GULESTAN	1	23/04/2015	23/04/2015
			BAKWA	1	21/04/2015	21/04/2015
	AFG Total			2	21/04/2015	23/04/2015
	PAK	KHYBER PAKHTOON	PESHAWAR	1	08/06/2015	08/06/2015
			TANK	1	25/01/2015	25/01/2015
	PAK Total			2	25/01/2015	08/06/2015
2015 Total				4	25/01/2015	08/06/2015



Table 5: Laboratory investigation of AFP cases with paralysis onset in 2015 up to Week (36/15) / Ending on : (06/09/2015)

Country	Polio laboratories Sequencing performed by CDC and RIVM laboratories	AFP cases with specimens	Preliminary virus isolation results of AFP cases						Poliovirus intratypic differentiation results #										Indicators				Latest report Date			
			Referred for ITD		NPEV only	Negative	Pending		Type 1			Type 2			Type 3			Discordant pending sequence	NPEV by PCR	Non-EV	Pending ITD	% specimens positive for NPEV*		% AFP cases with culture results within 14 days	% AFP cases with ITD results within 7 days	% AFP cases with ITD results within 45 days of onset**
			L20B+	L20B+NPEV			received < / = 14 days	received > 14 days ago	Wild	Sabin	VDPV	Wild	Sabin	VDPV	Wild	Sabin	VDPV									
Afghanistan	RRL Pakistan	1830	126	15	386	1194	109	1	6 #	71			35			76		1	2	1	20%	96%	96%	99%	04/09/2015	
Bahrain	PNL Oman	6				6															0%	100%		100%	07/09/2015	
Djibouti	NPL Kenya	3						3																	30/08/2015	
Egypt***	RRL Egypt	701	32	2	105	530	24	9		16			11			11		2	8		12%	99%	100%	98%	06/09/2015	
Iran	NPL Iran	503	8		4	477	13	1		5						2		2			1%	99%	100%	98%	05/09/2015	
Iraq	RRL Egypt	323	12		34	256	17	4		3			3			5		1			11%	100%	100%	70%	03/09/2015	
Jordan	RRL Tunisia	58			3	52	3														8%	100%			06/09/2015	
Kuwait	RRL Kuwait	23				23															1%	100%		100%	30/08/2015	
Lebanon	RRL Egypt	70	1		2	59	8			1						1			1		6%	98%	100%	91%	06/09/2015	
Libya	RRL Tunisia	37			1	34	1	1													3%	100%		86%	28/08/2015	
Morocco	RRL Tunisia	47			5	39	3														8%	86%		84%	04/09/2015	
Oman	NPL Oman	26			4	21	1														17%	100%		100%	07/09/2015	
Pakistan	RRL Pakistan	3485	187	29	790	2228	251		27 #	74			75	2		80		5			22%	99%	99%	97%	04/09/2015	
Palestine & UNRWA		17				16	1														0%	0%		100%	06/09/2015	
Qatar	NPL Oman	8			1	7															13%	100%		100%	07/09/2015	
Saudi Arabia	NPL Oman	162	3		7	143	6			3			3			4		3			4%	100%	100%	73%	06/09/2015	
Somalia	NPL Kenya	209	11	4	27	152	3	12		9			6			11					16%	16%		96%	03/09/2015	
Sudan	RRL Egypt	280	3		27	236	14			1			1			1		1			10%	100%	100%	100%	06/09/2015	
Syria	RRL Egypt	157	7		10	135		5		1			4			5					5%	99%	100%	50%	25/08/2014	
Tunisia	RRL Tunisia	34				32		2													0%	100%		97%	28/08/2015	
U.A.E	NPL Oman	18	1		2	15				1											5%	100%	100%	72%	07/09/2015	
Yemen	RRL Egypt	260	1		23	109	19	108		1			1								15%	89%	100%	77%	06/09/2015	
Total EMR 2015		8257	392	50	1431	5764	473	146	33	186			139	2		196		4	14	9	1	16%	96%	98%	97%	
Total EMR 2014		12289	954	93	2203	9037			334	339	1		169	26		344		3	18	3		16%	94%	95%	97%	

* Specimens from all sources including non-AFP cases, excluding environmental samples

** This indicator reflects surveillance and laboratory activities

Advance notification of 2 Wild P1 poliovirus cases from 1) Zaranj district, Nimroz province from Afghanistan & 2) from Quetta district, Balochistan province from Pakistan will be reflected in the laboratory rec. file next week



Environmental surveillance initiated in **Egypt** in September 2000 showed the following:

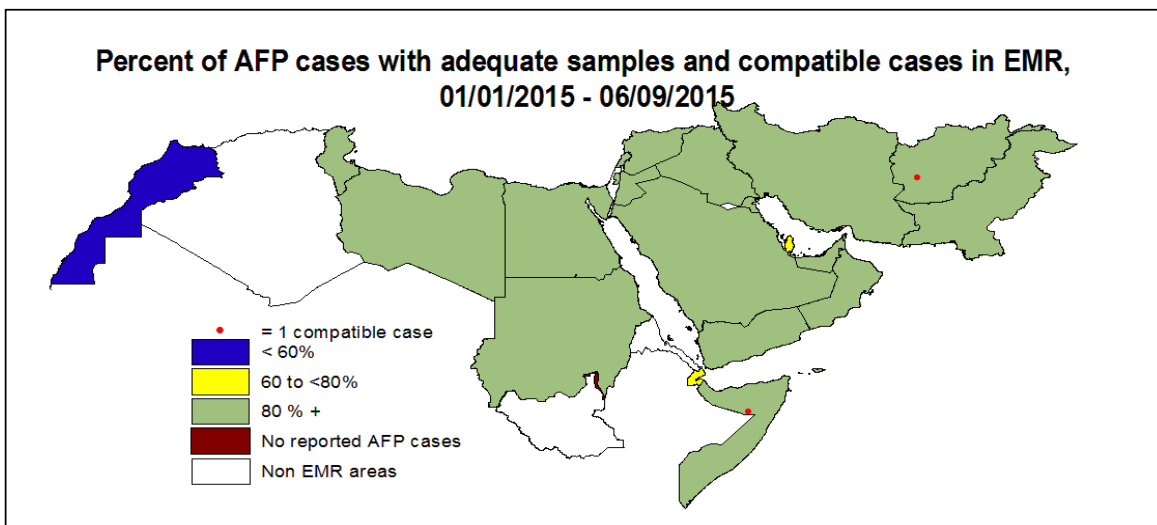

Result	2010	2011	2012	2013	2014	2015
Negative	183	178	196	304	410	271
Pending						16
Wild			2			
VDPVP2			7	3	2	2
VDPVP1			1		1	
Total	183	178	206	307	413	289

YEAR	Province	Site	Count	First date	Last Date	
2014	VDPVP2	GIZA	AL HARAM	1	30/09/2014	30/09/2014
			AL WASLA	1	04/03/2014	04/03/2014
	VDPVP2 Total			2	04/03/2014	30/09/2014
	VDPVP1	QALUBIA	BENHA	1	20/04/2014	20/04/2014
VDPVP1 Total			1	20/04/2014	20/04/2014	
2015	VDPVP2	GIZA	AL WASLA	1	04/02/2015	04/02/2015
		HURGADA	RED SEA	1	26/05/2015	26/05/2015
	VDPVP2 Total			2	04/02/2015	26/05/2015

Environmental surveillance initiated in **Pakistan** in 2009 and **Afghanistan** in 2014 showed the following:

COUNTRY1	Status	2009	2010	2011	2012	2013	2014	2015
AFG	Negative						9	78
	Pending							13
	Wild						17	8
AFG Total							9	95
PAK	Negative	27	77	68	150	256	236	220
	Pending						1	15
	Wild	18	79	136	89	64	125	50
	Wild & VDPV2					2	6	3
	VDPV2						4	8
PAK Total		45	156	204	239	322	372	296

Year	COUNTR	Status	SITEDIST	SITENAME	Count	Wild	First date	Last date			
2015	AFG	Wild	HILMAND	BOLAN BRIDGE	2		25/01/2015	20/04/2015			
				RADIO MAHALLIE	2		22/02/2015	22/03/2015			
				ZARAT BAGH	1		24/01/2015	24/01/2015			
				RADOR BRIDGE	1		22/02/2015	22/02/2015			
				KHANDAK	1		04/01/2015	04/01/2015			
			KANDAHAR	RAROBAT	1		26/01/2015	26/01/2015			
				AFG Total		8		04/01/2015	20/04/2015		
				PAK	Wild	MULTAN	ALI TOWN	1		18/08/2015	18/08/2015
							KOTLA ABDUL FATAH	1		28/07/2015	28/07/2015
							SURAJ MIANI	1		08/04/2015	08/04/2015
KHI.GADAP TOWN	BALDIA COMPOSITE	2					06/01/2015	04/02/2015			
	SOHRAB GOTH	1					17/08/2015	17/08/2015			
	MACHAR COLONY	3					11/05/2015	10/08/2015			
	KHAMISO GOTH	1					20/01/2015	20/01/2015			
KHI.GULSHAN-E-IQBAL TOWN	CHAKORA NULLA	2					13/01/2015	05/05/2015			
	RASHID MINHAS RD LAY	2					02/03/2015	12/08/2015			
PESHAWAR	LARA MA	2					03/01/2015	24/01/2015			
	SHAHEEN TOWN	5				10/01/2015	11/08/2015				
SUKKUR	MAKKA PUMPING STATION	2				06/01/2015	04/02/2015				
	MIANI PUMPING STATION	3				05/02/2015	11/08/2015				
DIKHAN	MODC DRAIN	2				04/03/2015	04/08/2015				
	ZAFAR ABAD DRAIN	1				05/05/2015	05/05/2015				
QUETTA	JAM-E-SALFIA	1				12/01/2015	12/01/2015				
	JATAK KILLI & TAKHTHANI BY PASS	4				28/01/2015	28/07/2015				
	SUR PUL	3				20/01/2015	22/07/2015				
LAHORE	MULTAN ROAD STATION	2				19/02/2015	19/06/2015				
	OUTFALL STATION-G	1				12/01/2015	12/01/2015				
KABDULLAH	ARMY KAZIBA	2				01/03/2015	01/06/2015				
	HADI PACKET	1				15/01/2015	15/01/2015				
JACOBABAD	SADDAR PUMPING STATION	4				08/01/2015	05/05/2015				
RAWALPINDI	DHOKE DALLAL	1				10/03/2015	10/03/2015				
HYDERABAD	TULSIDAS PUMPING STATION	1				03/02/2015	03/02/2015				
CDA	SABZI MANDI	1				12/01/2015	12/01/2015				
Wild & VDPV2	QUETTA	JATAK KILLI & TAKHTHANI BY PASS	1				28/03/2015	28/03/2015			
		PESHAWAR	LARA MA			1		26/02/2015	26/02/2015		
VDPV2	KHI.GADAP TOWN	SOHRAB GOTH	1				22/01/2015	22/01/2015			
		KHI.GULSHAN-E-IQBAL TOWN	RASHID MINHAS RD LAY			2		08/06/2015	07/07/2015		
		LAHORE	OUTFALL STATION-G	1		13/04/2015	13/04/2015				
		SOHRAB GOTH	2		23/02/2015	18/03/2015					
KHI.GADAP TOWN	MACHAR COLONY	3		14/01/2015	16/03/2015						
	PAK Total		61		03/01/2015	18/08/2015					
Grand Total		69		03/01/2015	18/08/2015						



Wild polio cases by country and date of onset of paralysis in EMR, 2014-2015

Year	COUNTRY	Count	First Case	Last Case
2014	PAK	306	03/01/2014	26/12/2014
	AFG	28	14/01/2014	04/12/2014
	SOM	5	11/05/2014	11/08/2014
	IRQ	2	10/02/2014	07/04/2014
	SYR	1	21/01/2014	21/01/2014
2014 Total		342	03/01/2014	26/12/2014
2015	PAK	30	03/01/2015	17/08/2015
	AFG	9	21/01/2015	07/08/2015
2015 Total		39	03/01/2015	17/08/2015

Last reported wild Polio P3 from Pakistan with date of onset 18/04/2012



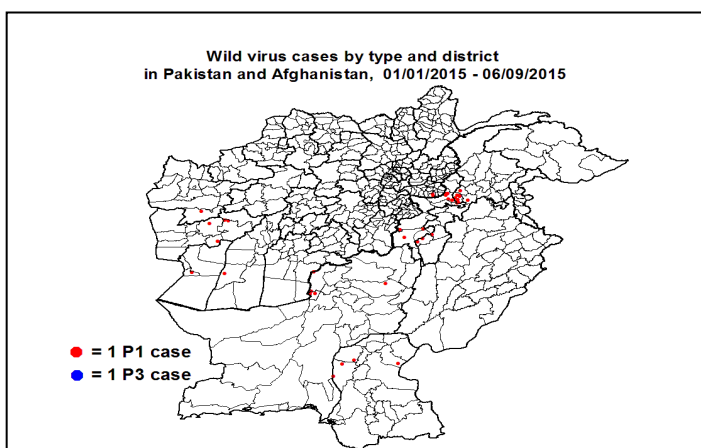
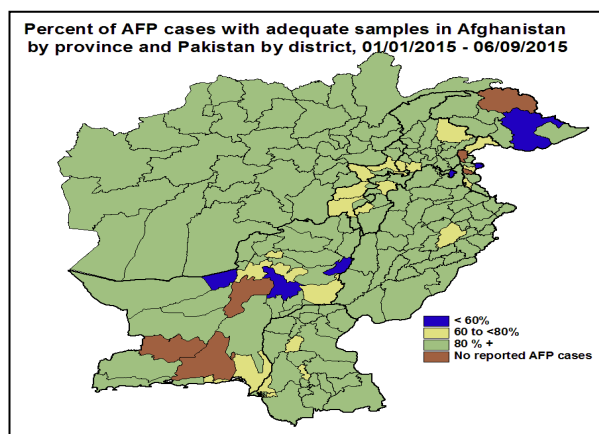
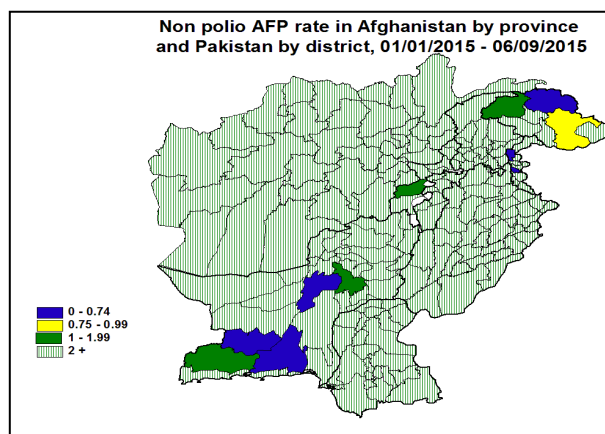
World Health Organization – Regional Office for Eastern Mediterranean

AFP SURVEILLANCE

Week 36, ending 06 September 2015

7-Sep-15

Number 883



Wild Polio cases by district and date of onset of paralysis, Afghanistan 2015

PROVINCE	DISTRICT	Count	First case	Last case
NIMROZ	ZARANJ	1	07/08/2015	07/08/2015
NANGARHAR	ACHIN	2	17/07/2015	01/08/2015
HIRAT	SHINDAND	1	27/06/2015	27/06/2015
FARAH	BALABULUK	1	07/06/2015	07/06/2015
	GULESTAN	2	23/04/2015	05/05/2015
	BAKWA	1	21/04/2015	21/04/2015
HILMAND	REG	1	21/01/2015	21/01/2015
Grand Total		9	21/01/2015	07/08/2015

Wild Polio cases by district and date of onset of paralysis, Pakistan 2015

PROVINCE	DISTRICT	Count	First case	Last case
BALOCHISTAN	QUETTA	3	20/02/2015	17/08/2015
	LORALAI	1	09/02/2015	09/02/2015
	KABDULAH	1	03/02/2015	03/02/2015
KHYBER PAKHTOON	PESHAWAR	8	17/01/2015	30/06/2015
	CHARSADA	1	20/04/2015	20/04/2015
	TANK	2	03/01/2015	25/01/2015
	LAKKIMRWT	1	07/01/2015	07/01/2015
	NOWSHERA	1	05/01/2015	05/01/2015
FATA	WAZIR-S	2	07/01/2015	24/05/2015
	WAZIR-N	1	06/05/2015	06/05/2015
	KHYBER	5	05/01/2015	24/02/2015
SINDH	DADU	2	10/02/2015	19/02/2015
	SUKKUR	1	13/02/2015	13/02/2015
	KAMBAR	1	04/01/2015	04/01/2015
Grand Total		30	03/01/2015	17/08/2015



**Circulating VDPV cases and date of onset of paralysis in EMR countries by districts
2014 - 2015**

Year	COUNTRY	PROVINCE	DISTRICT	cVDPV2				
				Count	First Case	Last Case		
2014	PAK	SINDH	KHIGADAP	1	13/12/2014	13/12/2014		
			FATA	KHYBER	3	27/05/2014	15/11/2014	
				FR BANNU	8	24/01/2014	27/05/2014	
				WAZIR-N	7	03/01/2014	12/04/2014	
		KHYBER PAKHTOON	PESHAWAR	1	01/08/2014	01/08/2014		
			LAKKIMRWT	1	08/05/2014	08/05/2014		
			BANNU	1	03/05/2014	03/05/2014		
		PAK Total				22	03/01/2014	13/12/2014
		2014 Total				22	03/01/2014	13/12/2014

In 2014, 1 AFP case in Pakistan was identified as VDPV by contact
In 2014, 1 AFP case in Pakistan from Khyber district, FATA province with date of onset 27/05/2014 was identified as WPV1 & cVDPV2.
The case is classified as wild and reflected in page-2- table (3), pages 6 & 7 of the polio fax. Accordingly final number of cVDPV cases in Pakistan for 2014 is (22)