



AFP SURVEILLANCE

31-Aug-15

Week 35, ending 30 August 2015

Number 882

Table 1: Acute Flaccid Paralysis (AFP) cases by week of onset

Country	Reported AFP cases by week of onset - Week (35/15) / Ending on : 30/08/15														
	Total AFP 2013	Total AFP 2014	Total AFP to date, 2015	W 24 14 June 15	W 25 21 June 15	W 26 28 June 15	W 27 05 July 15	W 28 12 July 15	W 29 19 July 15	W 30 26 July 15	W 31 02 Aug 15	W 32 09 Aug 15	W 33 16 Aug 15	W 34 23 Aug 15	W 35 30 Aug 15
Afghanistan	1897	2421	1816	46	49	58	50	40	33	59	42	48	57	39	12
Bahrain	12	16	6	0	0	1	0	0	0	1	0	1	0	0	0
Djibouti	7	3	3	0	0	0	0	0	0	0	0	0	0	0	0
Egypt	1007	1000	704	23	23	13	22	15	10	23	17	20	23	12	1
Iran	708	754	487	7	17	13	13	13	16	13	12	11	21	5	1
Iraq	444	590	316	8	9	6	4	6	7	5	14	9	10	7	
Jordan ****	35	62	54	0	5	0	1	0	0	0	3	2	0	0	
Kuwait	39	32	21	2	0	0	1	1	0	0	0	0	0	0	0
Lebanon ****	33	50	68	3	4	2	0	1	3	3	2	1	1	2	3
Libya	58	43	37	2	1	0	0	1	0	0	1	1	0	1	
Morocco	106	103	50	0	1	0	2	0	1	2	1	0			
Oman	20	34	26	3	4	1	1	0	1	0	1	0	0	0	
Pakistan	4790	5367	3128	106	106	89	90	97	69	89	79	48	42	9	
Palestine ****	38	21	16	0	0	0	1	0	0	0	0	0	0	0	0
Qatar	8	7	7	0	1	0	0	0	0	0	0	0	0	0	
Saudi Arabia	220	227	147	2	5	2	3	2	1	4	3	3	5	0	0
Somalia	546	420	202	3	7	2	2	1	5	5	3	5	3	1	
Sudan	410	442	273	5	3	6	7	8	6	12	9	6	9	4	1
Syria ****	180	306	151	2	3	4	8	1	2	4	5	2	4	2	
Tunisia	43	44	34	2	2	2	2	1	1	1	0	1	0	1	
U.A.E	31	25	19	2	1	0	0	1	0	1	0	0	0	1	0
Yemen	614	578	255	8	5	5	4	7	3	5	9	8	6	0	
<b>Total EMR</b>	<b>11540</b>	<b>12545</b>	<b>7820</b>	<b>224</b>	<b>246</b>	<b>204</b>	<b>211</b>	<b>195</b>	<b>158</b>	<b>227</b>	<b>201</b>	<b>166</b>	<b>181</b>	<b>84</b>	<b>18</b>

No data = No report received

Totals of the year 2013 include South Sudan that has now moved to the African Region starting October 2013

Table 2: Confirmed polio cases by month of onset

Country	Total year 2013	Total year 2014	30/08		Confirmed polio cases by month of onset											
			2014	2015	September 2014	October 2014	November 2014	December 2014	January 2015	February 2015	March 2015	April 2015	May 2015	June 2015	July 2015	August 2015
Afghanistan	14	28	9	8	7	7	4	1	1	0	0	2	1	2	1	1
Bahrain	0	0	0	0	0	0	0	0	0	0	0	0	0	0	0	
Djibouti	0	0	0	0	0	0	0	0	0	0	0	0	0	0	0	
Egypt	0	0	0	0	0	0	0	0	0	0	0	0	0	0	0	
Iran	0	0	0	0	0	0	0	0	0	0	0	0	0	0	0	
Iraq	0	2	2	0	0	0	0	0	0	0	0	0	0	0	0	
Jordan ****	0	0	0	0	0	0	0	0	0	0	0	0	0	0	0	
Kuwait	0	0	0	0	0	0	0	0	0	0	0	0	0	0	0	
Lebanon ****	0	0	0	0	0	0	0	0	0	0	0	0	0	0	0	
Libya	0	0	0	0	0	0	0	0	0	0	0	0	0	0	0	
Morocco	0	0	0	0	0	0	0	0	0	0	0	0	0	0	0	
Oman	0	0	0	0	0	0	0	0	0	0	0	0	0	0	0	
Pakistan	93	306	170	29	49	30	43	14	10	10	2	1	2	4		
Palestine ****	0	0	0	0	0	0	0	0	0	0	0	0	0	0	0	
Qatar	0	0	0	0	0	0	0	0	0	0	0	0	0	0	0	
Saudi Arabia	0	0	0	0	0	0	0	0	0	0	0	0	0	0	0	
Somalia	194	5	5	0	0	0	0	0	0	0	0	0	0	0	0	
Sudan	0	0	0	0	0	0	0	0	0	0	0	0	0	0	0	
Syria ****	35	1	1	0	0	0	0	0	0	0	0	0	0	0	0	
Tunisia	0	0	0	0	0	0	0	0	0	0	0	0	0	0	0	
U.A.E	0	0	0	0	0	0	0	0	0	0	0	0	0	0	0	
Yemen	0	0	0	0	0	0	0	0	0	0	0	0	0	0	0	
<b>Total EMR</b>	<b>336</b>	<b>342</b>	<b>187</b>	<b>37</b>	<b>56</b>	<b>37</b>	<b>47</b>	<b>15</b>	<b>11</b>	<b>10</b>	<b>2</b>	<b>3</b>	<b>3</b>	<b>6</b>	<b>1</b>	<b>1</b>

\*\*\*\* UNRWA cases are included with those of country of residence



## World Health Organization – Regional Office for Eastern Mediterranean

## AFP SURVEILLANCE

31-Aug-15

Week 35, ending 30 August 2015

Number 882

Table 3: Investigation of AFP cases with paralysis onset in 2014 &amp; 2015 up to Week (35/15) / Ending on : 30/08/2015)

COUNTRY	2014												2015												Latest line List Date
	AFP									Specimen	Wild cases ****		AFP									Specimen	Wild cases ****		
	Total AFP cases onset 2014	Case classification					Non polio AFP rate **	AFP cases pending classification > 90 days from onset of paralysis	AFP cases pending classification and lab > 90 days from onset of paralysis	% with *** adequate specimens	Wild P1 Poliovirus	Wild P3 Poliovirus	Total AFP cases onset 2015	Case classification					Annualized Non polio AFP rate **	AFP cases pending classification > 90 days from onset of paralysis	AFP cases pending classification and lab > 90 days from onset of paralysis	% with *** adequate specimens	Wild P1 Poliovirus	Wild P3 Poliovirus	
		Total Confirmed Polio Cases *	Polio Compatible	Pending Classification	Discarded (non polio AFP)	VDPV								Total Confirmed Polio Cases *	Polio Compatible	Pending Classification	Discarded (non polio AFP)	VDPV							
Afghanistan	2421	28	6	0	2387	0	12.7	0	0	92.4	28	0	1816	8	1	167	1640	0	13.8	11	1	94.9	8	0	30/08/2015
Bahrain	16	0	0	0	16	0	5.9	0	0	100.0	0	0	6	0	0	3	3	0	3.3	0	0	83.3	0	0	30/08/2015
Djibouti	3	0	0	1	2	0	1.0	1	0	66.7	0	0	3	0	0	3	0	0	1.5	3	2	66.7	0	0	30/08/2015
Egypt	1000	0	0	0	999	1	2.9	0	0	93.4	0	0	704	0	0	80	624	0	3.0	2	0	91.9	0	0	27/08/2015
Iran	754	0	0	0	752	2	4.2	0	0	95.9	0	0	487	0	0	32	455	0	4.0	0	0	96.3	0	0	30/08/2015
Iraq	590	2	1	0	587	0	4.0	0	0	88.6	2	0	316	0	0	33	283	0	3.3	1	0	86.7	0	0	27/08/2015
Jordan	62	0	0	0	62	0	2.5	0	0	96.8	0	0	54	0	0	11	43	0	2.9	2	0	92.6	0	0	26/08/2015
Kuwait	32	0	0	0	32	0	3.8	0	0	93.8	0	0	21	0	0	0	21	0	3.7	0	0	95.2	0	0	30/08/2015
Lebanon	50	0	0	0	50	0	2.6	0	0	70.0	0	0	68	0	0	19	49	0	4.8	1	0	86.8	0	0	29/08/2015
Libya	43	0	0	0	43	0	2.1	0	0	95.3	0	0	37	0	0	7	30	0	2.7	3	0	89.2	0	0	29/08/2015
Morocco	103	0	0	0	103	0	1.0	0	0	70.9	0	0	50	0	0	21	29	0	0.7	12	2	54.0	0	0	12/08/2015
Oman	34	0	0	0	34	0	4.3	0	0	97.1	0	0	26	0	0	1	25	0	4.5	0	0	88.5	0	0	23/08/2015
Pakistan	5367	306	45	0	4990	27	6.5	0	0	87.9	306	0	3128	29	0	284	2813	2	6.0	115	2	89.0	29	0	29/08/2015
Palestine	21	0	0	0	21	0	1.2	0	0	90.5	0	0	16	0	0	1	15	0	1.4	0	0	87.5	0	0	30/08/2015
Qatar	7	0	0	0	7	0	2.3	0	0	100.0	0	0	7	0	0	2	5	0	3.6	1	0	71.4	0	0	16/08/2015
Saudi Arabia	227	0	0	0	227	0	2.5	0	0	97.8	0	0	147	0	0	31	116	0	2.4	0	0	98.6	0	0	30/08/2015
Somalia	420	5	4	0	411	0	7.4	0	0	96.7	5	0	202	0	1	16	185	0	5.3	3	3	98.0	0	0	26/08/2015
Sudan	442	0	0	0	442	0	2.7	0	0	97.3	0	0	273	0	0	17	256	0	2.4	0	0	97.4	0	0	30/08/2015
Syria	306	1	2	0	303	0	4.0	0	0	84.3	1	0	151	0	0	13	138	0	2.9	0	0	91.4	0	0	29/08/2015
Tunisia	44	0	0	0	44	0	1.7	0	0	81.8	0	0	34	0	0	9	25	0	2.0	0	0	88.2	0	0	28/08/2015
U.A.E	25	0	0	0	25	0	2.4	0	0	92.0	0	0	19	0	0	1	18	0	2.7	0	0	84.2	0	0	30/08/2015
Yemen	578	0	0	0	578	0	4.8	0	0	95.0	0	0	255	0	0	116	139	0	3.0	47	38	92.5	0	0	23/08/2015
EMR	12545	342	58	1	12115	30	5.1	1	0	90.7	342	0	7820	37	2	867	6912	2	4.8	201	48	91.6	37	0	
2013	11540	336	55	2	11091	56	4.6	2	0	90.1	336	0													

\* Confirmed polio cases refer to wild isolation from AFP cases or from contacts of negative index AFP cases

\*\* Non-polio AFP per 100,000 children &lt;15 years

Totals of the year 2013 include South Sudan that has now moved to the African Region starting October 2013

\*\*\* Adequate here refers to two stool specimens collected at least 24 hours apart, within 14 days of paralysis onset

\*\*\*\* AFP cases co infected with P1 and P3 are counted separately as wild isolates



## World Health Organization – Regional Office for Eastern Mediterranean

## AFP SURVEILLANCE

Week 35, ending 30 August 2015

31-Aug-15

Number 882

Table 4: Investigation of contacts of AFP cases with paralysis onset in 2015 up to Week (35/15) / Ending on : (30/08/2015)

Country	No. of AFP cases	No. of eligible AFP cases for contact sampling*	% of eligible AFP cases with contact samplings	% of eligible AFP cases with 3+ contacts	Total number of Contacts**	% of contacts under 5 years	% of contacts with specimens collected within 7 days of notification of index	% Contact specimens in lab within 3 days of collection	% Contact specimens positive for NPEV	% Contact specimens positive for Sabin like virus	No. of contacts positive for wild virus	% of wild polio virus isolation from contacts	No. of Contacts positive for VDPVs	No. of -ve index AFP cases identified positive by contact	No. of district identified infected from contacts
Afghanistan	1816	93	80.6	79.6	684	97.2	67.8	17.8	26.0	4.8	3	0.5		2	2
Bahrain	6	1	0.0	0.0	0						0			0	0
Djibouti	3	1	0.0	0.0	0						0			0	0
Egypt	704	64	71.9	70.3	265	81.9	58.9	96.7	12.9	3.8	0	0.0		0	0
Iran	487	18	88.9	83.3	98	52.0	41.8	78.6	0.0	1.0	0	0.0		0	0
Iraq	316	42	61.9	42.9	300	66.3	17.3	85.4	10.2	6.2	0	0.0		0	0
Jordan	54	4	25.0	0.0	15	73.3	93.3	93.3	0.0	0.0	0	0.0		0	0
Kuwait	21	1	100.0	0.0	42	59.5	73.8	100.0	2.4	4.9	0	0.0		0	0
Lebanon	68	9	0.0	0.0	0						0			0	0
Libya	37	4	0.0	0.0	0						0			0	0
Morocco	50	23	34.8	26.1	29	10.3	34.5	50.0	10.0	0.0	0	0.0		0	0
Oman	26	3	0.0	0.0	0						0			0	0
Pakistan	3128	345	81.2	75.1	1002	83.2	51.7	66.6	27.9	5.3	2	0.2		2	0
Palestine	16	2	0.0	0.0	0						0			0	0
Qatar	7	2	0.0	0.0	0						0			0	0
Saudi Arabia	147	2	100.0	50.0	7	85.7	0.0				0			0	0
Somalia	202	4	75.0	50.0	581	94.3	93.3	27.6	9.5	5.3	0	0.0		0	0
Sudan	273	7	100.0	100.0	98	78.6	61.2	47.1	11.8	0.0	0	0.0		0	0
Syria	151	13	61.5	46.2	310	27.1	83.2	47.9	4.8	4.1	0	0.0		0	0
Tunisia	34	4	25.0	0.0	6	16.7	66.7	80.0	0.0	0.0	0	0.0		0	0
U.A.E.	19	3	66.7	0.0	3	66.7	0.0	0.0	0.0	0.0	0	0.0		0	0
Yemen	255	19	68.4	63.2	619	56.2	85.3	2.9	16.0	1.4	0	0.0		0	0
<b>Grand Total 2015</b>	<b>7820</b>	<b>664</b>	<b>73.6</b>	<b>67.0</b>	<b>4059</b>	<b>75.7</b>	<b>66.0</b>	<b>47.9</b>	<b>17.7</b>	<b>4.4</b>	<b>5</b>	<b>0.1</b>		<b>4</b>	<b>2</b>
<b>Grand Total 2014</b>	<b>12546</b>	<b>1184</b>	<b>74.5</b>	<b>68.0</b>	<b>7268</b>	<b>77.1</b>	<b>72.4</b>	<b>40.6</b>	<b>17.1</b>	<b>4.3</b>	<b>19</b>	<b>0.3</b>	<b>4</b>	<b>8</b>	<b>2</b>

\* Eligible refers to AFP cases with inadequate stool specimens

Totals of the year 2013 include South Sudan that has now moved to the African Region starting October 2013

\*\* Total number of contacts from eligible AFP cases and from other AFP cases as per with country criteria for contact sampling

## Last wild contacts in EMRO, 01/01/2015 - 30/08/2015

Year	Country	Data	Date of Most Recent stool collection
2015	Pakistan	Count of wild contacts: 2	27/07/2015
	Afghanistan	Count of wild contacts: 3	28/05/2015
<b>2015 Total</b>		<b>Count of wild contacts: 5</b>	<b>27/07/2015</b>

## Number and distribution by district of -ve index AFP cases identified as wild positive by contact in EMR, 2015

Year	COUNTRY	PROVINCE	DISTRICT	Count	First case	Last case
2015	AFG	FARAH	GULESTAN	1	23/04/2015	23/04/2015
			BAKWA	1	21/04/2015	21/04/2015
	<b>AFG Total</b>			<b>2</b>	<b>21/04/2015</b>	<b>23/04/2015</b>
	PAK	KHYBER PAKHTOON	PESHAWAR	1	08/06/2015	08/06/2015
			TANK	1	25/01/2015	25/01/2015
	<b>PAK Total</b>			<b>2</b>	<b>25/01/2015</b>	<b>08/06/2015</b>
<b>2015 Total</b>				<b>4</b>	<b>25/01/2015</b>	<b>08/06/2015</b>



**Table 5: Laboratory investigation of AFP cases with paralysis onset in 2015 up to Week (35/15) / Ending on : (30/08/2015)**

Country	Polio laboratories  Sequencing performed by CDC and RIVM laboratories	AFP cases with specimens	Preliminary virus isolation results of AFP cases						Poliovirus intratypic differentiation results #										Indicators				Latest report Date			
			Referred for ITD		NPEV only	Negative	Pending		Type 1			Type 2			Type 3			Discordant pending sequence	NPEV by PCR	Non-EV	Pending ITD	% specimens positive for NPEV*		% AFP cases with culture results within 14 days	% AFP cases with ITD results within 7 days	% AFP cases with ITD results within 45 days of onset**
			L20B+	L20B+NPEV			received < / = 14 days	received > 14 days ago	Wild	Sabin	VDPV	Wild	Sabin	VDPV	Wild	Sabin	VDPV									
Afghanistan	RRL Pakistan	1773	121	15	368	1166	102	1	6	69			35			72		1	2	1	20%	96%	96%	99%	28/08/2015	
Bahrain	PNL Oman	6				6															0%	100%		100%	30/08/2015	
Djibouti	NPL Kenya	3						3																	30/08/2015	
Egypt***	RRL Egypt	688	32	2	94	499	32	29		16			11			11			2	8	11%	99%	100%	99%	27/08/2015	
Iran	NPL Iran	490	8		4	455	23			5						2					1%	99%	100%	98%	26/08/2015	
Iraq	RRL Egypt	317	12		32	247	22	4		3			3			5			1		11%	100%	100%	70%	27/08/2015	
Jordan	RRL Tunisia	55			3	52															8%	100%			30/08/2015	
Kuwait	RRL Kuwait	23				23															1%	100%		100%	30/08/2015	
Lebanon	RRL Egypt	67	1		3	63				1						1			1		7%	99%	100%	92%	27/08/2015	
Libya	RRL Tunisia	37			1	34	2														3%	100%		86%	28/08/2015	
Morocco	RRL Tunisia	44			4	30		10													9%	100%		91%	18/08/2015	
Oman	NPL Oman	25			4	21															17%	100%		100%	30/08/2015	
Pakistan	RRL Pakistan	3347	186	29	735	2156	240	1	27	73			75	2		79			5		21%	99%	99%	97%	28/08/2015	
Palestine & UNRWA		16				16															0%	0%		100%	30/08/2015	
Qatar	NPL Oman	8			1	7															13%	100%		100%	30/08/2015	
Saudi Arabia	NPL Oman	156	3		7	137	5	1		3			3			4			3		4%	100%	100%	73%	30/08/2015	
Somalia	NPL Kenya	202	11	4	26	145	5	11		9			6			11					16%	16%		97%	26/08/2015	
Sudan	RRL Egypt	261	3		25	222	4	7		1			1			1			1	1	10%	100%	100%	100%	23/08/2015	
Syria	RRL Egypt	148	6		9	125		8		1			4			4					5%	99%	100%	43%	09/08/2014	
Tunisia	RRL Tunisia	34				32	2														0%	100%		97%	28/08/2015	
U.A.E	NPL Oman	18	1		2	15				1											5%	100%	100%	72%	30/08/2015	
Yemen	RRL Egypt	234	1		22	97	4	110		1			1								15%	99%	100%	85%	27/08/2015	
<b>Total EMR 2015</b>		<b>7952</b>	<b>385</b>	<b>50</b>	<b>1340</b>	<b>5548</b>	<b>441</b>	<b>185</b>	<b>33</b>	<b>183</b>	<b>1</b>	<b>139</b>	<b>2</b>	<b>190</b>	<b>4</b>	<b>14</b>	<b>9</b>	<b>1</b>	<b>16%</b>	<b>96%</b>	<b>98%</b>	<b>97%</b>				
<b>Total EMR 2014</b>		<b>12289</b>	<b>954</b>	<b>93</b>	<b>2203</b>	<b>9037</b>			<b>334</b>	<b>339</b>	<b>1</b>	<b>169</b>	<b>26</b>	<b>344</b>	<b>3</b>	<b>18</b>	<b>3</b>		<b>16%</b>	<b>94%</b>	<b>95%</b>	<b>97%</b>				

\* Specimens from all sources including non-AFP cases, excluding environmental samples

\*\* This indicator reflects surveillance and laboratory activities



Environmental surveillance initiated in **Egypt** in September 2000 showed the following:

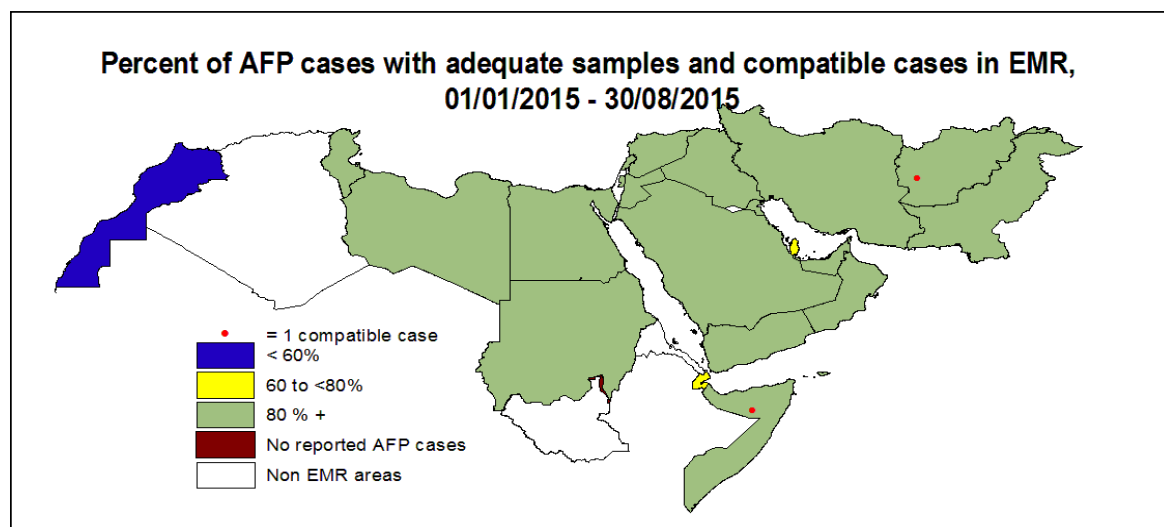
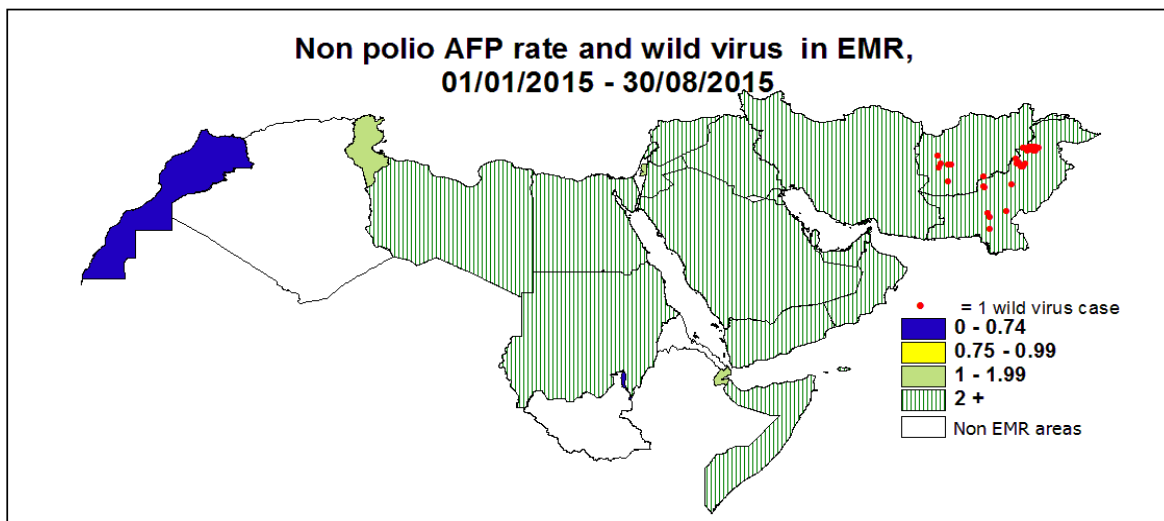
Result	2010	2011	2012	2013	2014	2015
Negative	183	178	196	304	410	256
Pending						18
Wild			2			
VDPVP2			7	3	2	2
VDPVP1			1		1	
Total	183	178	206	307	413	276

YEAR		Province	Site	Count	First date	Last Date
2014	VDPVP2	GIZA	AL HARAM	1	30/09/2014	30/09/2014
			AL WASLA	1	04/03/2014	04/03/2014
	VDPVP2 Total			2	04/03/2014	30/09/2014
	VDPVP1	QALUBIA	BENHA	1	20/04/2014	20/04/2014
VDPVP1 Total			1	20/04/2014	20/04/2014	
2015	VDPVP2	GIZA	AL WASLA	1	04/02/2015	04/02/2015
		HURGADA	RED SEA	1	26/05/2015	26/05/2015
	VDPVP2 Total			2	04/02/2015	26/05/2015

Environmental surveillance initiated in **Pakistan** in 2009 and **Afghanistan** in 2014 showed the following:

COUNTRY1	Status	2009	2010	2011	2012	2013	2014	2015
AFG	Negative						9	78
	Pending							1
	Wild						17	8
AFG Total							9	95
PAK	Negative	27	77	68	150	256	236	208
	Pending							1
	Wild	18	79	136	89	64	125	46
	Wild & VDPV2 VDPV2					2	6	3
PAK Total		45	156	204	239	322	372	291

Year	COUNTR	Status	SITEDIST	SITENAME	Count	Wild	First date	Last date	
2015	AFG	Wild	HILMAND	BOLAN BRIDGE	2		25/01/2015	20/04/2015	
				RADIO MAHALLIE	2		22/02/2015	22/03/2015	
				ZARAT BAGH	1		24/01/2015	24/01/2015	
			NANGARHAR	RADOR BRIDGE	1		22/02/2015	22/02/2015	
				KHANDAK	1		04/01/2015	04/01/2015	
			KANDAHAR	RAROBAT	1		26/01/2015	26/01/2015	
				AFG Total			8		04/01/2015
			PAK	Wild	PESHAWAR	LARA MA	2		03/01/2015
	SHAHEEN TOWN	5					10/01/2015	11/08/2015	
	KHI.GADAP TOWN	BALDIA COMPOSITE			2		06/01/2015	04/02/2015	
		MACHAR COLONY			3		11/05/2015	10/08/2015	
		KHAMISO GOTH			1		20/01/2015	20/01/2015	
	DIKHAN	MODC DRAIN			2		04/03/2015	04/08/2015	
		ZAFAR ABAD DRAIN			1		05/05/2015	05/05/2015	
	QUETTA	JAM-E-SALFIA			1		12/01/2015	12/01/2015	
		JATAK KILLI & TAKHTHANI BY PASS			4		28/01/2015	28/07/2015	
	SUR PUL				3		20/01/2015	22/07/2015	
	MULTAN	KOTLA ABDUL FATAH			1		28/07/2015	28/07/2015	
		SURAJ MIANI	1		08/04/2015	08/04/2015			
LAHORE	MULTAN ROAD STATION	2		19/02/2015	19/06/2015				
	OUTFALL STATION-G	1		12/01/2015	12/01/2015				
KABDULLAH	ARMY KAZIBA	2		01/03/2015	01/06/2015				
	HADI PACKET	1		15/01/2015	15/01/2015				
JACOBABAD	SADDAR PUMPING STATION	4		08/01/2015	05/05/2015				
	KHI.GULSHAN-E-IQBAL TOWN	2		13/01/2015	05/05/2015				
RAWALPINDI	RASHID MINHAS RD LAY	1		02/03/2015	02/03/2015				
	DHOKE DALLAL	1		10/03/2015	10/03/2015				
SUKKUR	MAKKA PUMPING STATION	2		06/01/2015	04/02/2015				
	MIANI PUMPING STATION	2		05/02/2015	05/03/2015				
HYDERABAD	TULSIDAS PUMPING STATION	1		03/02/2015	03/02/2015				
	CDA	1		12/01/2015	12/01/2015				
Wild & VDPV2	QUETTA	JATAK KILLI & TAKHTHANI BY PASS	1		28/03/2015	28/03/2015			
		PESHAWAR	LARA MA	1		26/02/2015	26/02/2015		
VDPV2	KHI.GADAP TOWN	SOHRAB GOTH	1		22/01/2015	22/01/2015			
		KHI.GULSHAN-E-IQBAL TOWN	RASHID MINHAS RD LAY	2		08/06/2015	07/07/2015		
		LAHORE	OUTFALL STATION-G	1		13/04/2015	13/04/2015		
KHI.GADAP TOWN	SOHRAB GOTH	2		23/02/2015	18/03/2015				
	MACHAR COLONY	3		14/01/2015	16/03/2015				
PAK Total					57		03/01/2015	11/08/2015	
Grand Total					65		03/01/2015	11/08/2015	



**Wild polio cases by country and date of onset of paralysis in EMR, 2014-2015**

Year	COUNTRY	Count	First Case	Last Case
2014	PAK	306	03/01/2014	26/12/2014
	AFG	28	14/01/2014	04/12/2014
	SOM	5	11/05/2014	11/08/2014
	IRQ	2	10/02/2014	07/04/2014
	SYR	1	21/01/2014	21/01/2014
2014 Total		342	03/01/2014	26/12/2014
2015	AFG	8	21/01/2015	01/08/2015
	PAK	29	03/01/2015	30/06/2015
2015 Total		37	03/01/2015	01/08/2015

Last reported wild Polio P3 from Pakistan with date of onset 18/04/2012



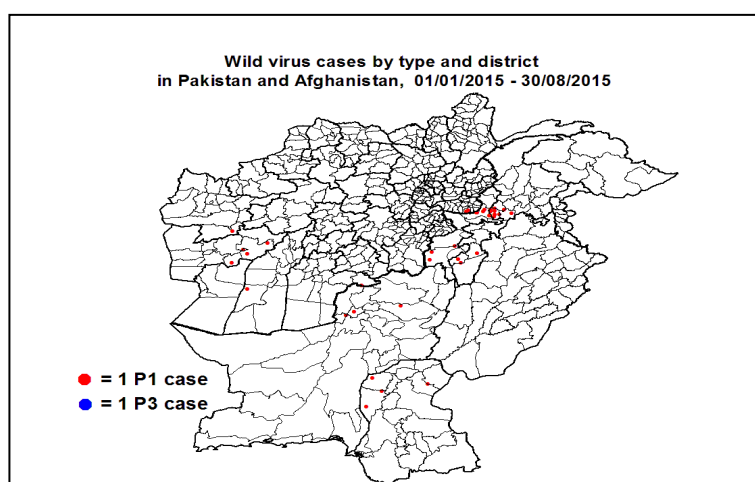
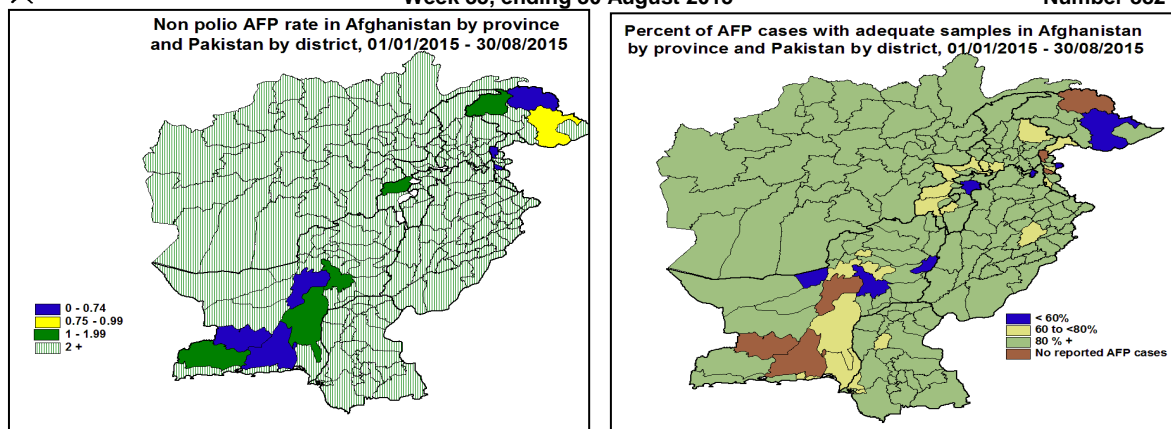
## World Health Organization – Regional Office for Eastern Mediterranean

## AFP SURVEILLANCE

Week 35, ending 30 August 2015

31-Aug-15

Number 882


**Wild Polio cases by district and date of onset of paralysis, Afghanistan 2015**

PROVINCE	DISTRICT	Count	First case	Last case
NANGARHAR	ACHIN	2	17/07/2015	01/08/2015
HIRAT	SHINDAND	1	27/06/2015	27/06/2015
FARAH	BALABULUK	1	07/06/2015	07/06/2015
	GULESTAN	2	23/04/2015	05/05/2015
	BAKWA	1	21/04/2015	21/04/2015
HILMAND	REG	1	21/01/2015	21/01/2015
Grand Total		8	21/01/2015	01/08/2015

**Wild Polio cases by district and date of onset of paralysis, Pakistan 2015**

PROVINCE	DISTRICT	Count	First case	Last case
KHYBER PAKHTOON	PESHAWAR	8	17/01/2015	30/06/2015
	CHARSADA	1	20/04/2015	20/04/2015
	TANK	2	03/01/2015	25/01/2015
	LAKKIMRWT	1	07/01/2015	07/01/2015
	NOWSHERA	1	05/01/2015	05/01/2015
BALOCHISTAN	QUETTA	2	20/02/2015	06/06/2015
	LORALAI	1	09/02/2015	09/02/2015
	KABDULAH	1	03/02/2015	03/02/2015
FATA	WAZIR-S	2	07/01/2015	24/05/2015
	WAZIR-N	1	06/05/2015	06/05/2015
	KHYBER	5	05/01/2015	24/02/2015
SINDH	DADU	2	10/02/2015	19/02/2015
	SUKKUR	1	13/02/2015	13/02/2015
	KAMBAR	1	04/01/2015	04/01/2015
Grand Total		29	03/01/2015	30/06/2015



**Circulating VDPV cases and date of onset of paralysis in EMR countries by districts  
2014 - 2015**

Year	COUNTRY	PROVINCE	DISTRICT	cVDPV2				
				Count	First Case	Last Case		
2014	PAK	SINDH	KHIGADAP	1	13/12/2014	13/12/2014		
			FATA	KHYBER	3	27/05/2014	15/11/2014	
				FR BANNU	8	24/01/2014	27/05/2014	
		WAZIR-N		7	03/01/2014	12/04/2014		
		KHYBER PAKHTOON	PESHAWAR	1	01/08/2014	01/08/2014		
			LAKKIMRWT	1	08/05/2014	08/05/2014		
			BANNU	1	03/05/2014	03/05/2014		
		PAK Total				22	03/01/2014	13/12/2014
		2014 Total				22	03/01/2014	13/12/2014

In 2014, 1 AFP case in Pakistan was identified as VDPV by contact  
 In 2014, 1 AFP case in Pakistan from Khyber district, FATA province with date of onset 27/05/2014 was identified as WPV1 & cVDPV2.  
 The case is classified as wild and reflected in page-2- table (3), pages 6 & 7 of the polio fax. Accordingly final number of cVDPV cases in Pakistan for 2014 is (22)