



AFP SURVEILLANCE

17-Aug-15

Week 33, ending 16 August 2015

Number 880

Table 1: Acute Flaccid Paralysis (AFP) cases by week of onset

Country	Reported AFP cases by week of onset - Week (33/15) / Ending on : 16/08/15														
	Total AFP 2013	Total AFP 2014	Total AFP to date, 2015	W 22 31 May 15	W 23 7 June 15	W 24 14 June 15	W 25 21 June 15	W 26 28 June 15	W 27 05 July 15	W 28 12 July 15	W 29 19 July 15	W 30 26 July 15	W 31 02 Aug 15	W 32 09 Aug 15	W 33 16 Aug 15
Afghanistan	1897	2421	1689	38	69	46	49	58	49	40	33	57	37	34	5
Bahrain	12	16	5	0	0	0	0	1	0	0	0	1	0	0	
Djibouti	7	3	3	0	0	0	0	0	0	0	0	0	0	0	
Egypt	1007	1000	666	17	32	23	23	13	22	15	9	23	17	18	2
Iran	708	753	443	12	12	7	17	13	12	12	15	13	8	2	0
Iraq	444	590	289	11	10	8	8	6	4	6	5	5	11	5	
Jordan ****	35	62	53	2	1	0	5	0	1	0	0	0	3	1	
Kuwait	39	32	20	2	0	2	0	0	1	0					
Lebanon ****	33	50	58	2	3	3	4	1	0	1	1	3	2	0	
Libya	58	43	35	2	0	2	1	0	0	1	0	0	1		
Morocco	106	103	50	1	2	0	1	0	2	0	1	2	1	0	
Oman	20	34	25	0	1	3	4	1	1	0	0	0	1	0	
Pakistan	4790	5369	2948	97	111	104	102	87	85	89	59	77	50	4	
Palestine ****	38	21	16	1	0	0	0	0	1	0	0	0	0	0	0
Qatar	8	7	7	0	0	0	1	0	0	0	0	0	0	0	0
Saudi Arabia	220	227	139	4	6	2	5	2	3	2	1	3	3	1	0
Somalia	546	420	190	4	6	3	7	2	2	1	5	4	2	1	
Sudan	410	442	253	14	7	5	3	6	7	8	6	12	7	2	0
Syria ****	180	306	143	5	6	2	3	4	8	1	2	4	4	1	
Tunisia	43	44	30	0	0	2	2	2	2	0	1	0	0	0	
U.A.E	31	25	18	0	0	2	1	0	0	1	0	1	0	0	0
Yemen	614	578	247	3	9	8	5	5	4	7	3	5	9	6	0
<b>Total EMR</b>	<b>11540</b>	<b>12546</b>	<b>7327</b>	<b>215</b>	<b>275</b>	<b>222</b>	<b>241</b>	<b>201</b>	<b>204</b>	<b>184</b>	<b>141</b>	<b>210</b>	<b>156</b>	<b>75</b>	<b>7</b>

No data = No report received

Totals of the year 2013 include South Sudan that has now moved to the African Region starting October 2013

Table 2: Confirmed polio cases by month of onset

Country	Total year 2013	Total year 2014	16/08		Confirmed polio cases by month of onset											
			2014	2015	September 2014	October 2014	November 2014	December 2014	January 2015	February 2015	March 2015	April 2015	May 2015	June 2015	July 2015	August 2015
Afghanistan	14	28	8	7	7	7	4	1	1	0	0	2	1	2	1	
Bahrain	0	0	0	0	0	0	0	0	0	0	0	0	0	0	0	
Djibouti	0	0	0	0	0	0	0	0	0	0	0	0	0	0	0	
Egypt	0	0	0	0	0	0	0	0	0	0	0	0	0	0	0	
Iran	0	0	0	0	0	0	0	0	0	0	0	0	0	0	0	
Iraq	0	2	2	0	0	0	0	0	0	0	0	0	0	0	0	
Jordan ****	0	0	0	0	0	0	0	0	0	0	0	0	0	0	0	
Kuwait	0	0	0	0	0	0	0	0	0	0	0	0	0	0	0	
Lebanon ****	0	0	0	0	0	0	0	0	0	0	0	0	0	0	0	
Libya	0	0	0	0	0	0	0	0	0	0	0	0	0	0	0	
Morocco	0	0	0	0	0	0	0	0	0	0	0	0	0	0	0	
Oman	0	0	0	0	0	0	0	0	0	0	0	0	0	0	0	
Pakistan	93	306	145	29	49	30	43	14	10	10	2	1	2	4		
Palestine ****	0	0	0	0	0	0	0	0	0	0	0	0	0	0	0	
Qatar	0	0	0	0	0	0	0	0	0	0	0	0	0	0	0	
Saudi Arabia	0	0	0	0	0	0	0	0	0	0	0	0	0	0	0	
Somalia	194	5	5	0	0	0	0	0	0	0	0	0	0	0	0	
Sudan	0	0	0	0	0	0	0	0	0	0	0	0	0	0	0	
Syria ****	35	1	1	0	0	0	0	0	0	0	0	0	0	0	0	
Tunisia	0	0	0	0	0	0	0	0	0	0	0	0	0	0	0	
U.A.E	0	0	0	0	0	0	0	0	0	0	0	0	0	0	0	
Yemen	0	0	0	0	0	0	0	0	0	0	0	0	0	0	0	
<b>Total EMR</b>	<b>336</b>	<b>342</b>	<b>161</b>	<b>36</b>	<b>56</b>	<b>37</b>	<b>47</b>	<b>15</b>	<b>11</b>	<b>10</b>	<b>2</b>	<b>3</b>	<b>3</b>	<b>6</b>	<b>1</b>	<b>0</b>

\*\*\*\* UNRWA cases are included with those of country of residence



## World Health Organization – Regional Office for Eastern Mediterranean

## AFP SURVEILLANCE

17-Aug-15

Week 33, ending 16 August 2015

Number 880

Table 3: Investigation of AFP cases with paralysis onset in 2014 &amp; 2015 up to Week (33/15) / Ending on : 16/08/2015)

COUNTRY	2014												2015												Latest line List Date
	AFP									Specimen	Wild cases ****		AFP									Specimen	Wild cases ****		
	Total AFP cases onset 2014	Case classification					Non polio AFP rate **	AFP cases pending classification > 90 days from onset of paralysis	AFP cases pending classification and lab > 90 days from onset of paralysis	% with *** adequate specimens	Wild P1 Poliovirus	Wild P3 Poliovirus	Total AFP cases onset 2015	Case classification					Annualized Non polio AFP rate **	AFP cases pending classification > 90 days from onset of paralysis	AFP cases pending classification and lab > 90 days from onset of paralysis	% with *** adequate specimens	Wild P1 Poliovirus	Wild P3 Poliovirus	
		Total Confirmed Polio Cases *	Polio Compatible	Pending Classification	Discarded (non polio AFP)	VDPV								Total Confirmed Polio Cases *	Polio Compatible	Pending Classification	Discarded (non polio AFP)	VDPV							
Afghanistan	2421	28	6	0	2387	0	12.7	0	0	92.4	28	0	1689	7	1	147	1534	0	13.7	5	1	95.1	7	0	16/08/2015
Bahrain	16	0	0	0	16	0	5.9	0	0	100.0	0	0	5	0	0	2	3	0	3.0	0	0	80.0	0	0	09/08/2015
Djibouti	3	0	0	1	2	0	1.0	1	0	66.7	0	0	3	0	0	3	0	0	1.6	3	2	66.7	0	0	05/08/2015
Egypt	1000	0	0	0	999	1	2.9	0	0	93.4	0	0	666	0	0	108	558	0	3.0	1	0	89.6	0	0	13/08/2015
Iran	753	0	0	0	751	2	4.2	0	0	96.0	0	0	443	0	0	11	432	0	3.9	0	0	96.8	0	0	16/08/2015
Iraq	590	2	1	0	587	0	4.0	0	0	88.6	2	0	289	0	0	28	261	0	3.2	2	0	86.9	0	0	13/08/2015
Jordan	62	0	0	0	62	0	2.5	0	0	96.8	0	0	53	0	0	14	39	0	3.0	0	0	90.6	0	0	13/08/2015
Kuwait	32	0	0	0	32	0	3.8	0	0	93.8	0	0	20	0	0	1	19	0	3.7	0	0	95.0	0	0	16/07/2015
Lebanon	50	0	0	0	50	0	2.6	0	0	70.0	0	0	58	0	0	14	44	0	4.3	1	0	86.2	0	0	15/08/2015
Libya	43	0	0	0	43	0	2.1	0	0	95.3	0	0	35	0	0	6	29	0	2.7	3	0	88.6	0	0	08/08/2015
Morocco	103	0	0	0	103	0	1.0	0	0	70.9	0	0	50	0	0	21	29	0	0.8	11	1	54.0	0	0	12/08/2015
Oman	34	0	0	0	34	0	4.3	0	0	97.1	0	0	25	0	0	1	24	0	4.6	0	0	92.0	0	0	10/08/2015
Pakistan	5369	306	45	0	4992	27	6.5	0	0	87.9	306	0	2948	29	0	304	2613	2	6.0	115	4	88.7	29	0	15/08/2015
Palestine	21	0	0	0	21	0	1.2	0	0	90.5	0	0	16	0	0	1	15	0	1.5	0	0	87.5	0	0	16/08/2015
Qatar	7	0	0	0	7	0	2.3	0	0	100.0	0	0	7	0	0	2	5	0	3.8	1	0	71.4	0	0	16/08/2015
Saudi Arabia	227	0	0	0	227	0	2.5	0	0	97.8	0	0	139	0	0	29	110	0	2.4	0	0	99.3	0	0	16/08/2015
Somalia	420	5	4	0	411	0	7.4	0	0	96.7	5	0	190	0	1	8	181	0	5.3	1	1	98.4	0	0	12/08/2015
Sudan	442	0	0	0	442	0	2.7	0	0	97.3	0	0	253	0	0	16	237	0	2.4	0	0	97.6	0	0	16/08/2015
Syria	306	1	2	0	303	0	4.0	0	0	84.3	1	0	143	0	0	10	133	0	2.9	0	0	90.9	0	0	13/08/2015
Tunisia	44	0	0	0	44	0	1.7	0	0	81.8	0	0	30	0	0	7	23	0	1.8	2	1	86.7	0	0	14/08/2015
U.A.E	25	0	0	0	25	0	2.4	0	0	92.0	0	0	18	0	0	2	16	0	2.7	0	0	83.3	0	0	16/08/2015
Yemen	578	0	0	0	578	0	4.8	0	0	95.0	0	0	247	0	0	108	139	0	3.0	37	28	92.3	0	0	16/08/2015
EMR	12546	342	58	1	12116	30	5.1	1	0	90.7	342	0	7327	36	2	843	6444	2	4.8	182	38	91.4	36	0	
2013	11540	336	55	2	11091	56	4.6	2	0	90.1	336	0													

\* Confirmed polio cases refer to wild isolation from AFP cases or from contacts of negative index AFP cases

\*\* Non-polio AFP per 100,000 children &lt;15 years

Totals of the year 2013 include South Sudan that has now moved to the African Region starting October 2013

\*\*\* Adequate here refers to two stool specimens collected at least 24 hours apart, within 14 days of paralysis onset

\*\*\*\* AFP cases co infected with P1 and P3 are counted separately as wild isolates



## World Health Organization – Regional Office for Eastern Mediterranean

## AFP SURVEILLANCE

Week 33, ending 16 August 2015

17-Aug-15

Number 880

Table 4: Investigation of contacts of AFP cases with paralysis onset in 2015 up to Week (33/15) / Ending on : (16/08/2015)

Country	No. of AFP cases	No. of eligible AFP cases for contact sampling*	% of eligible AFP cases with contact samplings	% of eligible AFP cases with 3+ contacts	Total number of Contacts**	% of contacts under 5 years	% of contacts with specimens collected within 7 days of notification of index	% Contact specimens in lab within 3 days of collection	% Contact specimens positive for NPEV	% Contact specimens positive for Sabin like virus	No. of contacts positive for wild virus	% of wild polio virus isolation from contacts	No. of Contacts positive for VDPVs	No. of -ve index AFP cases identified positive by contact	No. of district identified infected from contacts
Afghanistan	1689	82	81.7	80.5	637	97.2	67.2	19.0	27.0	4.9	3	0.5		2	2
Bahrain	5	1	0.0	0.0	0						0			0	0
Djibouti	3	1	0.0	0.0	0						0			0	0
Egypt	666	75	57.3	56.0	244	82.8	57.8	97.7	11.0	4.1	0	0.0		0	0
Iran	443	14	78.6	71.4	61	83.6	32.8	65.6	0.0	1.6	0	0.0		0	0
Iraq	289	38	63.2	42.1	282	67.0	17.4	85.4	10.7	6.5	0	0.0		0	0
Jordan	53	5	20.0	0.0	15	73.3	93.3	93.3	0.0	0.0	0	0.0		0	0
Kuwait	20	1	100.0	0.0	38	60.5	81.6	100.0	2.7	5.4	0	0.0		0	0
Lebanon	58	8	25.0	25.0	84	31.0	75.0	1.2	7.1	3.6	0	0.0		0	0
Libya	35	4	0.0	0.0	0						0			0	0
Morocco	50	23	34.8	26.1	29	10.3	34.5	50.0	10.0	0.0	0	0.0		0	0
Oman	25	2	0.0	0.0	0						0			0	0
Pakistan	2948	332	79.5	73.2	903	83.2	54.0	66.3	27.1	5.6	2	0.2		2	0
Palestine	16	2	0.0	0.0	0						0			0	0
Qatar	7	2	0.0	0.0	0						0			0	0
Saudi Arabia	139	1	100.0	100.0	6	83.3	0.0				0			0	0
Somalia	190	3	100.0	66.7	548	95.1	92.9	27.0	9.1	5.5	0	0.0		0	0
Sudan	253	6	100.0	100.0	90	77.8	63.3	45.9	13.1	0.0	0	0.0		0	0
Syria	143	13	61.5	46.2	292	26.4	85.6	48.6	5.0	4.3	0	0.0		0	0
Tunisia	30	4	25.0	0.0	6	16.7	66.7	80.0	0.0	0.0	0	0.0		0	0
U.A.E.	18	3	66.7	0.0	3	66.7	0.0	0.0	0.0	0.0	0	0.0		0	0
Yemen	247	19	68.4	63.2	599	55.8	84.8	2.9	16.0	1.4	0	0.0		0	0
<b>Grand Total 2015</b>	<b>7327</b>	<b>639</b>	<b>71.2</b>	<b>64.5</b>	<b>3837</b>	<b>75.2</b>	<b>67.0</b>	<b>45.8</b>	<b>17.4</b>	<b>4.6</b>	<b>5</b>	<b>0.1</b>		<b>4</b>	<b>2</b>
<b>Grand Total 2014</b>	<b>12546</b>	<b>1182</b>	<b>74.8</b>	<b>68.2</b>	<b>7270</b>	<b>77.1</b>	<b>72.4</b>	<b>40.6</b>	<b>17.1</b>	<b>4.3</b>	<b>19</b>	<b>0.3</b>	<b>4</b>	<b>8</b>	<b>2</b>

\* Eligible refers to AFP cases with inadequate stool specimens

Totals of the year 2013 include South Sudan that has now moved to the African Region starting October 2013

\*\* Total number of contacts from eligible AFP cases and from other AFP cases as per with country criteria for contact sampling

## Last wild contacts in EMRO, 01/01/2014 - 16/08/2015

Year	Country	Count of wild contacts	Date of Most Recent stool collection
2014	Pakistan	14	21/01/2015
	Afghanistan	4	13/11/2014
	IRQ	1	26/02/2014
<b>2014 Total</b>		<b>19</b>	<b>21/01/2015</b>
2015	Pakistan	2	27/07/2015
	Afghanistan	3	28/05/2015
<b>2015 Total</b>		<b>5</b>	<b>27/07/2015</b>

## Number and distribution by district of -ve index AFP cases identified as wild positive by contact in EMR, 2014 -2015

Year	COUNTRY	PROVINCE	DISTRICT	Count	First case	Last case
2015	AFG	FARAH	GULESTAN	1	23/04/2015	23/04/2015
			BAKWA	1	21/04/2015	21/04/2015
	<b>AFG Total</b>			<b>2</b>	<b>21/04/2015</b>	<b>23/04/2015</b>
	PAK	KHYBER PAKHTOON	PESHAWAR	1	08/06/2015	08/06/2015
			TANK	1	25/01/2015	25/01/2015
	<b>PAK Total</b>			<b>2</b>	<b>25/01/2015</b>	<b>08/06/2015</b>
<b>2015 Total</b>				<b>4</b>	<b>25/01/2015</b>	<b>08/06/2015</b>



**Table 5: Laboratory investigation of AFP cases with paralysis onset in 2015 up to Week (33/15) / Ending on : (16/08/2015)**

Country	Polio laboratories  Sequencing performed by CDC and RIVM laboratories	AFP cases with specimens	Preliminary virus isolation results of AFP cases						Poliovirus intratypic differentiation results #										Indicators				Latest report Date				
			Referred for ITD		NPEV only	Negative	Pending		Type 1			Type 2			Type 3			Discordant pending sequence	NPEV by PCR	Non-EV	Pending ITD	% specimens positive for NPEV*		% AFP cases with culture results within 14 days	% AFP cases with ITD results within 7 days	% AFP cases with ITD results within 45 days of onset**	
			L20B+	L20B+NPEV			received < / = 14 days	received > 14 days ago	Wild	Sabin	VDPV	Wild	Sabin	VDPV	Wild	Sabin	VDPV										
Afghanistan	RRL Pakistan	1653	115	15	340	1093	90		5	66			34			69		1	2				20%	96%	97%	99%	13/08/2015
Bahrain	PNL Oman	4				4																	0%	100%		100%	10/08/2015
Djibouti	NPL Kenya	3					3																				05/08/2015
Egypt***	RRL Egypt	655	32	2	80	446	38	57		15			11			11			2	8	1	11%	100%	100%	99%	16/08/2015	
Iran	NPL Iran	455	7		4	431	13			4					2			2				1%	99%	100%	98%	15/08/2015	
Iraq	RRL Egypt	290	12		31	225	19	3		3			2			4			1			11%	100%	100%	78%	13/08/2015	
Jordan	RRL Tunisia	54			3	49	2															7%	100%			16/08/2015	
Kuwait	RRL Kuwait	20				18		2														1%	100%		100%	16/07/2015	
Lebanon	RRL Egypt	64	1		1	53	3	6												1		5%	98%	100%	90%	16/08/2015	
Libya	RRL Tunisia	35				33	2															0%	100%		85%	14/08/2015	
Morocco	RRL Tunisia	41			4	30	3	4														9%	100%		91%	07/08/2015	
Oman	NPL Oman	24			4	19		1														18%	100%		100%	10/08/2015	
Pakistan	RRL Pakistan	3069	179	29	669	2029	162	2	27	71			69	2		77			5			21%	98%	99%	97%	13/08/2015	
Palestine & UNRWA		16				16																0%	0%		100%	09/08/2015	
Qatar	NPL Oman	8			1	6	1															14%	100%		100%	10/08/2015	
Saudi Arabia	NPL Oman	144	3		7	123	2	6		3			3			4			3			5%	100%	100%	73%	09/08/2015	
Somalia	NPL Kenya	190	11	4	25	142	3	5		9			6			11						16%	16%		97%	12/08/2015	
Sudan	RRL Egypt	251	3		21	214	13			1			1			1		1				9%	100%	100%	100%	16/08/2015	
Syria	RRL Egypt	148	6		9	125	1	7		1			4			4						5%	99%	100%	43%	09/08/2014	
Tunisia	RRL Tunisia	32				31	1															0%	100%		97%	14/08/2015	
U.A.E	NPL Oman	16	1		2	13				1												6%	100%	100%	81%	10/08/2015	
Yemen	RRL Egypt	120	1		22	97				1			1									15%	99%	100%	85%	16/08/2015	
<b>Total EMR 2015</b>		<b>7292</b>	<b>371</b>	<b>50</b>	<b>1223</b>	<b>5197</b>	<b>353</b>	<b>96</b>	<b>32</b>	<b>175</b>	<b>1</b>	<b>131</b>	<b>2</b>	<b>183</b>	<b>4</b>	<b>14</b>	<b>9</b>	<b>1</b>	<b>16%</b>	<b>96%</b>	<b>99%</b>	<b>97%</b>					
<b>Total EMR 2014</b>		<b>12291</b>	<b>954</b>	<b>93</b>	<b>2203</b>	<b>9039</b>			<b>334</b>	<b>339</b>	<b>1</b>	<b>169</b>	<b>26</b>	<b>344</b>	<b>3</b>	<b>18</b>	<b>3</b>		<b>16%</b>	<b>94%</b>	<b>95%</b>	<b>97%</b>					

\* Specimens from all sources including non-AFP cases, excluding environmental samples

\*\* This indicator reflects surveillance and laboratory activities



Environmental surveillance initiated in **Egypt** in September 2000 showed the following:

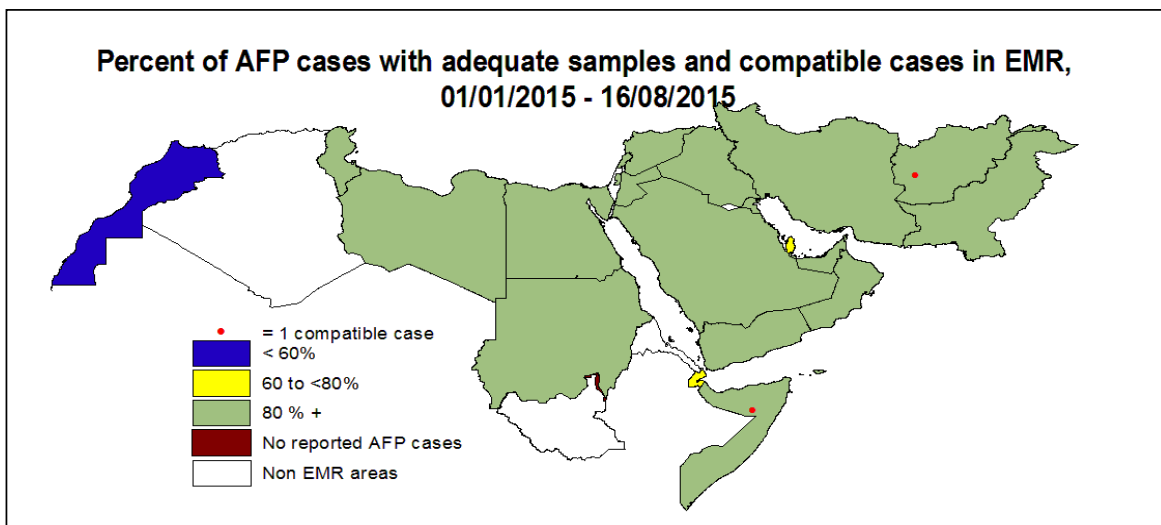

Result	2010	2011	2012	2013	2014	2015
Negative	183	178	196	304	410	240
Pending						15
Wild			2			
VDPVP2			7	3	2	2
VDPVP1			1		1	
Total	183	178	206	307	413	257

YEAR		Province	Site	Count	First date	Last Date
2014	VDPVP2	GIZA	AL HARAM	1	30/09/2014	30/09/2014
			AL WASLA	1	04/03/2014	04/03/2014
	VDPVP2 Total			2	04/03/2014	30/09/2014
	VDPVP1	QALUBIA	BENHA	1	20/04/2014	20/04/2014
VDPVP1 Total			1	20/04/2014	20/04/2014	
2015	VDPVP2	GIZA	AL WASLA	1	04/02/2015	04/02/2015
			HURGADA	1	26/05/2015	26/05/2015
	VDPVP2 Total			2	04/02/2015	26/05/2015

Environmental surveillance initiated in **Pakistan** in 2009 and **Afghanistan** in 2014 showed the following:

COUNTRY1	Status	2009	2010	2011	2012	2013	2014	2015
AFG	Negative						9	78
	Pending							8
	Wild						17	8
AFG Total							9	95
PAK	Negative	27	77	68	150	256	236	197
	Pending						1	25
	Wild	18	79	136	89	64	125	42
	Wild & VDPV2					2	6	3
PAK Total		45	156	204	239	322	372	275

Year	COUNTR	Status	SITIDIST	SITENAME	Count	Wild	First date	Last date	
2015	AFG	Wild	HILMAND	BOLAN BRIDGE	2		25/01/2015	20/04/2015	
				RADIO MAHALLIE	2		22/02/2015	22/03/2015	
				ZARAT BAGH	1		24/01/2015	24/01/2015	
			NANGARHAR	RADOR BRIDGE	1		22/02/2015	22/02/2015	
				KANDAHAR	KHANDAK	1		04/01/2015	04/01/2015
					RAROBAT	1		26/01/2015	26/01/2015
				AFG Total					8
	PAK	Wild	QUETTA	JAM-E-SALFIA	1		12/01/2015	12/01/2015	
				JATAK KILLI & TAKHTHANI BY PASS	3		28/01/2015	28/07/2015	
			MILTAN	SUR PUL	3		20/01/2015	22/07/2015	
				KOTLA ABDUL FATAH	1		28/07/2015	28/07/2015	
			KHI.GADAP TOWN	SURAJ MIANI	1		08/04/2015	08/04/2015	
				BALDIA COMPOSITE	2		06/01/2015	04/02/2015	
			LAHORE	COMPOSITE SAMPLE	3		20/01/2015	06/07/2015	
				MULTAN ROAD STATION	2		19/02/2015	19/06/2015	
			KABDULLAH	OUTFALL STATION	1		12/01/2015	12/01/2015	
				ARMY KAZIBA	2		01/03/2015	01/06/2015	
			PESHAWAR	HADI PACKET	1		15/01/2015	15/01/2015	
				LARA MA	2		03/01/2015	24/01/2015	
			JACOBABAD	SHAHEEN TOWN	4		10/01/2015	11/05/2015	
				SADDAR PUMPING STATION	4		08/01/2015	05/05/2015	
			DIKHAN	MODC DRAIN	1		04/03/2015	04/03/2015	
				ZAFAR ABAD DRAIN	1		05/05/2015	05/05/2015	
			KHI.GULSHAN-E-IQBAL TOWN	CHAKORA NULLA	2		13/01/2015	05/05/2015	
				RASHID MINHAS RD LAY	1		02/03/2015	02/03/2015	
			RAWALPINDI	DHOKE DALLAL	1		10/03/2015	10/03/2015	
				MAKKA PUMPING STATION	2		06/01/2015	04/02/2015	
			SUKKUR	MIANI PUMPING STATION	2		05/02/2015	05/03/2015	
				TULSIDAS PUMPING STATION	1		03/02/2015	03/02/2015	
HYDERABAD	SABZI MANDI	1		12/01/2015	12/01/2015				
	JATAK KILLI & TAKHTHANI BY PASS	1		28/03/2015	28/03/2015				
Wild & VDPV2	PESHAWAR	LARA MA	1		26/02/2015	26/02/2015			
		SOHRAB GOTH	1		22/01/2015	22/01/2015			
VDPV2	KHI.GULSHAN-E-IQBAL TOWN	RASHID MINHAS RD LAY	2		08/06/2015	07/07/2015			
		OUTFALL STATION	1		13/04/2015	13/04/2015			
		COMPOSITE SAMPLE	3		14/01/2015	16/03/2015			
KHI.GADAP TOWN	SOHRAB GOTH		2		23/02/2015	18/03/2015			
PAK Total					53		03/01/2015	28/07/2015	
Grand Total					61		03/01/2015	28/07/2015	



**Wild polio cases by country and date of onset of paralysis in EMR, 2014-2015**

Year	COUNTRY	Count	First Case	Last Case
2014	PAK	306	03/01/2014	26/12/2014
	AFG	28	14/01/2014	04/12/2014
	SOM	5	11/05/2014	11/08/2014
	IRQ	2	10/02/2014	07/04/2014
	SYR	1	21/01/2014	21/01/2014
<b>2014 Total</b>		<b>342</b>	<b>03/01/2014</b>	<b>26/12/2014</b>
2015	AFG	7	21/01/2015	17/07/2015
	PAK	29	03/01/2015	30/06/2015
<b>2015 Total</b>		<b>36</b>	<b>03/01/2015</b>	<b>17/07/2015</b>

Last reported wild Polio P3 from Pakistan with date of onset 18/04/2012



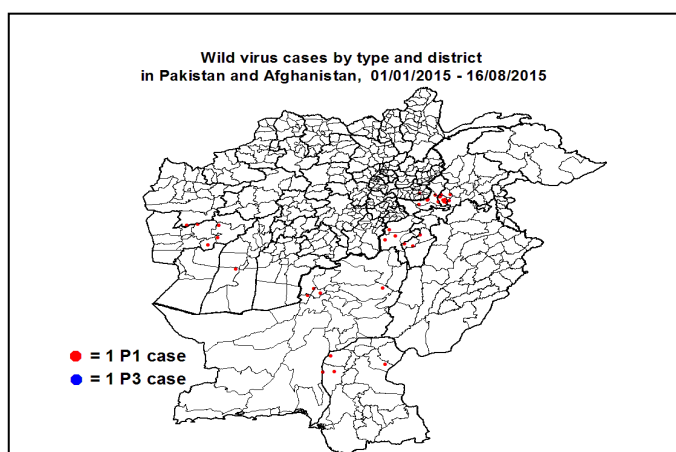
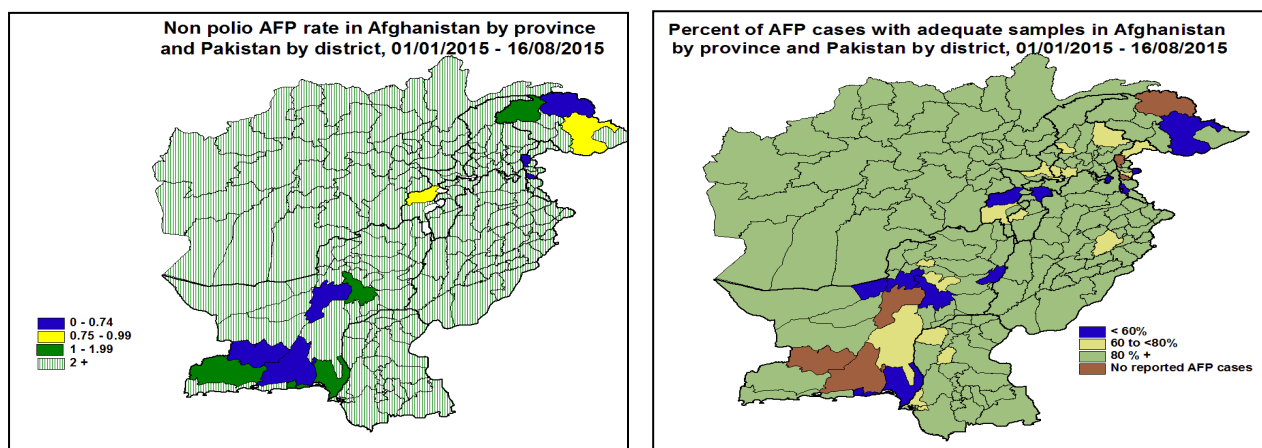
## World Health Organization – Regional Office for Eastern Mediterranean

## AFP SURVEILLANCE

Week 33, ending 16 August 2015

17-Aug-15

Number 880



### Wild Polio cases by district and date of onset of paralysis, Afghanistan 2015

PROVINCE	DISTRICT	Count	First case	Last case
NANGARHAR	ACHIN	1	17/07/2015	17/07/2015
HIRAT	SHINDAND	1	27/06/2015	27/06/2015
FARAH	BALABULUK	1	07/06/2015	07/06/2015
	GULESTAN	2	23/04/2015	05/05/2015
	BAKWA	1	21/04/2015	21/04/2015
HILMAND	REG	1	21/01/2015	21/01/2015
Grand Total		7	21/01/2015	17/07/2015

### Wild Polio cases by district and date of onset of paralysis, Pakistan 2015

COUNTRY	PROVINCE	DISTRICT	Count	First case	Last case
PAK	KHYBER PAKHTOON	PESHAWAR	8	17/01/2015	30/06/2015
		CHARSADA	1	20/04/2015	20/04/2015
		TANK	2	03/01/2015	25/01/2015
		LAKKIMRWT	1	07/01/2015	07/01/2015
		NOWSHERA	1	05/01/2015	05/01/2015
		BALUCHISTAN	QUETTA	2	20/02/2015
	FATA	LORALAI	1	09/02/2015	09/02/2015
		KABDULAH	1	03/02/2015	03/02/2015
		WAZIR-S	2	07/01/2015	24/05/2015
	SINDH	WAZIR-N	1	06/05/2015	06/05/2015
		KHYBER	5	05/01/2015	24/02/2015
		DADU	2	10/02/2015	19/02/2015
		SUKKUR	1	13/02/2015	13/02/2015
		KAMBAR	1	04/01/2015	04/01/2015
	Grand Total			29	03/01/2015



**Circulating VDPV cases and date of onset of paralysis in EMR countries by districts  
2014 - 2015**

Year	COUNTRY	PROVINCE	DISTRICT	cVDPV2				
				Count	First Case	Last Case		
2014	PAK	SINDH	KHIGADAP	1	13/12/2014	13/12/2014		
			FATA	KHYBER	3	27/05/2014	15/11/2014	
				FR BANNU	8	24/01/2014	27/05/2014	
		WAZIR-N		7	03/01/2014	12/04/2014		
		KHYBER PAKHTOON	PESHAWAR	1	01/08/2014	01/08/2014		
			LAKKIMRWT	1	08/05/2014	08/05/2014		
			BANNU	1	03/05/2014	03/05/2014		
		PAK Total				22	03/01/2014	13/12/2014
		2014 Total				22	03/01/2014	13/12/2014

In 2014, 1 AFP case in Pakistan was identified as VDPV by contact  
 In 2014, 1 AFP case in Pakistan from Khyber district, FATA province with date of onset 27/05/2014 was identified as WPV1 & cVDPV2.  
 The case is classified as wild and reflected in page-2- table (3), pages 6 & 7 of the polio fax. Accordingly final number of cVDPV cases in Pakistan for 2014 is (22)