



AFP SURVEILLANCE

8-Jun-15

Week 23, ending 7 June 2015

Number 870

Table 1: Acute Flaccid Paralysis (AFP) cases by week of onset

Country	Reported AFP cases by week of onset - Week (23/15) / Ending on : 07/06/15														
	Total AFP 2013	Total AFP 2014	Total AFP to date, 2015	W 12 22 Mar 15	W 13 29 Mar 15	W 14 05 Apr 15	W 15 12 Apr 15	W 16 19 Apr 15	W 17 26 Apr 15	W 18 03 May 15	W 19 10 May 15	W 20 17 May 15	W 21 24 May 15	W 22 31 May 15	W 23 7 June 15
Afghanistan	1897	2421	1189	55	71	62	63	50	43	66	71	43	45	25	3
Bahrain	12	16	3	1	0	0	0	0	0	0	0	0	0	0	0
Djibouti	7	3	3	0	0	0	1	0	0	0	0	0	0	0	0
Egypt	1007	1000	470	34	29	21	19	22	26	30	21	28	31	14	4
Iran	708	753	315	9	12	8	7	19	10	17	19	17	16	0	0
Iraq	444	590	211	12	4	9	7	8	9	11	13	2	11	4	
Jordan ****	35	62	42	4	2	3	1	2	4	2	2	0	1	2	
Kuwait	39	32	15	3	0	0	1	2	1	0	0	1	0	0	0
Lebanon ****	33	50	40	4	1	2	2	2	1	2	1	3	3	2	
Libya	58	43	22	1	3	2	0	1	1	0	1				
Morocco	106	103	38	0	2	3	1	2	3	2	4	2	0	0	
Oman	20	34	14	1	0	0	1	1	1	0	0	3	0	0	0
Pakistan	4790	5369	1860	102	91	86	114	100	101	79	106	80	44	12	0
Palestine ****	38	21	15	0	1	0	0	0	1	1	0	0	0	1	0
Qatar	8	7	6	0	1	0	1	0	0	1	0	0	1	0	0
Saudi Arabia	220	227	104	7	8	4	4	6	7	8	2	5	0	0	
Somalia	546	420	135	2	4	8	4	6	5	7	7	2	3	2	
Sudan	410	442	177	6	13	10	6	5	12	12	7	10	8	2	0
Syria ****	180	306	104	3	7	1	7	9	6	8	2	6	3	2	
Tunisia	43	44	19	1	0	2	2	1	0	0	1	0	0	0	
U.A.E	31	25	12	0	2	0	0	1	0	0	1	0	0	0	
Yemen	614	578	181	4	13	1	2	4	3	6	7	10	6	2	1
<b>Total EMR</b>	<b>11540</b>	<b>12546</b>	<b>4975</b>	<b>249</b>	<b>264</b>	<b>222</b>	<b>243</b>	<b>241</b>	<b>234</b>	<b>252</b>	<b>265</b>	<b>212</b>	<b>172</b>	<b>68</b>	<b>8</b>

No data = No report received

Totals of the year 2013 include South Sudan that has now moved to the African Region starting October 2013

Table 2: Confirmed polio cases by month of onset

Country	Total year 2013	Total year 2014	07/06		Confirmed polio cases by month of onset											
			2014	2015	July 2014	August 2014	September 2014	October 2014	November 2014	December 2014	January 2015	February 2015	March 2015	April 2015	May 2015	June 2015
Afghanistan	14	28	7	3	0	1	7	7	4	1	1	0	0	1	1	
Bahrain	0	0	0	0	0	0	0	0	0	0	0	0	0	0	0	
Djibouti	0	0	0	0	0	0	0	0	0	0	0	0	0	0	0	
Egypt	0	0	0	0	0	0	0	0	0	0	0	0	0	0	0	
Iran	0	0	0	0	0	0	0	0	0	0	0	0	0	0	0	
Iraq	0	2	2	0	0	0	0	0	0	0	0	0	0	0	0	
Jordan ****	0	0	0	0	0	0	0	0	0	0	0	0	0	0	0	
Kuwait	0	0	0	0	0	0	0	0	0	0	0	0	0	0	0	
Lebanon ****	0	0	0	0	0	0	0	0	0	0	0	0	0	0	0	
Libya	0	0	0	0	0	0	0	0	0	0	0	0	0	0	0	
Morocco	0	0	0	0	0	0	0	0	0	0	0	0	0	0	0	
Oman	0	0	0	0	0	0	0	0	0	0	0	0	0	0	0	
Pakistan	93	306	85	24	30	40	49	30	43	14	10	10	2	1	1	
Palestine ****	0	0	0	0	0	0	0	0	0	0	0	0	0	0	0	
Qatar	0	0	0	0	0	0	0	0	0	0	0	0	0	0	0	
Saudi Arabia	0	0	0	0	0	0	0	0	0	0	0	0	0	0	0	
Somalia	194	5	4	0	0	1	0	0	0	0	0	0	0	0	0	
Sudan	0	0	0	0	0	0	0	0	0	0	0	0	0	0	0	
Syria ****	35	1	1	0	0	0	0	0	0	0	0	0	0	0	0	
Tunisia	0	0	0	0	0	0	0	0	0	0	0	0	0	0	0	
U.A.E	0	0	0	0	0	0	0	0	0	0	0	0	0	0	0	
Yemen	0	0	0	0	0	0	0	0	0	0	0	0	0	0	0	
<b>Total EMR</b>	<b>336</b>	<b>342</b>	<b>99</b>	<b>27</b>	<b>30</b>	<b>42</b>	<b>56</b>	<b>37</b>	<b>47</b>	<b>15</b>	<b>11</b>	<b>10</b>	<b>2</b>	<b>2</b>	<b>2</b>	

\*\*\*\* UNRWA cases are included with those of country of residence



## World Health Organization – Regional Office for Eastern Mediterranean

## AFP SURVEILLANCE

8-Jun-15

Week 23, ending 7 June 2015

Number 870

Table 3: Investigation of AFP cases with paralysis onset in 2014 &amp; 2015 up to Week (23/15) / Ending on : 07/06/2015)

COUNTRY	2014												2015												Latest line List Date
	AFP									Specimen	Wild cases ****		AFP									Specimen	Wild cases ****		
	Total AFP cases onset 2014	Case classification					Non polio AFP rate **	AFP cases pending classification > 90 days from onset of paralysis	AFP cases pending classification and lab > 90 days from onset of paralysis	% with *** adequate specimens	Wild P1 Poliovirus	Wild P3 Poliovirus	Total AFP cases onset 2015	Case classification					Annualized Non polio AFP rate **	AFP cases pending classification > 90 days from onset of paralysis	AFP cases pending classification and lab > 90 days from onset of paralysis	% with *** adequate specimens	Wild P1 Poliovirus	Wild P3 Poliovirus	
		Total Confirmed Polio Cases *	Polio Compatible	Pending Classification	Discarded (non polio AFP)	VDPV								Total Confirmed Polio Cases *	Polio Compatible	Pending Classification	Discarded (non polio AFP)	VDPV							
Afghanistan	2421	28	6	0	2387	0	12.7	0	0	92.4	28	0	1189	3	0	143	1043	0	13.9	10	1	95.2	3	0	07/06/2015
Bahrain	16	0	0	0	16	0	5.9	0	0	100.0	0	0	3	0	0	0	3	0	2.6	0	0	66.7	0	0	07/06/2015
Djibouti	3	0	0	1	2	0	1.0	1	0	66.7	0	0	3	0	0	3	0	0	2.3	1	0	66.7	0	0	07/06/2015
Egypt	1000	0	0	0	999	1	2.9	0	0	93.4	0	0	470	0	0	130	340	0	3.1	0	0	91.1	0	0	07/06/2015
Iran	753	0	0	0	751	2	4.2	0	0	96.0	0	0	315	0	0	11	304	0	4.0	0	0	96.5	0	0	07/06/2015
Iraq	590	2	1	0	587	0	4.0	0	0	88.6	2	0	211	0	0	32	179	0	3.4	3	0	86.7	0	0	04/06/2015
Jordan	62	0	0	0	62	0	2.5	0	0	96.8	0	0	42	0	0	23	19	0	3.4	0	0	85.7	0	0	04/06/2015
Kuwait	32	0	0	0	32	0	3.8	0	0	93.8	0	0	15	0	0	0	15	0	4.0	0	0	86.7	0	0	07/06/2015
Lebanon	50	0	0	0	50	0	2.6	0	0	70.0	0	0	40	0	0	17	23	0	4.3	0	0	92.5	0	0	05/06/2015
Libya	43	0	0	0	43	0	2.1	0	0	95.3	0	0	22	0	0	10	12	0	2.4	1	1	100.0	0	0	16/05/2015
Morocco	103	0	0	0	103	0	1.0	0	0	70.9	0	0	38	0	0	16	22	0	0.8	7	1	65.8	0	0	05/06/2015
Oman	34	0	0	0	34	0	4.3	0	0	97.1	0	0	14	0	0	1	13	0	3.5	0	0	92.9	0	0	07/06/2015
Pakistan	5369	306	43	16	4978	27	6.5	16	0	87.9	306	0	1860	24	0	251	1583	2	5.4	57	4	89.7	24	0	07/06/2015
Palestine	21	0	0	0	21	0	1.2	0	0	90.5	0	0	15	0	0	5	10	0	2.0	0	0	86.7	0	0	07/06/2015
Qatar	7	0	0	0	7	0	2.3	0	0	100.0	0	0	6	0	0	3	3	0	4.7	0	0	66.7	0	0	07/06/2015
Saudi Arabia	227	0	0	0	227	0	2.5	0	0	97.8	0	0	104	0	0	41	63	0	2.6	0	0	99.0	0	0	04/06/2015
Somalia	420	5	4	0	411	0	7.4	0	0	96.7	5	0	135	0	0	16	119	1	5.4	0	0	97.8	0	0	02/06/2015
Sudan	442	0	0	0	442	0	2.7	0	0	97.3	0	0	177	0	0	18	159	0	2.4	0	0	98.3	0	0	07/06/2015
Syria	306	1	2	0	303	0	4.0	0	0	84.3	1	0	104	0	0	21	83	0	3.1	4	0	88.5	0	0	06/06/2015
Tunisia	44	0	0	0	44	0	1.7	0	0	81.8	0	0	19	0	0	2	17	0	1.7	1	0	84.2	0	0	05/06/2015
U.A.E	25	0	0	0	25	0	2.4	0	0	92.0	0	0	12	0	0	1	11	0	2.5	0	0	91.7	0	0	31/05/2015
Yemen	578	0	0	0	578	0	4.8	0	0	95.0	0	0	181	0	0	61	120	0	3.2	0	0	95.6	0	0	07/06/2015
EMR	12546	342	56	17	12102	30	5.1	17	0	90.7	342	0	4975	27	0	805	4141	3	4.7	84	7	92.1	27	0	
2013	11540	336	55	2	11091	56	4.6	2	0	90.1	336	0													

\* Confirmed polio cases refer to wild isolation from AFP cases or from contacts of negative index AFP cases

\*\* Non-polio AFP per 100,000 children &lt;15 years

Totals of the year 2013 include South Sudan that has now moved to the African Region starting October 2013

\*\*\* Adequate here refers to two stool specimens collected at least 24 hours apart, within 14 days of paralysis onset

\*\*\*\* AFP cases co infected with P1 and P3 are counted separately as wild isolates



Table 4: Investigation of contacts of AFP cases with paralysis onset in 2015 up to Week (23/15) / Ending on : (07/06/2015)

Country	No. of AFP cases	No. of eligible AFP cases for contact sampling*	% of eligible AFP cases with contact samplings	% of eligible AFP cases with 3+ contacts	Total number of Contacts**	% of contacts under 5 years	% of contacts with specimens collected within 7 days of notification of index	% Contact specimens in lab within 3 days of collection	% Contact specimens positive for NPEV	% Contact specimens positive for Sabin like virus	No. of contacts positive for wild virus	% of wild polio virus isolation from contacts	No. of Contacts positive for VDPVs	No. of -ve index AFP cases identified positive by contact	No. of district identified infected from contacts
Afghanistan	1189	57	87.7	86.0	501	97.6	64.5	20.2	25.2	4.7	2	0.4		1	1
Bahrain	3	1	0.0	0.0	0						0			0	0
Djibouti	3	1	0.0	0.0	0						0			0	0
Egypt	470	46	69.6	67.4	166	81.9	54.2	96.9	7.7	3.1	0	0.0		0	0
Iran	315	11	100.0	90.9	61	83.6	32.8	65.6	0.0	1.6	0	0.0		0	0
Iraq	211	28	60.7	39.3	211	67.3	17.5	87.3	11.8	4.9	0	0.0		0	0
Jordan	42	6	0.0	0.0	18	77.8	0.0	94.4	5.6	0.0	0	0.0		0	0
Kuwait	15	2	50.0	0.0	20	60.0	80.0	100.0	5.3	5.3	0	0.0		0	0
Lebanon	40	3	66.7	66.7	60	26.7	71.7	2.9	2.9	2.9	0	0.0		0	0
Libya	22	0			0						0			0	0
Morocco	38	13	53.8	38.5	24	16.7	41.7	75.0	0.0	0.0	0	0.0		0	0
Oman	14	1	0.0	0.0	0						0			0	0
Pakistan	1860	192	78.6	72.4	585	83.4	44.3	65.5	22.7	8.6	1	0.2		1	0
Palestine	15	2	0.0	0.0	0						0			0	0
Qatar	6	2	0.0	0.0	0						0			0	0
Saudi Arabia	104	1	100.0	100.0	6	83.3	0.0				0			0	0
Somalia	135	3	100.0	66.7	390	95.1	59.0	14.7	6.4	7.4	0	0.0		0	0
Sudan	177	3	100.0	100.0	62	82.3	74.2	50.0	13.0	0.0	0	0.0		0	0
Syria	104	12	58.3	50.0	206	28.2	86.9	47.8	1.6	1.6	0	0.0		0	0
Tunisia	19	3	66.7	0.0	5	20.0	60.0	80.0	0.0	0.0	0	0.0		0	0
U.A.E.	12	1	100.0	0.0	1	100.0	0.0				0			0	0
Yemen	181	8	50.0	50.0	456	54.4	82.7	3.2	17.2	1.6	0	0.0		0	0
Grand Total 2015	4975	396	73.7	66.4	2772	75.3	58.9	42.8	15.3	4.9	3	0.1		2	1
Grand Total 2014	12546	1180	74.8	68.3	7160	77.1	66.1	38.1	17.3	4.4	19	0.3	4	8	2

\* Eligible refers to AFP cases with inadequate stool specimens

Totals of the year 2013 include South Sudan that has now moved to the African Region starting October 2013

\*\* Total number of contacts from eligible AFP cases and from other AFP cases as per with country criteria for contact sampling

Last wild contacts in EMRO, 01/01/2014 - 07/06/2015

Year	Country	Count of wild contacts	Date of Most Recent stool collection
2014	Pakistan	14	21/01/2015
	Afghanistan	4	13/11/2014
	IRQ	1	26/02/2014
<b>2014 Total</b>		<b>19</b>	<b>21/01/2015</b>
2015	Afghanistan	2	16/05/2015
	Pakistan	1	08/02/2015
<b>2015 Total</b>		<b>3</b>	<b>16/05/2015</b>

Number and distribution by district of -ve index AFP cases identified as wild positive by contact in EMR, 2014 -2015

Year	COUNTRY	PROVINCE	DISTRICT	Count	First case	Last case
2014	AFG	NANGARHAR	BEHSUD	1	21/10/2014	21/10/2014
		KANDAHAR	SPINBOLDAK	1	19/10/2014	19/10/2014
			KANDAHAR	1	02/09/2014	02/09/2014
	<b>AFG Total</b>			<b>3</b>	<b>02/09/2014</b>	<b>21/10/2014</b>
	PAK	BALUCHISTAN	QUETTA	1	30/08/2014	30/08/2014
		KHYBER PAKHTOON	NOWSHERA	1	21/12/2014	21/12/2014
			PESHAWAR	1	16/09/2014	16/09/2014
			BANNU	1	03/03/2014	03/03/2014
		FATA	WAZIR-S	1	18/12/2014	18/12/2014
	<b>PAK Total</b>			<b>5</b>	<b>03/03/2014</b>	<b>21/12/2014</b>
<b>2014 Total</b>				<b>8</b>	<b>03/03/2014</b>	<b>21/12/2014</b>
2015	AFG	FARAH	GULESTAN	1	23/04/2015	23/04/2015
	<b>AFG Total</b>			<b>1</b>	<b>23/04/2015</b>	<b>23/04/2015</b>
	PAK	KHYBER PAKHTOON	TANK	1	25/01/2015	25/01/2015
	<b>PAK Total</b>			<b>1</b>	<b>25/01/2015</b>	<b>25/01/2015</b>
<b>2015 Total</b>				<b>2</b>	<b>25/01/2015</b>	<b>23/04/2015</b>



**Table 5: Laboratory investigation of AFP cases with paralysis onset in 2015 up to Week (23/15) / Ending on : (07/06/2015)**

Country	Polio laboratories  Sequencing performed by CDC and RIVM laboratories	AFP cases with specimens	Preliminary virus isolation results of AFP cases						Poliovirus intratypic differentiation results #									Indicators				Latest report Date				
			Referred for ITD		NPEV only	Negative	Pending		Type 1			Type 2			Type 3			Discordant pending sequence	NPEV by PCR	Non-EV	Pending ITD		% specimens positive for NPEV*	% AFP cases with culture results within 14 days	% AFP cases with ITD results within 7 days	% AFP cases with ITD results within 45 days of onset**
			L20B+	L20B+NPEV			received < / = 14 days	received > 14 days ago	Wild	Sabin	VDPV	Wild	Sabin	VDPV	Wild	Sabin	VDPV									
Afghanistan	RRL Pakistan	1174	78	9	209	796	82		2	42			28			44		1			17%	100%	99%	100%	06/06/2015	
Bahrain	PNL Oman	3				3															0%	100%		100%	07/06/2015	
Djibouti	NPL Kenya	3					3																		31/05/2015	
Egypt***	RRL Egypt	449	25	1	57	314	27	25		15		10			11			3			10%	100%	100%	98%	07/06/2015	
Iran	NPL Iran	326	6		1	302	17			4					1				2		0%	100%	100%	98%	06/06/2015	
Iraq	RRL Egypt	211	9		18	167	15	2		3		2			4			1			10%	100%	100%	78%	04/06/2015	
Jordan	RRL Tunisia	42			2	39	1														8%	100%			07/06/2015	
Kuwait	RRL Kuwait																								04/06/2015	
Lebanon	RRL Egypt	30	1			29												1			1%	97%	100%	93%	07/06/2015	
Libya	RRL Tunisia	23				23															0%	100%		83%	05/06/2015	
Morocco	RRL Tunisia	30			2	27	1														7%	100%		97%	05/06/2015	
Oman	NPL Oman	14			2	11		1													21%	100%		100%	07/06/2015	
Pakistan	RRL Pakistan	2058	154	23	393	1286	199	4	23	60		56	2		64			4	1		19%	100%	99%	98%	06/06/2015	
Palestine & UNRWA		15				14	1														0%	0%		100%	07/06/2015	
Qatar	NPL Oman	5				4	1														0%	100%		100%	07/06/2015	
Saudi Arabia	NPL Oman	115	2		5	100	6	2										2			4%	100%	100%	50%	07/06/2015	
Somalia	NPL Kenya	135	9	4	15	94	3	10		4		1			7				3		16%	13%		100%	02/06/2015	
Sudan	RRL Egypt	163	3		13	133		14		1		1			1					1	10%	99%	100%	100%	31/05/2015	
Syria	RRL Egypt	68	4		3	52		9				1			2						4%	100%	100%	67%	16/04/2014	
Tunisia	RRL Tunisia	17				17															0%	100%		100%	05/06/2015	
U.A.E	NPL Oman	11	1		1	8	1			1											5%	100%	100%	80%	07/06/2015	
Yemen	RRL Egypt	120	1		22	97				1		1									15%	99%	100%	85%	07/06/2015	
<b>Total EMR 2015</b>		5012	293	37	743	3516	354	70	25	131		100	2		134			3	8	4	4	14%	97%	99%	98%	
<b>Total EMR 2014</b>		12291	954	93	2202	9038	1	1	334	339	1	169	26		344			3	18	3		16%	94%	95%	97%	

\* Specimens from all sources including non-AFP cases, excluding environmental samples

\*\* This indicator reflects surveillance and laboratory activities



Environmental surveillance initiated in **Egypt** in September 2000 showed the following:

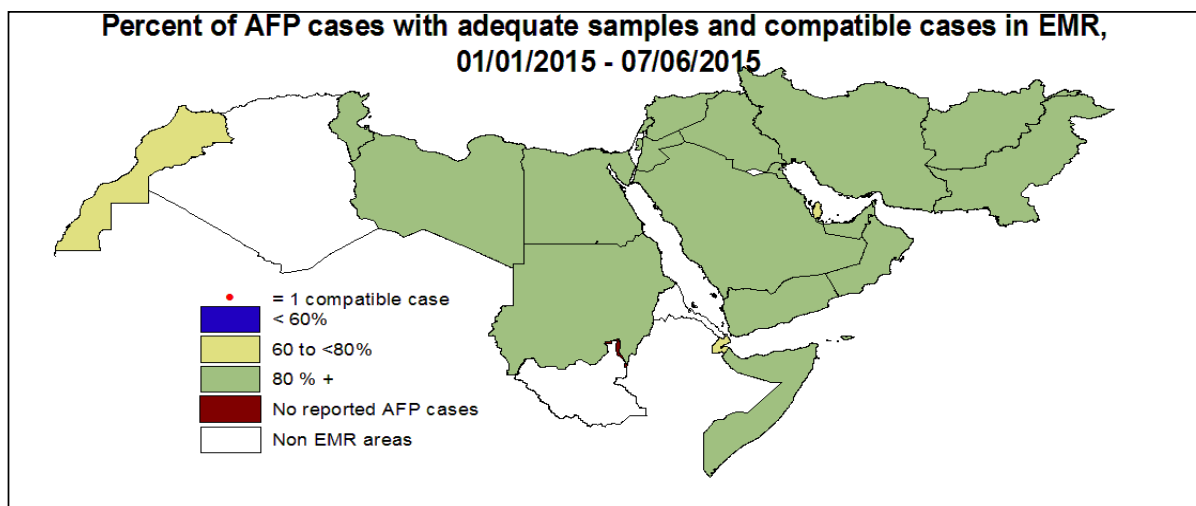

Result	2010	2011	2012	2013	2014	2015
Negative	183	178	196	304	410	128
Pending						35
Wild			2			
VDPVP2			7	3	2	1
VDPVP1			1		1	
Total	183	178	206	307	413	164

YEA	Province	Site	Count	First date	Last Date
2014	GIZA	AL HARAM	1	30/09/2014	30/09/2014
		AL WASLA	1	04/03/2014	04/03/2014
	VDPVP2 Total		2	04/03/2014	30/09/2014
	QALUBIA	BENHA	1	20/04/2014	20/04/2014
VDPVP1 Total		1	20/04/2014	20/04/2014	
2015	GIZA	AL WASLA	1	04/02/2015	04/02/2015
	VDPVP2 Total		1	04/02/2015	04/02/2015

Environmental surveillance initiated in **Pakistan** in 2009 and **Afghanistan** in 2014 showed the following:

COUNTRY1	Status	2009	2010	2011	2012	2013	2014	2015
AFG	Negative						9	78
	Pending							12
	Wild						17	8
AFG Total							9	95
PAK	Negative	27	77	68	151	257	239	131
	Pending							1
	Wild	18	79	136	88	63	122	33
	Wild & VDPV2						2	5
	VDPV2							5
PAK Total		45	156	204	239	322	372	186

Year	COUNTR	Status	SITEDIST	SITENAME	Count	Wild	First date	Last date	
2015	AFG	Wild	HILMAND	BOLAN BRIDGE	2		25/01/2015	20/04/2015	
				RADIO MAHALLIE	2		22/02/2015	22/03/2015	
				ZARAT BAGH	1		24/01/2015	24/01/2015	
			NANGARHAR	RADOR BRIDGE	1		22/02/2015	22/02/2015	
				KANDAHAR	1		04/01/2015	04/01/2015	
			RAROBAT	1		26/01/2015	26/01/2015		
	AFG Total					8		04/01/2015	20/04/2015
	PAK	Wild	KHI.GADAP TOWN	BALDIA COMPOSITE	2		06/01/2015	04/02/2015	
				COMPOSITE SAMPLE	2		20/01/2015	11/05/2015	
				PESHAWAR	2		03/01/2015	24/01/2015	
				JACOBABAD	3		08/01/2015	05/05/2015	
KHI.GULSHAN-E-IQBAL TOWN				2		13/01/2015	05/05/2015		
RASHID MINHAS RD LAY				1		02/03/2015	02/03/2015		
DIKHAN				1		04/03/2015	04/03/2015		
ZAFAR ABAD DRAIN				1		05/05/2015	05/05/2015		
QUETTA				1		12/01/2015	12/01/2015		
JATAK KILLI & TAKHTHANI BY PASS				2		28/01/2015	28/04/2015		
MULTAN				1		08/04/2015	08/04/2015		
RAWALPINDI				1		10/03/2015	10/03/2015		
SUKKUR				2		06/01/2015	04/02/2015		
MIANI PUMPING STATION				2		05/02/2015	05/03/2015		
KABDULLAH		1		01/03/2015	01/03/2015				
HADI PACKET	1		15/01/2015	15/01/2015					
LAHORE	MULTAN ROAD STATION	1		19/02/2015	19/02/2015				
	OUTFALL STATION	1		12/01/2015	12/01/2015				
HYDERABAD	TULSIDAS PUMPING STATION	1		03/02/2015	03/02/2015				
	CDA	1		12/01/2015	12/01/2015				
Wild & VDPV2	QUETTA	JATAK KILLI & TAKHTHANI BY PASS	1		28/03/2015	28/03/2015			
		PESHAWAR	1		26/02/2015	26/02/2015			
VDPV2	KHI.GADAP TOWN	SOHRAB GOTH	1		22/01/2015	22/01/2015			
		LAHORE	1		13/04/2015	13/04/2015			
		COMPOSITE SAMPLE	3		14/01/2015	16/03/2015			
PAK Total					42		03/01/2015	11/05/2015	
2015 Total					50		03/01/2015	11/05/2015	



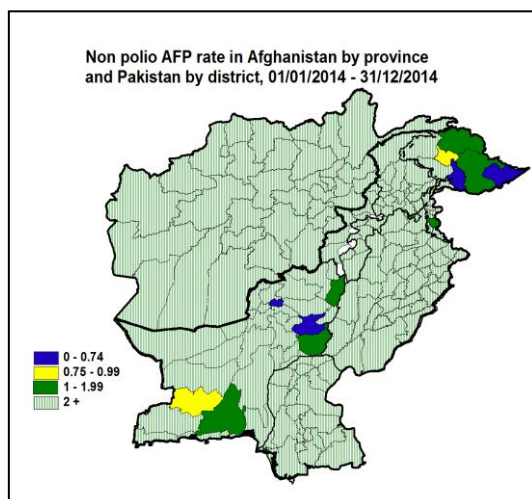
**Wild polio cases by country and date of onset of paralysis in EMR, 2014-2015**

Year	COUNTRY	Count	First Case	Last Case
2014	PAK	306	03/01/2014	26/12/2014
	AFG	28	14/01/2014	04/12/2014
	SOM	5	11/05/2014	11/08/2014
	IRQ	2	10/02/2014	07/04/2014
	SYR	1	21/01/2014	21/01/2014
2014 Total		342	03/01/2014	26/12/2014
2015	PAK	24	03/01/2015	06/05/2015
	AFG	3	21/01/2015	05/05/2015
2015 Total		27	03/01/2015	06/05/2015

Last reported wild Polio P3 from Pakistan with date of onset 18/04/2012

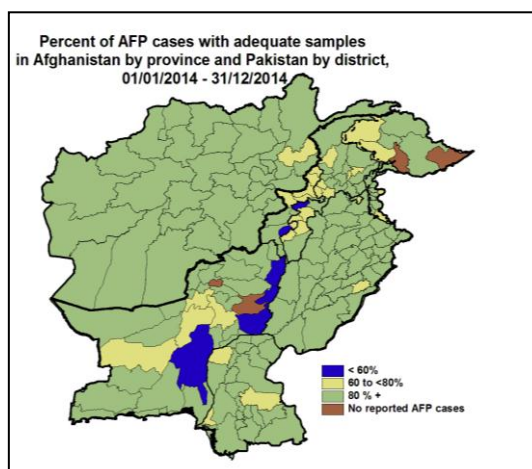


### Wild Polio cases by district and date of onset of paralysis, Afghanistan 2014

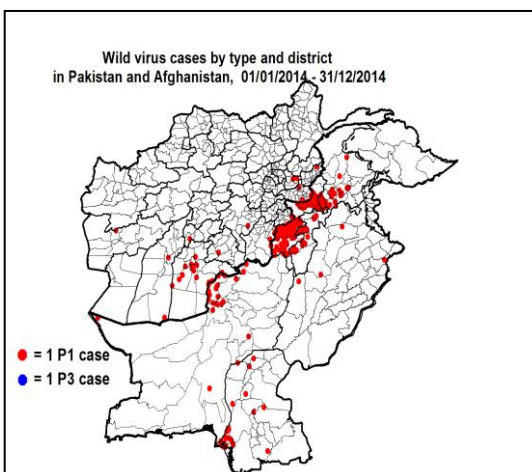


PROVINCE	DISTRICT	P1		
		Count	First case	Last case
KANDAHAR	PANJWAYI	3	18/09/2014	04/12/2014
	SPINBOLDAK	2	19/10/2014	26/11/2014
	KANDAHAR	5	01/09/2014	05/11/2014
	ZHERAY	1	20/10/2014	20/10/2014
	ARGHANDAB (K)	1	04/10/2014	04/10/2014
	SHAHWALIKOT	1	23/09/2014	23/09/2014
HILMAND	GARMSER	1	17/11/2014	17/11/2014
	NAHR-E-SARAJ	1	15/10/2014	15/10/2014
ZABUL	QALAT	1	22/10/2014	22/10/2014
NANGARHAR	BEHSUD	1	21/10/2014	21/10/2014
	ACHIN	1	15/05/2014	15/05/2014
	MUHMAND DARA	1	25/02/2014	25/02/2014
PAKTIKA	BERMEL	2	23/08/2014	29/09/2014
GHAZNI	GIRO	1	27/09/2014	27/09/2014
KHOST	TEREZAYI	1	17/06/2014	17/06/2014
FARAH	KHAK-E-SAFED	1	03/06/2014	03/06/2014
URUZGAN	DEHRAWUD	1	20/05/2014	20/05/2014
LAGHMAN	ALINGAR	2	14/01/2014	06/04/2014
KUNAR	GHAZIABAD	1	31/01/2014	31/01/2014
<b>Grand Total</b>		<b>28</b>	<b>14/01/2014</b>	<b>04/12/2014</b>

### Wild Polio cases by district and date of onset of paralysis, Pakistan 2014



PROVINCE	DISTRICT	Count	First case	Last case	
BALOCHISTAN	JAFARABAD	1	26/12/2014	26/12/2014	
	KABDULAH	13	02/07/2014	18/12/2014	
	CHAGHAI	1	13/12/2014	13/12/2014	
	PISHIN	1	26/11/2014	26/11/2014	
	NSIRABAD	1	20/11/2014	20/11/2014	
	QUETTA	5	03/08/2014	11/11/2014	
	KSAIFULAH	1	06/11/2014	06/11/2014	
	KHUZDAR	1	23/10/2014	23/10/2014	
	ZHOB	1	29/09/2014	29/09/2014	
	KHYBER PAKHTOON	NOWSHERA	4	06/09/2014	21/12/2014
		PESHAWAR	29	31/01/2014	02/12/2014
		KOHAT	1	19/11/2014	19/11/2014
		SWAT	2	03/11/2014	14/11/2014
		TANK	7	29/07/2014	03/11/2014
KARAK		1	02/11/2014	02/11/2014	
CHARSADA		1	16/10/2014	16/10/2014	
MARDAN		5	15/06/2014	10/10/2014	
LAKKIMRWT		3	24/06/2014	22/09/2014	
BUNIR		3	17/08/2014	13/09/2014	
TORGHAR		1	06/09/2014	06/09/2014	
BANNU	11	26/01/2014	30/07/2014		
SINDH	NFEROZ	1	21/12/2014	21/12/2014	
	LARKANA	1	04/12/2014	04/12/2014	
	SANGHAR	2	24/06/2014	29/11/2014	
	SHIKARPUR	1	28/10/2014	28/10/2014	
	KHISITE	2	04/05/2014	26/10/2014	
	KHIBINQASIM	2	30/08/2014	22/10/2014	
	BADIN	1	13/10/2014	13/10/2014	
	KHIKORANGI	2	27/09/2014	01/10/2014	
	DADU	1	26/09/2014	26/09/2014	
	KHIGADAP	10	26/03/2014	20/09/2014	
	KHILIAQAT	1	01/09/2014	01/09/2014	
	KHIORANGI	2	30/03/2014	17/08/2014	
	KHILANDHI	2	06/06/2014	08/07/2014	
	KHINORTH	1	20/06/2014	20/06/2014	
	KHIBALDIA	1	10/02/2014	10/02/2014	
PUNJAB	DGKHAN	1	20/12/2014	20/12/2014	
	SHEIKUPURA	1	18/09/2014	18/09/2014	
	BHAKKAR	1	16/08/2014	16/08/2014	
	CHAKWAL	1	07/07/2014	07/07/2014	
FATA	WAZIR-S	24	12/02/2014	18/12/2014	
	KHYBER	76	12/01/2014	17/12/2014	
	FR BANNU	9	14/02/2014	22/11/2014	
	WAZIR-N	70	03/01/2014	16/09/2014	
<b>Grand Total</b>		<b>306</b>	<b>03/01/2014</b>	<b>26/12/2014</b>	





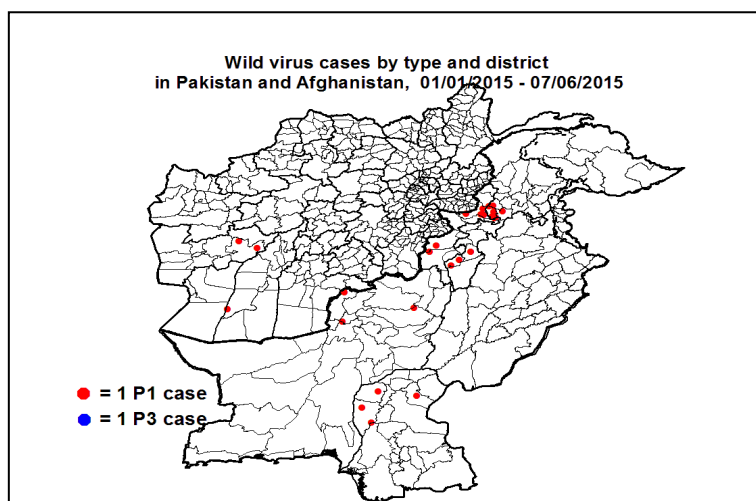
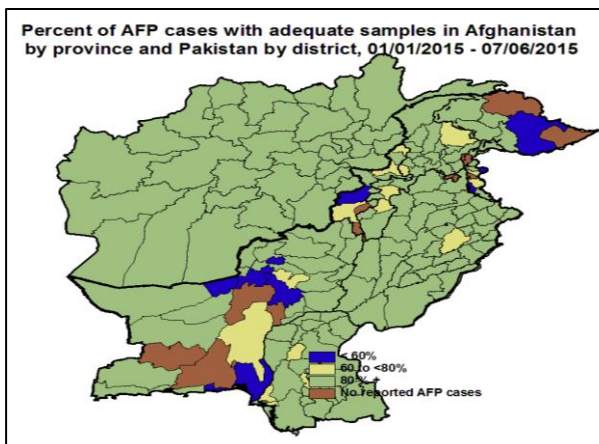
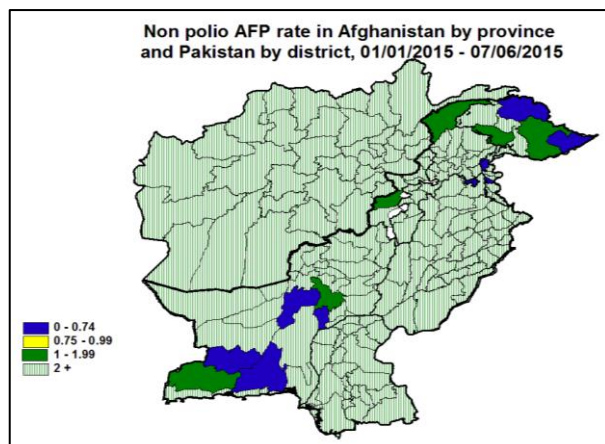
## World Health Organization – Regional Office for Eastern Mediterranean

## AFP SURVEILLANCE

Week 23, ending 7 June 2015

8-Jun-15

Number 870



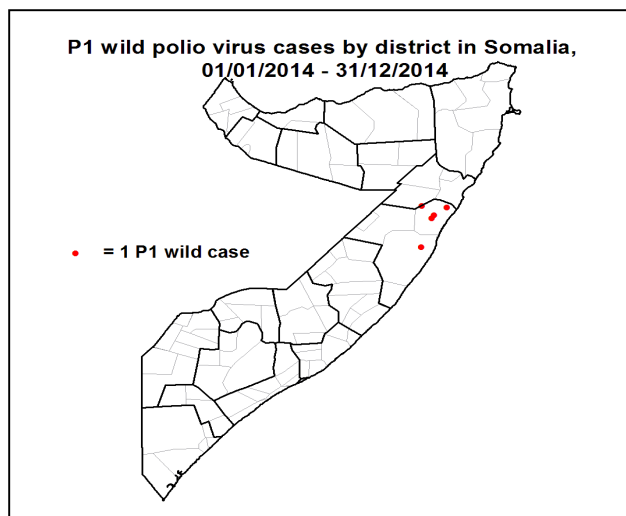
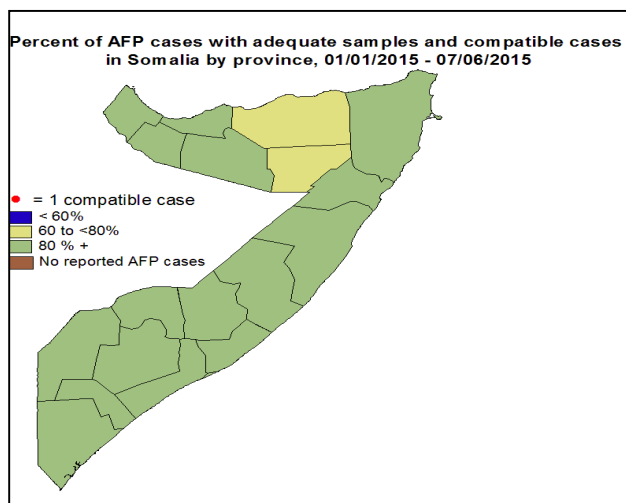
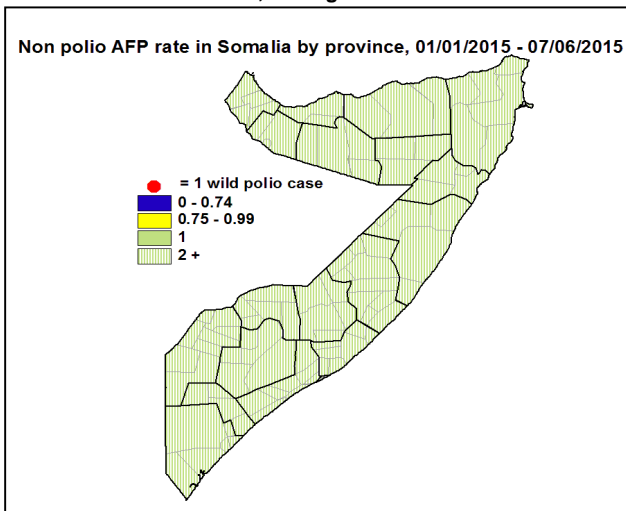
### Wild Polio cases by district and date of onset of paralysis, Afghanistan 2015

PROVINCE	DISTRICT	Count	First case	Last case
FARAH	GULESTAN	2	23/04/2015	05/05/2015
HILMAND	REG	1	21/01/2015	21/01/2015
Grand Total		3	21/01/2015	05/05/2015

### Wild Polio cases by district and date of onset of paralysis, Pakistan 2015

PROVINCE	DISTRICT	Count	First case	Last case
FATA	WAZIR-N	1	06/05/2015	06/05/2015
	KHYBER	5	05/01/2015	24/02/2015
	WAZIR-S	1	07/01/2015	07/01/2015
KHYBER PAKHTOON	CHARSADA	1	20/04/2015	20/04/2015
	PESHAWAR	5	17/01/2015	29/03/2015
	TANK	2	03/01/2015	25/01/2015
	LAKKIMRWT	1	07/01/2015	07/01/2015
	NOWSHERA	1	05/01/2015	05/01/2015
BALOCHISTAN	QUETTA	1	20/02/2015	20/02/2015
	LORALAI	1	09/02/2015	09/02/2015
	KABDULAH	1	03/02/2015	03/02/2015
SINDH	DADU	2	10/02/2015	19/02/2015
	SUKKUR	1	13/02/2015	13/02/2015
	KAMBAR	1	04/01/2015	04/01/2015
Grand Total		24	03/01/2015	06/05/2015





Wild Polio cases by district and date of onset of paralysis, Somalia 2014					
			P1		
Year	PROVINCE	DISTRICT	Count	First case	Last case
2014	MUDUG	HOBYO	1	11/08/2014	11/08/2014
		JARIBAN	4	11/05/2014	03/06/2014
2014 Total			5	11/05/2014	11/08/2014



**Circulating VDPV cases and date of onset of paralysis in EMR countries by districts  
2014 - 2015**

Year	COUNTRY	PROVINCE	DISTRICT	cVDPV2				
				Count	First Case	Last Case		
2014	PAK	SINDH	KHIGADAP	1	13/12/2014	13/12/2014		
		FATA	KHYBER	3	27/05/2014	15/11/2014		
			FR BANNU	8	24/01/2014	27/05/2014		
			WAZIR-N	7	03/01/2014	12/04/2014		
		KHYBER PAKHTOON	PESHAWAR	1	01/08/2014	01/08/2014		
			LAKKIMRWT	1	08/05/2014	08/05/2014		
			BANNU	1	03/05/2014	03/05/2014		
		PAK Total				22	03/01/2014	13/12/2014
		2014 Total				22	03/01/2014	13/12/2014

In 2014, 1 AFP case in Pakistan was identified as VDPV by contact  
 In 2014, 1 AFP case in Pakistan from Khyber district, FATA province with date of onset 27/05/2014 was identified as WPV1 & cVDPV2.  
 The case is classified as wild and reflected in page-2- table (3), pages 6 & 7 of the polio fax. Accordingly final number of cVDPV cases in Pakistan for 2014 is (22)