



AFP SURVEILLANCE

1-Jun-15

Week 22, ending 31 May 2015

Number 869

Table 1: Acute Flaccid Paralysis (AFP) cases by week of onset

Country	Reported AFP cases by week of onset - Week (22/15) / Ending on : 31/05/15														
	Total AFP 2013	Total AFP 2014	Total AFP to date, 2015	W 11 15 Mar 15	W 12 22 Mar 15	W 13 29 Mar 15	W 14 05 Apr 15	W 15 12 Apr 15	W 16 19 Apr 15	W 17 26 Apr 15	W 18 03 May 15	W 19 10 May 15	W 20 17 May 15	W 21 24 May 15	W 22 31 May 15
Afghanistan	1897	2421	1154	60	55	70	62	63	50	43	65	70	43	38	3
Bahrain	12	16	3	0	1	0	0	0	0	0	0	0	0	0	0
Djibouti	7	3	3	1	0	0	0	1	0	0	0	0	0	0	0
Egypt	1007	1000	455	21	34	29	21	19	22	26	30	21	28	31	3
Iran	708	753	282	11	9	12	8	7	19	10	16	14	5	1	
Iraq	444	590	202	5	12	4	9	7	8	9	11	13	2	6	
Jordan ****	35	62	39	1	4	2	3	1	2	4	2	2	0		
Kuwait	39	32	15	0	3	0	0	1	2	1	0	0	1	0	0
Lebanon ****	33	50	40	3	4	1	2	2	2	1	2	1	3	3	2
Libya	58	43	22	1	1	3	2	0	1	1	0	1			
Morocco	106	103	33	3	0	2	3	1	2	3	1	2	0	0	0
Oman	20	34	14	0	1	0	0	1	1	1	0	0	3	0	0
Pakistan	4790	5363	1654	99	102	91	86	110	96	92	68	61	7	0	0
Palestine ****	38	21	14	2	0	1	0	0	0	1	1	0	0	0	0
Qatar	8	7	5	1	0	1	0	1	0	0	0	0	0	1	0
Saudi Arabia	220	227	104	7	7	8	4	4	6	7	8	2	5	0	0
Somalia	546	420	128	13	2	4	8	4	6	5	7	5	1	1	
Sudan	410	442	170	7	6	13	10	6	5	12	12	7	10	3	0
Syria ****	180	306	98	3	3	7	1	7	9	6	8	2	4	1	
Tunisia	43	44	16	1	0	0	2	2	1	0	0	0	0	0	
U.A.E	31	25	12	0	0	2	0	0	1	0	0	1	0	0	0
Yemen	614	578	179	14	4	13	1	2	4	3	6	7	10	6	1
Total EMR	11540	12540	4642	253	248	263	222	239	237	225	237	209	122	91	9

No data = No report received

Totals of the year 2013 include South Sudan that has now moved to the African Region starting October 2013

Table 2: Confirmed polio cases by month of onset

Country	Total year 2013	Total year 2014	31/05		Confirmed polio cases by month of onset											
			2014	2015	June 2014	July 2014	August 2014	September 2014	October 2014	November 2014	December 2014	January 2015	February 2015	March 2015	April 2015	May 2015
Afghanistan	14	28	6	2	2	0	1	7	7	4	1	1	0	0		1
Bahrain	0	0	0	0	0	0	0	0	0	0	0	0	0	0	0	0
Djibouti	0	0	0	0	0	0	0	0	0	0	0	0	0			0
Egypt	0	0	0	0	0	0	0	0	0	0	0	0	0			
Iran	0	0	0	0	0	0	0	0	0	0	0	0	0	0		
Iraq	0	2	2	0	0	0	0	0	0	0	0	0	0			
Jordan ****	0	0	0	0	0	0	0	0	0	0	0	0	0			
Kuwait	0	0	0	0	0	0	0	0	0	0	0	0	0	0	0	0
Lebanon ****	0	0	0	0	0	0	0	0	0	0	0	0	0			
Libya	0	0	0	0	0	0	0	0	0	0	0	0	0			
Morocco	0	0	0	0	0	0	0	0	0	0	0	0	0			
Oman	0	0	0	0	0	0	0	0	0	0	0	0	0			
Pakistan	93	306	82	24	18	30	40	49	30	43	14	10	10	2	1	1
Palestine ****	0	0	0	0	0	0	0	0	0	0	0	0	0	0	0	0
Qatar	0	0	0	0	0	0	0	0	0	0	0	0	0	0	0	
Saudi Arabia	0	0	0	0	0	0	0	0	0	0	0	0	0			
Somalia	194	5	2	0	2	0	1	0	0	0	0	0	0			
Sudan	0	0	0	0	0	0	0	0	0	0	0	0	0	0	0	
Syria ****	35	1	1	0	0	0	0	0	0	0	0	0	0	0		
Tunisia	0	0	0	0	0	0	0	0	0	0	0	0	0	0	0	
U.A.E	0	0	0	0	0	0	0	0	0	0	0	0	0	0	0	
Yemen	0	0	0	0	0	0	0	0	0	0	0	0	0			
Total EMR	336	342	93	26	22	30	42	56	37	47	15	11	10	2	1	2

**** UNRWA cases are included with those of country of residence



World Health Organization – Regional Office for Eastern Mediterranean

AFP SURVEILLANCE

18-May-15

Week 22, ending 31 May 2015

Number 867

Table 3: Investigation of AFP cases with paralysis onset in 2014 & 2015 up to Week (22/15) / Ending on : (31/05/2015)

COUNTRY	2014												2015												Latest line List Date
	AFP									Specimen	Wild cases ****		AFP									Specimen	Wild cases ****		
	Total AFP cases onset 2014	Case classification					Non polio AFP rate **	AFP cases pending classification > 90 days from onset of paralysis	AFP cases pending classification and lab > 90 days from onset of paralysis	% with *** adequate specimens	Wild P1 Poliovirus	Wild P3 Poliovirus	Total AFP cases onset 2015	Case classification					Annualized Non polio AFP rate **	AFP cases pending classification > 90 days from onset of paralysis	AFP cases pending classification and lab > 90 days from onset of paralysis	% with *** adequate specimens	Wild P1 Poliovirus	Wild P3 Poliovirus	
		Total Confirmed Polio Cases *	Polio Compatible	Pending Classification	Discarded (non polio AFP)	VDPV								Total Confirmed Polio Cases *	Polio Compatible	Pending Classification	Discarded (non polio AFP)	VDPV							
Afghanistan	2421	28	6	0	2387	0	12.7	0	0	92.4	28	0	1154	2	0	164	988	0	14.1	7	0	95.2	2	0	31/05/2015
Bahrain	16	0	0	0	16	0	5.9	0	0	100.0	0	0	3	0	0	1	2	0	2.7	0	0	66.7	0	0	31/05/2015
Djibouti	3	0	0	1	2	0	1.0	1	0	66.7	0	0	3	0	0	3	0	0	2.4	1	0	66.7	0	0	31/05/2015
Egypt	1000	0	0	0	999	1	2.9	0	0	93.4	0	0	455	0	0	123	332	0	3.1	2	0	88.8	0	0	31/05/2015
Iran	753	0	0	0	751	2	4.2	0	0	96.0	0	0	282	0	0	41	241	0	3.7	0	0	96.1	0	0	17/05/2015
Iraq	590	2	1	0	587	0	4.0	0	0	88.6	2	0	202	0	0	36	166	0	3.4	3	0	85.6	0	0	28/05/2015
Jordan	62	0	0	0	62	0	2.5	0	0	96.8	0	0	39	0	0	24	15	0	3.3	2	0	89.7	0	0	17/05/2015
Kuwait	32	0	0	0	32	0	3.8	0	0	93.8	0	0	15	0	0	0	15	0	4.2	0	0	86.7	0	0	31/05/2015
Lebanon	50	0	0	0	50	0	2.6	0	0	70.0	0	0	40	0	0	17	23	0	4.5	0	0	92.5	0	0	30/05/2015
Libya	43	0	0	0	43	0	2.1	0	0	95.3	0	0	22	0	0	10	12	0	2.6	1	1	100.0	0	0	16/05/2015
Morocco	103	0	0	0	103	0	1.0	0	0	70.9	0	0	33	0	0	12	21	0	0.8	6	1	72.7	0	0	31/05/2015
Oman	34	0	0	0	34	0	4.3	0	0	97.1	0	0	14	0	0	1	13	0	3.6	0	0	92.9	0	0	31/05/2015
Pakistan	5363	306	43	29	4959	27	6.5	29	1	87.9	306	0	1654	24	0	226	1402	2	5.1	53	5	89.8	24	0	31/05/2015
Palestine	21	0	0	0	21	0	1.2	0	0	90.5	0	0	14	0	0	4	10	0	1.9	0	0	85.7	0	0	31/05/2015
Qatar	7	0	0	0	7	0	2.3	0	0	100.0	0	0	5	0	0	4	1	0	4.1	0	0	80.0	0	0	31/05/2015
Saudi Arabia	227	0	0	0	227	0	2.5	0	0	97.8	0	0	104	0	0	47	57	0	2.7	0	0	99.0	0	0	31/05/2015
Somalia	420	5	4	0	411	0	7.4	0	0	96.7	5	0	128	0	0	44	84	0	5.4	1	0	97.7	0	0	28/05/2015
Sudan	442	0	0	0	442	0	2.7	0	0	97.3	0	0	170	0	0	17	153	0	2.4	0	0	98.2	0	0	31/05/2015
Syria	306	1	2	0	303	0	4.0	0	0	84.3	1	0	98	0	0	22	76	0	3.1	5	0	87.8	0	0	30/05/2015
Tunisia	44	0	0	0	44	0	1.7	0	0	81.8	0	0	16	0	0	2	14	0	1.5	1	0	81.3	0	0	29/05/2015
U.A.E	25	0	0	0	25	0	2.4	0	0	92.0	0	0	12	0	0	1	11	0	2.6	0	0	91.7	0	0	31/05/2015
Yemen	578	0	0	0	578	0	4.8	0	0	95.0	0	0	179	0	0	59	120	0	3.3	0	0	95.5	0	0	31/05/2015
EMR	12540	342	56	30	12083	30	5.1	30	1	90.7	342	0	4642	26	0	858	3756	2	4.6	82	7	92.0	26	0	
2013	11540	336	55	2	11091	56	4.6	2	0	90.1	336	0													

* Confirmed polio cases refer to wild isolation from AFP cases or from contacts of negative index AFP cases

** Non-polio AFP per 100,000 children <15 years

Totals of the year 2013 include South Sudan that has now moved to the African Region starting October 2013

*** Adequate here refers to two stool specimens collected at least 24 hours apart, within 14 days of paralysis onset

**** AFP cases co infected with P1 and P3 are counted separately as wild isolates



World Health Organization – Regional Office for Eastern Mediterranean

AFP SURVEILLANCE

Week 22, ending 31 May 2015

1-Jun-15

Number 869

Table 4: Investigation of contacts of AFP cases with paralysis onset in 2015 up to Week (22/15) / Ending on : (31/05/2015)

Country	No. of AFP cases	No. of eligible AFP cases for contact sampling*	% of eligible AFP cases with contact samplings	% of eligible AFP cases with 3+ contacts	Total number of Contacts**	% of contacts under 5 years	% of contacts with specimens collected within 7 days of notification of index	% Contact specimens in lab within 3 days of collection	% Contact specimens positive for NPEV	% Contact specimens positive for Sabin like virus	No. of contacts positive for wild virus	% of wild polio virus isolation from contacts	No. of Contacts positive for VDPVs	No. of -ve index AFP cases identified positive by contact	No. of district infected from contacts
Afghanistan	1154	55	85.5	83.6	481	97.5	63.6	20.8	24.5	4.4	0	0.0		0	0
Bahrain	3	1	0.0	0.0	0						0			0	0
Djibouti	3	1	0.0	0.0	0						0			0	0
Egypt	455	55	58.2	56.4	157	80.9	53.5	96.9	7.7	3.1	0	0.0		0	0
Iran	282	11	0.0	0.0	0						0			0	0
Iraq	202	29	58.6	37.9	211	67.3	17.5	86.5	11.9	5.2	0	0.0		0	0
Jordan	39	4	0.0	0.0	18	77.8	0.0	94.4	5.6	0.0	0	0.0		0	0
Kuwait	15	2	50.0	0.0	20	60.0	80.0	100.0	5.3	5.3	0	0.0		0	0
Lebanon	40	3	66.7	66.7	53	20.8	69.8	2.9	2.9	2.9	0	0.0		0	0
Libya	22	0			0						0			0	0
Morocco	33	9	44.4	22.2	13	30.8	38.5	33.3	0.0	0.0	0	0.0		0	0
Oman	14	1	0.0	0.0	0						0			0	0
Pakistan	1654	169	79.9	73.4	543	83.4	42.4	65.1	23.3	9.0	1	0.2		1	0
Palestine	14	2	0.0	0.0	0						0			0	0
Qatar	5	1	0.0	0.0	0						0			0	0
Saudi Arabia	104	1	100.0	100.0	6	83.3	0.0				0			0	0
Somalia	128	3	66.7	33.3	374	95.2	58.0	14.6	6.3	7.6	0	0.0		0	0
Sudan	170	3	66.7	66.7	57	82.5	80.7	48.6	16.2	0.0	0	0.0		0	0
Syria	98	12	58.3	50.0	190	25.8	88.4	51.5	1.8	1.8	0	0.0		0	0
Tunisia	16	3	66.7	0.0	5	20.0	60.0	80.0	0.0	0.0	0	0.0		0	0
U.A.E.	12	1	100.0	0.0	1	100.0	0.0				0			0	0
Yemen	179	8	50.0	50.0	450	54.4	82.4	3.2	17.2	1.6	0	0.0		0	0
Grand Total 2015	4642	374	68.7	61.5	2579	75.1	58.9	41.7	15.8	5.1	1	0.0		1	0
Grand Total 2014	12540	1178	74.7	68.2	7146	77.1	66.1	38.0	17.3	4.4	19	0.3	4	8	2

* Eligible refers to AFP cases with inadequate stool specimens

Totals of the year 2013 include South Sudan that has now moved to the African Region starting October 2013

** Total number of contacts from eligible AFP cases and from other AFP cases as per with country criteria for contact sampling

Last wild contacts in EMRO, 01/01/2014 - 31/05/2015

Year	Country	Count of wild contacts	Date of Most Recent stool collection
2014	Pakistan	14	21/01/2015
	Afghanistan	4	13/11/2014
	IRQ	1	26/02/2014
2014 Total		19	21/01/2015
2015	Pakistan	1	08/02/2015
2015 Total		1	08/02/2015

Number and distribution by district of -ve index AFP cases identified as wild positive by contact in EMR, 2014 -2015

ONSETYR	COUNTRY	PROVINCE	DISTRICT	P1 Count	First case	Last case
2014	AFG	NANGARHAR	BEHSUD	1	21/10/2014	21/10/2014
			SPINBOLDAK	1	19/10/2014	19/10/2014
	AFG Total	KANDAHAR	KANDAHAR	1	02/09/2014	02/09/2014
			3	02/09/2014	21/10/2014	
2014	PAK	BALOCHISTAN	QUETTA	1	30/08/2014	30/08/2014
			KHYBER PAKHTOON	1	21/12/2014	21/12/2014
		PESHAWAR	1	16/09/2014	16/09/2014	
			BANNU	1	03/03/2014	03/03/2014
		FATA	1	18/12/2014	18/12/2014	
			WAZIR-S	1	18/12/2014	18/12/2014
PAK Total		5	03/03/2014	21/12/2014		
2014 Total		8	03/03/2014	21/12/2014		
2015	PAK	KHYBER PAKHTOON	TANK	1	25/01/2015	25/01/2015
			1	25/01/2015	25/01/2015	
2015 Total		1	25/01/2015	25/01/2015		



Table 5: Laboratory investigation of AFP cases with paralysis onset in 2015 up to Week (22/15) / Ending on : (31/05/2015)

Country	Polio laboratories Sequencing performed by CDC and RIVM laboratories	AFP cases with specimens	Preliminary virus isolation results of AFP cases						Poliovirus intratypic differentiation results #										Indicators				Latest report Date			
			Referred for ITD		NPEV only	Negative	Pending		Type 1			Type 2			Type 3			Discordant pending sequence	NPEV by PCR	Non-EV	Pending ITD	% specimens positive for NPEV*		% AFP cases with culture results within 14 days	% AFP cases with ITD results within 7 days	% AFP cases with ITD results within 45 days of onset**
			L20B+	L20B+NPEV			received < / = 14 days	received > 14 days ago	Wild	Sabin	VDPV	Wild	Sabin	VDPV	Wild	Sabin	VDPV									
Afghanistan	RRL Pakistan	1133	74	9	197	773	80		2	41			28			40		1			17%	100%	99%	100%	31/05/2015	
Bahrain	PNL Oman	3				3															0%	100%		100%	25/05/2015	
Djibouti	NPL Kenya	3						3																	31/05/2015	
Egypt***	RRL Egypt	411	23	1	56	294	19	19		9			5			8			2	9	10%	100%	100%	98%	24/05/2015	
Iran	NPL Iran	311	6		1	287	17			4						1					0%	100%	100%	98%	30/05/2015	
Iraq	RRL Egypt	202	9		17	155	18	3		1			2			2			1		10%	100%	100%	100%	28/05/2015	
Jordan	RRL Tunisia	41			2	37	2														7%	100%			31/05/2015	
Kuwait	RRL Kuwait																								27/05/2015	
Lebanon	RRL Egypt	30	1			29													1		1%	97%	100%	93%	24/05/2015	
Libya	RRL Tunisia	23				18	5														0%	100%		83%	29/05/2015	
Morocco	RRL Tunisia	30			2	26	2														5%	100%		96%	29/05/2015	
Oman	NPL Oman	14			1	9	3	1													22%	100%		100%	25/05/2015	
Pakistan	RRL Pakistan	1944	148	20	365	1230	179	2	23	57			52	2		62			3		19%	100%	99%	98%	31/05/2015	
Palestine & UNRWA		14				14															0%	0%		100%	31/05/2015	
Qatar	NPL Oman	4				4															0%	100%		100%	25/05/2015	
Saudi Arabia	NPL Oman	110	2		5	95	6	2											2		4%	100%	100%	50%	31/05/2015	
Somalia	NPL Kenya	128	8	5	11	84	2	18		5			2			8				2	15%	15%		100%	28/05/2015	
Sudan	RRL Egypt	108	2		12	77		17		1			1			1					15%	99%	100%	100%	14/04/2015	
Syria	RRL Egypt	68	4		3	52		9					1			2					4%	100%	100%	67%	16/04/2014	
Tunisia	RRL Tunisia	17				16	1														0%	100%		100%	29/05/2015	
U.A.E	NPL Oman	10	1		1	8				1											5%	100%	100%	80%	25/05/2015	
Yemen	RRL Egypt	120	1		22	97				1			1								15%	99%	100%	85%	24/05/2015	
Total EMR 2015		4724	279	35	695	3308	334	74	25	120	1	169	26	344	3	7	3	11	14%	97%	99%	98%				
Total EMR 2014		12290	954	93	2202	9038	1		334	339	1	169	26	344	3	18	3		16%	94%	95%	97%				

* Specimens from all sources including non-AFP cases, excluding environmental samples

** This indicator reflects surveillance and laboratory activities



Environmental surveillance initiated in **Egypt** in September 2000 showed the following:

Result	2010	2011	2012	2013	2014	2015
Negative	183	178	196	304	410	116
Pending						32
Wild			2			
VDPVP2			7	3	2	
VDPVP1			1		1	
Total	183	178	206	307	413	148

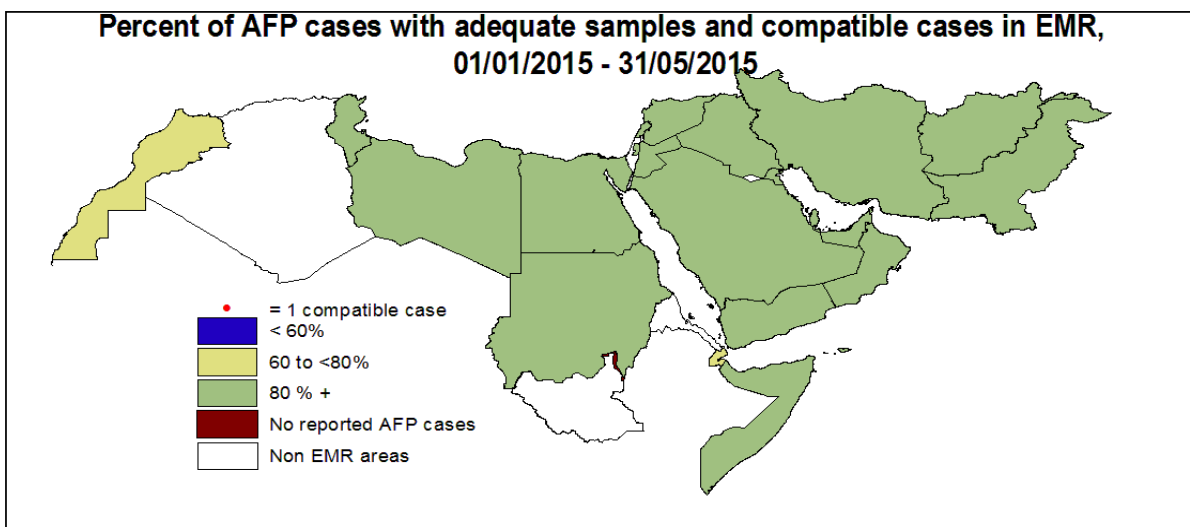

Advance notification of aVDPV2
from Giza province
Al Wasla site collected in
February 2015

YEA	Province	Site	Count	First date	Last Date	
2014	VDPVP2	GIZA	AL HARAM	1	30/09/2014	30/09/2014
		AL WASLA		1	04/03/2014	04/03/2014
	VDPVP2 Total			2	04/03/2014	30/09/2014
	VDPVP1	QALUBIA	BENHA	1	20/04/2014	20/04/2014
VDPVP1 Total			1	20/04/2014	20/04/2014	

Environmental surveillance initiated in **Pakistan** in 2009 and **Afghanistan** in 2014 showed the following:

COUNTRY1	Status	2009	2010	2011	2012	2013	2014	2015
AFG	Negative					9	78	29
	Pending							20
	Wild						17	8
AFG Total						9	95	57
PAK	Negative	27	77	68	151	257	239	113
	Pending							1
	Wild	18	79	136	88	64	122	31
	Wild & VDPV2					1	5	3
	VDPV2						5	6
PAK Total		45	156	204	239	322	372	182

Year	COUNTR	Status	SITEDIST	SITENAME	Count	Wild	First date	Last date		
2015	AFG	Wild	HILMAND	BOLAN BRIDGE	2		25/01/2015	20/04/2015		
				RADIO MAHALLIE	2		22/02/2015	22/03/2015		
				ZARAT BAGH	1		24/01/2015	24/01/2015		
				NANGARHAR	1		22/02/2015	22/02/2015		
				KANDAHAR	1		04/01/2015	04/01/2015		
			AFG Total		8	04/01/2015	20/04/2015			
			PAK	Wild	PESHAWAR	LARA MA	2		03/01/2015	24/01/2015
						SHAHEEN TOWN	4		10/01/2015	11/05/2015
						DIKHAN	1		04/03/2015	04/03/2015
						KHI.GULSHAN-E-IQBAL TOWN	2		13/01/2015	05/05/2015
	QUETTA	1					12/01/2015	12/01/2015		
	MULTAN	1					08/04/2015	08/04/2015		
	RAWALPINDI	1					10/03/2015	10/03/2015		
	SUKKUR	2					06/01/2015	04/02/2015		
	KABDULLAH	1					01/03/2015	01/03/2015		
	LAHORE	1					15/01/2015	15/01/2015		
	Wild & VDPV2	PESHAWAR	JATAK KILLI & TAKHTHANI BY PASS	2		28/01/2015	28/04/2015			
			LARA MA	1		26/02/2015	26/02/2015			
			KHI.GADAP TOWN	1		22/01/2015	22/01/2015			
			QUETTA	1		28/03/2015	28/03/2015			
LAHORE			1		13/04/2015	13/04/2015				
VDPV2			KHI.GADAP TOWN	COMPOSITE SAMPLE	3		14/01/2015	16/03/2015		
				SOHRAB GOTH	2		23/02/2015	18/03/2015		
				OUTFALL STATION	1		03/02/2015	03/02/2015		
				TULSIDAS PUMPING STATION	1		03/02/2015	03/02/2015		
				SABZI MANDI	1		12/01/2015	12/01/2015		
PAK Total		40	03/01/2015	11/05/2015						
2015 Total		48	03/01/2015	11/05/2015						



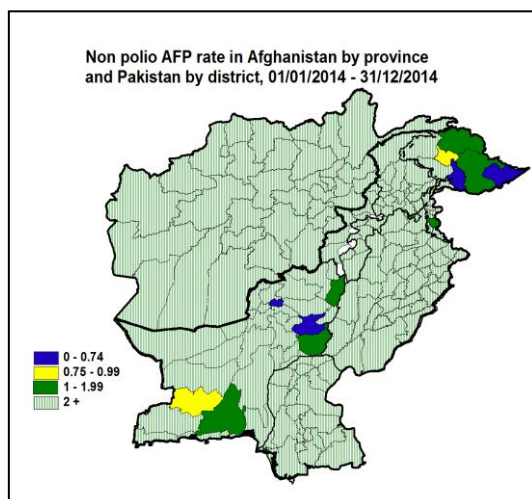
Wild polio cases by country and date of onset of paralysis in EMR, 2014-2015

Year	COUNTRY	Count	First Case	Last Case
2014	PAK	306	03/01/2014	26/12/2014
	AFG	28	14/01/2014	04/12/2014
	SOM	5	11/05/2014	11/08/2014
	IRQ	2	10/02/2014	07/04/2014
	SYR	1	21/01/2014	21/01/2014
2014 Total		342	03/01/2014	26/12/2014
2015	PAK	24	03/01/2015	06/05/2015
	AFG	2	21/01/2015	05/05/2015
2015 Total		26	03/01/2015	06/05/2015

Last reported wild Polio P3 from Pakistan with date of onset 18/04/2012

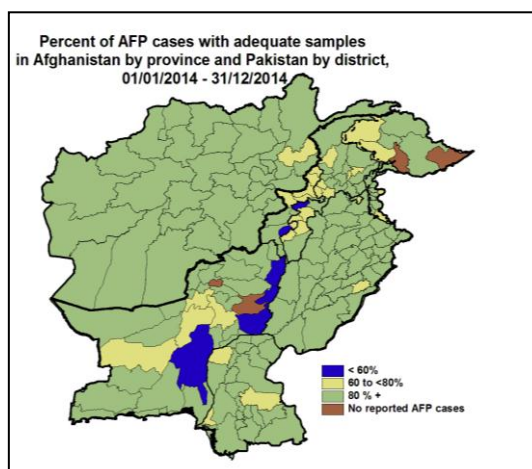


Wild Polio cases by district and date of onset of paralysis, Afghanistan 2014

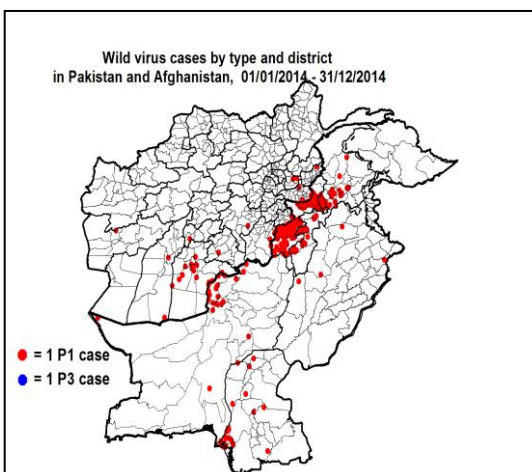


PROVINCE	DISTRICT	P1		
		Count	First case	Last case
KANDAHAR	PANJWAYI	3	18/09/2014	04/12/2014
	SPINBOLDAK	2	19/10/2014	26/11/2014
	KANDAHAR	5	01/09/2014	05/11/2014
	ZHERAY	1	20/10/2014	20/10/2014
	ARGHANDAB (K)	1	04/10/2014	04/10/2014
	SHAHWALIKOT	1	23/09/2014	23/09/2014
HILMAND	GARMSER	1	17/11/2014	17/11/2014
	NAHR-E-SARAJ	1	15/10/2014	15/10/2014
ZABUL	QALAT	1	22/10/2014	22/10/2014
NANGARHAR	BEHSUD	1	21/10/2014	21/10/2014
	ACHIN	1	15/05/2014	15/05/2014
	MUHMAND DARA	1	25/02/2014	25/02/2014
PAKTIKA	BERMEL	2	23/08/2014	29/09/2014
GHAZNI	GIRO	1	27/09/2014	27/09/2014
KHOST	TEREZAYI	1	17/06/2014	17/06/2014
FARAH	KHAK-E-SAFED	1	03/06/2014	03/06/2014
URUZGAN	DEHRAWUD	1	20/05/2014	20/05/2014
LAGHMAN	ALINGAR	2	14/01/2014	06/04/2014
KUNAR	GHAZIABAD	1	31/01/2014	31/01/2014
Grand Total		28	14/01/2014	04/12/2014

Wild Polio cases by district and date of onset of paralysis, Pakistan 2014



PROVINCE	DISTRICT	Count	First case	Last case	
BALOCHISTAN	JAFARABAD	1	26/12/2014	26/12/2014	
	KABDULAH	13	02/07/2014	18/12/2014	
	CHAGHAI	1	13/12/2014	13/12/2014	
	PISHIN	1	26/11/2014	26/11/2014	
	NSIRABAD	1	20/11/2014	20/11/2014	
	QUETTA	5	03/08/2014	11/11/2014	
	KSAIFULAH	1	06/11/2014	06/11/2014	
	KHUZDAR	1	23/10/2014	23/10/2014	
	ZHOB	1	29/09/2014	29/09/2014	
	KHYBER PAKHTOON	NOWSHERA	4	06/09/2014	21/12/2014
		PESHAWAR	29	31/01/2014	02/12/2014
		KOHAT	1	19/11/2014	19/11/2014
		SWAT	2	03/11/2014	14/11/2014
		TANK	7	29/07/2014	03/11/2014
KARAK		1	02/11/2014	02/11/2014	
CHARSADA		1	16/10/2014	16/10/2014	
MARDAN		5	15/06/2014	10/10/2014	
LAKKIMRWT		3	24/06/2014	22/09/2014	
BUNIR		3	17/08/2014	13/09/2014	
TORGHAR		1	06/09/2014	06/09/2014	
BANNU	11	26/01/2014	30/07/2014		
SINDH	NFEROZ	1	21/12/2014	21/12/2014	
	LARKANA	1	04/12/2014	04/12/2014	
	SANGHAR	2	24/06/2014	29/11/2014	
	SHIKARPUR	1	28/10/2014	28/10/2014	
	KHISITE	2	04/05/2014	26/10/2014	
	KHIBINQASIM	2	30/08/2014	22/10/2014	
	BADIN	1	13/10/2014	13/10/2014	
	KHIKORANGI	2	27/09/2014	01/10/2014	
	DADU	1	26/09/2014	26/09/2014	
	KHIGADAP	10	26/03/2014	20/09/2014	
	KHILIAQAT	1	01/09/2014	01/09/2014	
	KHIORANGI	2	30/03/2014	17/08/2014	
	KHILANDHI	2	06/06/2014	08/07/2014	
	KHINORTH	1	20/06/2014	20/06/2014	
	KHIBALDIA	1	10/02/2014	10/02/2014	
PUNJAB	DGKHAN	1	20/12/2014	20/12/2014	
	SHEIKUPURA	1	18/09/2014	18/09/2014	
	BHAKKAR	1	16/08/2014	16/08/2014	
	CHAKWAL	1	07/07/2014	07/07/2014	
FATA	WAZIR-S	24	12/02/2014	18/12/2014	
	KHYBER	76	12/01/2014	17/12/2014	
	FR BANNU	9	14/02/2014	22/11/2014	
	WAZIR-N	70	03/01/2014	16/09/2014	
Grand Total		306	03/01/2014	26/12/2014	





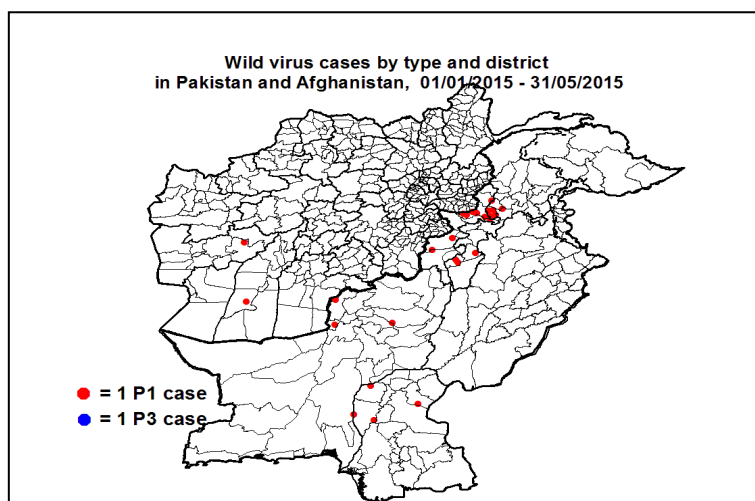
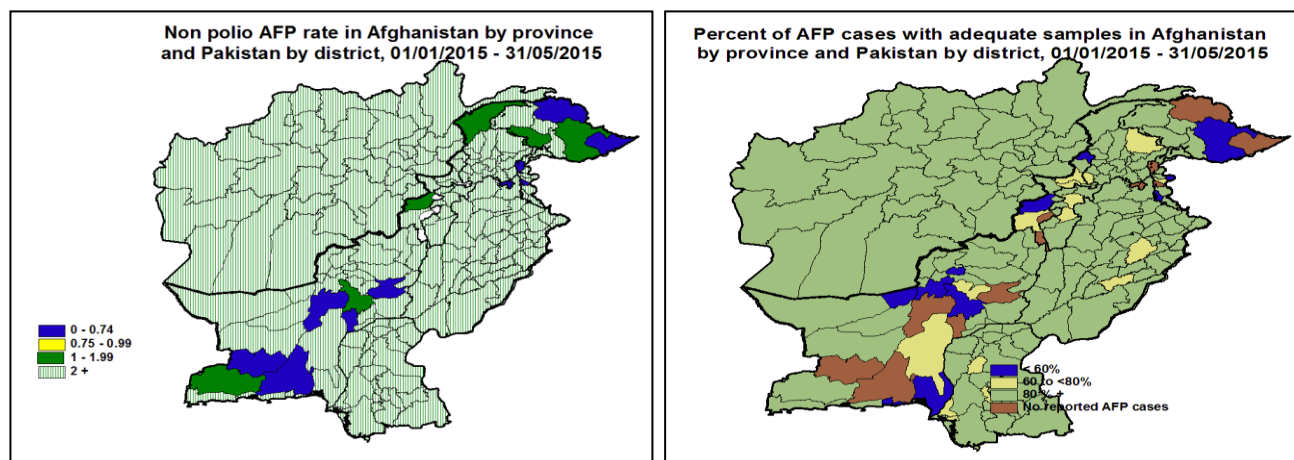
World Health Organization – Regional Office for Eastern Mediterranean

AFP SURVEILLANCE

Week 22, ending 31 May 2015

1-Jun-15

Number 869

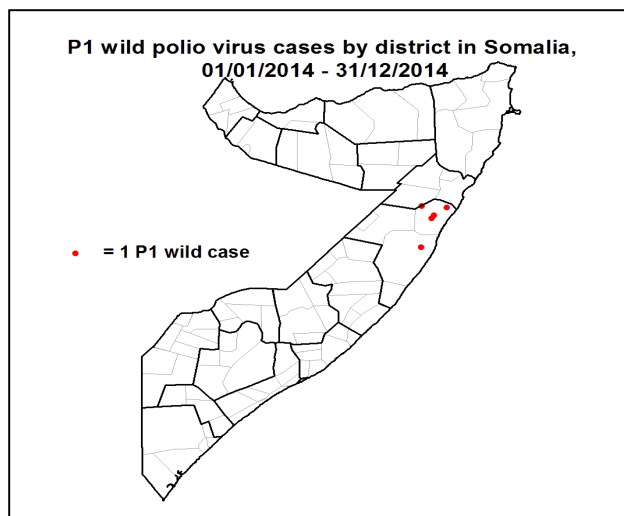
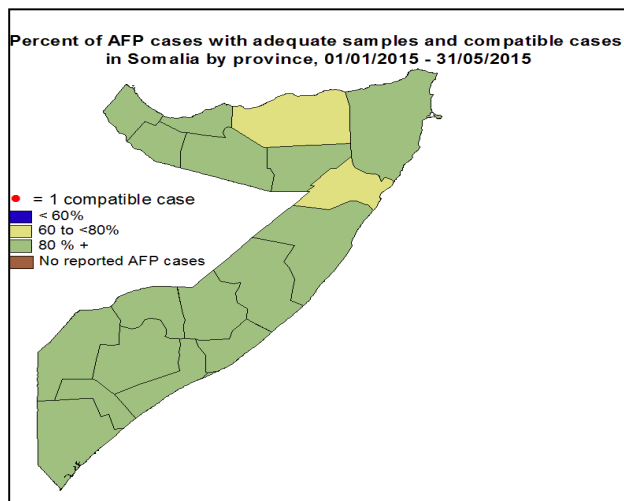
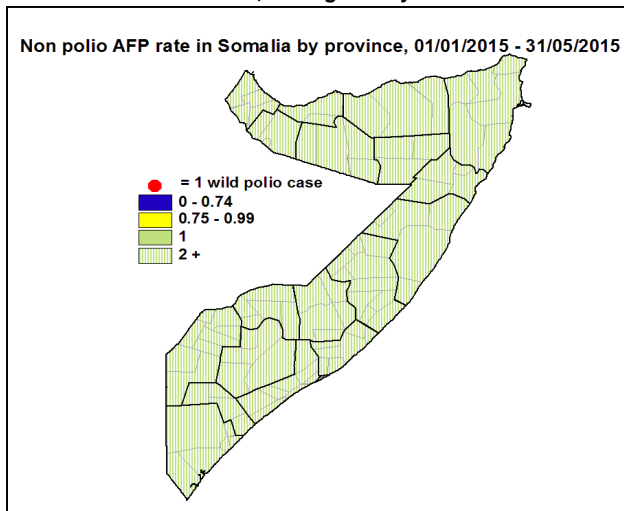


Wild Polio cases by district and date of onset of paralysis, Afghanistan 2015

PROVINCE	DISTRICT	Count	First case	Last case
FARAH	GULESTAN	1	05/05/2015	05/05/2015
HILMAND	REG	1	21/01/2015	21/01/2015
Grand Total		2	21/01/2015	05/05/2015

Wild Polio cases by district and date of onset of paralysis, Pakistan 2015

PROVINCE	DISTRICT	Count	First case	Last case
FATA	WAZIR-N	1	06/05/2015	06/05/2015
	KHYBER	5	05/01/2015	24/02/2015
	WAZIR-S	1	07/01/2015	07/01/2015
KHYBER PAKHTOON	CHARSADA	1	20/04/2015	20/04/2015
	PESHAWAR	5	17/01/2015	29/03/2015
	TANK	2	03/01/2015	25/01/2015
	LAKKIMRWT	1	07/01/2015	07/01/2015
	NOWSHERA	1	05/01/2015	05/01/2015
BALOCHISTAN	QUETTA	1	20/02/2015	20/02/2015
	LORALAI	1	09/02/2015	09/02/2015
	KABDULAH	1	03/02/2015	03/02/2015
SINDH	DADU	2	10/02/2015	19/02/2015
	SUKKUR	1	13/02/2015	13/02/2015
	KAMBAR	1	04/01/2015	04/01/2015
Grand Total		24	03/01/2015	06/05/2015



Wild Polio cases by district and date of onset of paralysis, Somalia 2014

			P1		
Year	PROVINCE	DISTRICT	Count	First case	Last case
2014	MUDUG	HOBYO	1	11/08/2014	11/08/2014
		JARIBAN	4	11/05/2014	03/06/2014
2014 Total			5	11/05/2014	11/08/2014



**Circulating VDPV cases and date of onset of paralysis in EMR countries by districts
2014 - 2015**

Year	COUNTRY	PROVINCE	DISTRICT	cVDPV2				
				Count	First Case	Last Case		
2014	PAK	SINDH	KHIGADAP	1	13/12/2014	13/12/2014		
		FATA	KHYBER	3	27/05/2014	15/11/2014		
			FR BANNU	8	24/01/2014	27/05/2014		
			WAZIR-N	7	03/01/2014	12/04/2014		
		KHYBER PAKHTOON	PESHAWAR	1	01/08/2014	01/08/2014		
			LAKKIMRWT	1	08/05/2014	08/05/2014		
			BANNU	1	03/05/2014	03/05/2014		
		PAK Total				22	03/01/2014	13/12/2014
		2014 Total				22	03/01/2014	13/12/2014

In 2014, 1 AFP case in Pakistan was identified as VDPV by contact
 In 2014, 1 AFP case in Pakistan from Khyber district, FATA province with date of onset 27/05/2014 was identified as WPV1 & cVDPV2.
 The case is classified as wild and reflected in page-2- table (3), pages 6 & 7 of the polio fax. Accordingly final number of cVDPV cases in Pakistan for 2014 is (22)