



AFP SURVEILLANCE

18-May-15

Week 20, ending 17 May 2015

Number 867

Table 1: Acute Flaccid Paralysis (AFP) cases by week of onset

Country	Reported AFP cases by week of onset - Week (20/15) / Ending on : 17/05/15															
	Total AFP 2013	Total AFP 2014	Total AFP to date, 2015	W 09 01 Mar 15	W 10 08 Mar 15	W 11 15 Mar 15	W 12 22 Mar 15	W 13 29 Mar 15	W 14 05 Apr 15	W 15 12 Apr 15	W 16 19 Apr 15	W 17 26 Apr 15	W 18 03 May 15	W 19 10 May 15	W 20 17 May 15	
Afghanistan	1897	2421	1058	53	58	60	55	70	62	63	46	42	65	55	8	
Bahrain	12	16	3	0	0	0	1	0	0	0	0	0	0	0	0	
Djibouti	7	3	3	0	0	1	0	0	0	1	0	0	0			
Egypt	1007	1000	385	21	15	21	34	29	21	19	22	26	30	13		
Iran	708	753	277	17	15	11	9	12	8	7	19	10	16	14	1	
Iraq	444	590	170	18	5	5	12	4	9	7	8	6	3			
Jordan ****	35	62	39	3	1	1	4	2	3	1	2	4	2	2	0	
Kuwait	39	32	15	2	0	0	3	0	0	1	2	1	0	0	1	
Lebanon ****	33	50	33	3	2	3	4	1	2	2	2	1	2	1	1	
Libya	58	43	22	1	2	1	1	3	2	0	1	1	0	1		
Morocco	106	103	21	2	1	3	0	1	1							
Oman	20	34	11	0	1	0	1	0	0	1	1	1	0	0		
Pakistan	4790	5348	1553	91	102	99	100	89	84	107	91	78	49	19	0	
Palestine ****	38	21	13	0	1	2	0	1	0	0	0	1				
Qatar	8	7	4	0	0	1	0	1	0	1	0	0	0	0		
Saudi Arabia	220	227	98	4	6	7	7	8	4	4	6	7	8	1	0	
Somalia	546	420	116	10	11	13	2	4	8	4	5	4	4	0		
Sudan	410	442	152	9	8	7	6	13	10	6	5	12	12	2	0	
Syria ****	180	306	89	8	8	3	3	7	1	7	8	5	6	2		
Tunisia	43	44	16	2	2	1	0	0	2	2	1	0	0	0		
U.A.E	31	25	11	0	1	0	0	2	0	0	1	0	0	0	0	
Yemen	614	578	157	16	12	13	5	13	1	2	4	3	4	4	0	
Total EMR	11540	12525	4246	260	251	252	247	260	218	235	224	202	201	114	11	

No data = No report received

Totals of the year 2013 include South Sudan that has now moved to the African Region starting October 2013

Table 2: Confirmed polio cases by month of onset

Country	Total year 2013	Total year 2014	17/05		Confirmed polio cases by month of onset											
			2014	2015	June 2014	July 2014	August 2014	September 2014	October 2014	November 2014	December 2014	January 2015	February 2015	March 2015	April 2015	May 2015
Afghanistan	14	28	5	1	2	0	1	7	7	4	1	1				
Bahrain	0	0	0	0	0	0	0	0	0	0	0	0	0	0	0	
Djibouti	0	0	0	0	0	0	0	0	0	0		0	0			
Egypt	0	0	0	0	0	0	0	0	0	0	0	0	0			
Iran	0	0	0	0	0	0	0	0	0	0	0	0	0	0		
Iraq	0	2	2	0	0	0	0	0	0	0	0	0	0			
Jordan ****	0	0	0	0	0	0	0	0	0	0	0	0	0	0		
Kuwait	0	0	0	0	0	0	0	0	0	0	0	0	0	0		
Lebanon ****	0	0	0	0	0	0	0	0	0	0	0	0	0	0		
Libya	0	0	0	0	0	0	0	0	0	0	0	0				
Morocco	0	0	0	0	0	0	0	0	0	0	0	0				
Oman	0	0	0	0	0	0	0	0	0	0	0	0	0	0	0	
Pakistan	93	306	76	23	18	30	40	49	30	43	14	10	10	2	1	
Palestine ****	0	0	0	0	0	0	0	0	0	0	0	0	0	0		
Qatar	0	0	0	0	0	0	0	0	0	0	0	0	0		0	
Saudi Arabia	0	0	0	0	0	0	0	0	0	0	0	0	0			
Somalia	194	5	1	0	2	0	1	0	0	0	0	0	0	0		
Sudan	0	0	0	0	0	0	0	0	0	0	0	0	0	0		
Syria ****	35	1	1	0	0	0	0	0	0	0	0	0	0	0		
Tunisia	0	0	0	0	0	0	0	0	0	0	0	0	0	0	0	
U.A.E	0	0	0	0	0	0	0	0	0	0	0	0	0	0	0	
Yemen	0	0	0	0	0	0	0	0	0	0	0	0	0	0		
Total EMR	336	342	85	24	22	30	42	56	37	47	15	11	10	2	1	0

**** UNRWA cases are included with those of country of residence



World Health Organization – Regional Office for Eastern Mediterranean

AFP SURVEILLANCE

18-May-15

Week 20, ending 17 May 2015

Number 867

Table 3: Investigation of AFP cases with paralysis onset in 2014 & 2015 up to Week (20/15) / Ending on : (17/05/2015)

COUNTRY	2014												2015												Latest line List Date
	AFP									Specimen	Wild cases ****		AFP									Specimen	Wild cases ****		
	Total AFP cases onset 2014	Case classification					Non polio AFP rate **	AFP cases pending classification > 90 days from onset of paralysis	AFP cases pending classification and lab > 90 days from onset of paralysis	% with *** adequate specimens	Wild P1 Poliovirus	Wild P3 Poliovirus	Total AFP cases onset 2015	Case classification					Annualized Non polio AFP rate **	AFP cases pending classification > 90 days from onset of paralysis	AFP cases pending classification and lab > 90 days from onset of paralysis	% with *** adequate specimens	Wild P1 Poliovirus	Wild P3 Poliovirus	
		Total Confirmed Polio Cases *	Polio Compatible	Pending Classification	Discarded (non polio AFP)	VDPV								Total Confirmed Polio Cases *	Polio Compatible	Pending Classification	Discarded (non polio AFP)	VDPV							
Afghanistan	2421	28	6	0	2387	0	12.7	0	0	92.4	28	0	1058	1	0	178	879	0	14.9	4	0	95.3	1	0	17/05/2015
Bahrain	16	0	0	0	16	0	5.9	0	0	100.0	0	0	3	0	0	1	2	0	2.9	0	0	66.7	0	0	17/05/2015
Djibouti	3	0	0	3	0	0	1.0	3	1	66.7	0	0	3	0	0	3	0	0	2.7	1	0	66.7	0	0	04/05/2015
Egypt	1000	0	0	0	999	1	2.9	0	0	93.4	0	0	385	0	0	105	280	0	2.9	2	0	87.3	0	0	14/05/2015
Iran	753	0	0	0	751	2	4.2	0	0	96.0	0	0	277	0	0	38	239	0	4.1	0	0	96.0	0	0	17/05/2015
Iraq	590	2	1	0	587	0	4.0	0	0	88.6	2	0	170	0	0	39	131	0	3.1	4	0	84.7	0	0	07/05/2015
Jordan	62	0	0	0	62	0	2.5	0	0	96.8	0	0	39	0	0	24	15	0	3.6	1	0	89.7	0	0	17/05/2015
Kuwait	32	0	0	0	32	0	3.8	0	0	93.8	0	0	15	0	0	3	12	0	4.6	0	0	86.7	0	0	17/05/2015
Lebanon	50	0	0	0	50	0	2.6	0	0	70.0	0	0	33	0	0	10	23	0	4.1	0	0	90.9	0	0	15/05/2015
Libya	43	0	0	0	43	0	2.1	0	0	95.3	0	0	22	0	0	10	12	0	2.8	1	1	100.0	0	0	16/05/2015
Morocco	103	0	0	0	103	0	1.0	0	0	70.9	0	0	21	0	0	14	7	0	0.5	7	1	66.7	0	0	10/04/2015
Oman	34	0	0	0	34	0	4.3	0	0	97.1	0	0	11	0	0	0	11	0	3.4	0	0	90.9	0	0	10/05/2015
Pakistan	5348	306	43	44	4929	27	6.5	44	3	88.0	306	0	1553	23	0	281	1247	2	5.2	44	4	90.1	23	0	17/05/2015
Palestine	21	0	0	0	21	0	1.2	0	0	90.5	0	0	13	0	0	7	6	0	2.0	0	0	84.6	0	0	26/04/2015
Qatar	7	0	0	0	7	0	2.3	0	0	100.0	0	0	4	0	0	3	1	0	3.6	0	0	75.0	0	0	10/05/2015
Saudi Arabia	227	0	0	0	227	0	2.5	0	0	97.8	0	0	98	0	0	53	45	0	2.8	0	0	99.0	0	0	17/05/2015
Somalia	420	5	0	5	410	0	7.4	5	0	96.7	5	0	116	0	0	32	84	0	5.4	1	0	97.4	0	0	12/05/2015
Sudan	442	0	0	0	442	0	2.7	0	0	97.3	0	0	152	0	0	19	133	0	2.4	0	0	98.7	0	0	17/05/2015
Syria	306	1	2	0	303	0	4.0	0	0	84.3	1	0	89	0	0	34	55	0	3.1	0	0	88.8	0	0	16/05/2015
Tunisia	44	0	0	0	44	0	1.7	0	0	81.8	0	0	16	0	0	3	13	0	1.6	1	0	75.0	0	0	15/05/2015
U.A.E	25	0	0	0	25	0	2.4	0	0	92.0	0	0	11	0	0	0	11	0	2.6	0	0	90.9	0	0	17/05/2015
Yemen	578	0	0	0	578	0	4.8	0	0	95.0	0	0	157	0	0	37	120	0	3.2	0	0	96.2	0	0	17/05/2015
EMR	12525	342	52	52	12050	30	5.1	52	4	90.7	342	0	4246	24	0	894	3326	2	4.6	66	6	92.0	24	0	
2013	11540	336	55	2	11091	56	4.6	2	0	90.1	336	0													

* Confirmed polio cases refer to wild isolation from AFP cases or from contacts of negative index AFP cases

** Non-polio AFP per 100,000 children <15 years

Totals of the year 2013 include South Sudan that has now moved to the African Region starting October 2013

*** Adequate here refers to two stool specimens collected at least 24 hours apart, within 14 days of paralysis onset

**** AFP cases co infected with P1 and P3 are counted separately as wild isolates



World Health Organization – Regional Office for Eastern Mediterranean

AFP SURVEILLANCE

Week 20, ending 17 May 2015

18-May-15

Number 867

Table 4: Investigation of contacts of AFP cases with paralysis onset in 2015 up to Week (20/15) / Ending on : (17/05/2015)

Country	No. of AFP cases	No. of eligible AFP cases for contact sampling*	% of eligible AFP cases with contact samplings	% of eligible AFP cases with 3+ contacts	Total number of Contacts**	% of contacts under 5 years	% of contacts with specimens collected within 7 days of notification of index	% Contact specimens in lab within 3 days of collection	% Contact specimens positive for NPEV	% Contact specimens positive for Sabin like virus	No. of contacts positive for wild virus	% of wild polio virus isolation from contacts	No. of Contacts positive for VDPVs	No. of -ve index AFP cases identified positive by contact	No. of district infected from contacts
Afghanistan	1058	50	86.0	84.0	432	97.2	63.2	18.3	22.7	4.7	0	0.0		0	0
Bahrain	3	1	0.0	0.0	0						0			0	0
Djibouti	3	1	0.0	0.0	0						0			0	0
Egypt	385	53	52.8	50.9	130	81.5	57.7	97.0	9.0	1.0	0	0.0		0	0
Iran	277	11	0.0	0.0	0						0			0	0
Iraq	170	26	65.4	42.3	186	68.3	18.8	86.8	10.5	4.6	0	0.0		0	0
Jordan	39	4	0.0	0.0	18	77.8	0.0	94.4	5.6	0.0	0	0.0		0	0
Kuwait	15	2	50.0	0.0	20	60.0	80.0	100.0	5.3	5.3	0	0.0		0	0
Lebanon	33	3	33.3	33.3	38	18.4	65.8	2.9	2.9	2.9	0	0.0		0	0
Libya	22	0			0						0			0	0
Morocco	21	7	28.6	0.0	4	0.0	0.0	33.3	0.0	0.0	0	0.0		0	0
Oman	11	1	0.0	0.0	0						0			0	0
Pakistan	1553	154	76.6	71.4	454	84.1	46.7	65.0	21.7	10.1	1	0.2		1	0
Palestine	13	2	0.0	0.0	0						0			0	0
Qatar	4	1	0.0	0.0	0						0			0	0
Saudi Arabia	98	1	0.0	0.0	3	66.7	0.0				0			0	0
Somalia	116	3	66.7	33.3	342	95.3	94.7	28.8	4.9	8.1	0	0.0		0	0
Sudan	152	2	100.0	100.0	57	82.5	80.7	48.6	16.2	0.0	0	0.0		0	0
Syria	89	10	70.0	60.0	175	25.7	90.9	45.7	2.4	2.4	0	0.0		0	0
Tunisia	16	4	50.0	0.0	4	25.0	50.0	100.0	0.0	0.0	0	0.0		0	0
U.A.E.	11	1	100.0	0.0	1	100.0	0.0				0			0	0
Yemen	157	6	50.0	50.0	393	54.5	81.9	3.2	17.2	1.6	0	0.0		0	0
Grand Total 2015	4246	343	66.2	59.2	2257	75.5	66.0	41.1	14.9	5.3	1	0.1		1	0
Grand Total 2014	12525	1172	74.8	68.3	7140	77.1	72.2	39.6	17.4	4.4	19	0.3	4	8	2

* Eligible refers to AFP cases with inadequate stool specimens

Totals of the year 2013 include South Sudan that has now moved to the African Region starting October 2013

** Total number of contacts from eligible AFP cases and from other AFP cases as per with country criteria for contact sampling

Last wild contacts in EMRO, 01/01/2014 - 17/05/2015

Year	Country	Count of wild contacts	Date of Most Recent stool collection
2014	Pakistan	14	21/01/2015
	Afghanistan	4	13/11/2014
	IRQ	1	26/02/2014
2014 Total		19	21/01/2015
2015	Pakistan	1	08/02/2015
2015 Total		1	08/02/2015

Number and distribution by district of -ve index AFP cases identified as wild positive by contact in EMR, 2014 -2015

ONSETYR	COUNTRY	PROVINCE	DISTRICT	P1 Count	First case	Last case
2014	AFG	NANGARHAR	BEHSUD	1	21/10/2014	21/10/2014
			SPINBOLDAK	1	19/10/2014	19/10/2014
		KANDAHAR	KANDAHAR	1	02/09/2014	02/09/2014
	AFG Total			3	02/09/2014	21/10/2014
2014	PAK	BALOCHISTAN	QUETTA	1	30/08/2014	30/08/2014
			KHYBER PAKHTOON	NOWSHERA	1	21/12/2014
		PESHAWAR		1	16/09/2014	16/09/2014
			BANNU	1	03/03/2014	03/03/2014
		FATA	WAZIR-S	1	18/12/2014	18/12/2014
					5	03/03/2014
2014 Total				8	03/03/2014	21/12/2014
2015	PAK	KHYBER PAKHTOON	TANK	1	25/01/2015	25/01/2015
	PAK Total			1	25/01/2015	25/01/2015
2015 Total				1	25/01/2015	25/01/2015



Table 5: Laboratory investigation of AFP cases with paralysis onset in 2015 up to Week (20/15) / Ending on : (17/05/2015)

Country	Polio laboratories Sequencing performed by CDC and RIVM laboratories	AFP cases with specimens	Preliminary virus isolation results of AFP cases						Poliovirus intratypic differentiation results #									Indicators				Latest report Date					
			Referred for ITD		NPEV only	Negative	Pending		Type 1			Type 2			Type 3			Discordant pending sequence	NPEV by PCR	Non-EV	Pending ITD		% specimens positive for NPEV*	% AFP cases with culture results within 14 days	% AFP cases with ITD results within 7 days	% AFP cases with ITD results within 45 days of onset**	
			L20B+	L20B+NPEV			received < / = 14 days	received > 14 days ago	Wild	Sabin	VDPV	Wild	Sabin	VDPV	Wild	Sabin	VDPV										
Afghanistan	RRL Pakistan	1015	61	8	172	671	102	1	1	34			23			37							17%	100%	99%	100%	17/05/2015
Bahrain	PNL Oman	3				3																0%	100%		100%	12/05/2015	
Djibouti	NPL Kenya	3						3																		04/05/2015	
Egypt***	RRL Egypt	373	14	1	51	255	40	12		9		4			8				2			11%	100%	100%	98%	18/05/2015	
Iran	NPL Iran	285	5		1	251	28			3					1		1					0%	100%	100%	98%	17/05/2015	
Iraq	RRL Egypt	171	7		16	131	6	11		1		2			2			1				10%	100%	100%	100%	07/05/2015	
Jordan	RRL Tunisia	40			2	36	2															8%	100%			17/05/2015	
Kuwait	RRL Kuwait																										18/05/2015
Lebanon	RRL Egypt	34	1			24	9												1			1%	100%	100%	92%	18/05/2015	
Libya	RRL Tunisia	18				18																0%	100%		83%	15/05/2015	
Morocco	RRL Tunisia	28			1	24	3															3%	100%		96%	15/05/2015	
Oman	NPL Oman	11			1	9		1														22%	100%		100%	12/05/2015	
Pakistan	RRL Pakistan	1679	140	20	300	1070	149		22	53		50	2		58			3				18%	100%	100%	98%	17/05/2015	
Palestine & UNRWA		13				12		1														0%	0%		100%	26/04/2015	
Qatar	NPL Oman	4				3	1															0%	100%		100%	12/05/2015	
Saudi Arabia	NPL Oman	105	2		3	80	17	3										2				3%	100%	100%	67%	17/05/2015	
Somalia	NPL Kenya	116	8	4	11	78	1	14		4		1			7				2			15%	15%		100%	12/05/2015	
Sudan	RRL Egypt	108	2		12	77		17		1		1			1		1					15%	99%	100%	100%	14/04/2015	
Syria	RRL Egypt	67	4		2	51	1	9				1			2							3%	100%	100%	67%	16/04/2014	
Tunisia	RRL Tunisia	16				15	1															0%	100%		100%	15/05/2015	
U.A.E	NPL Oman	10	1		1	8				1												5%	100%	100%	80%	12/05/2015	
Yemen	RRL Egypt	120	1		22	97				1		1										15%	99%	100%	85%	18/05/2015	
Total EMR 2015		4219	246	33	595	2913	360	72	23	107	1	83	2	116	2	6	3	2	14%	97%	100%	98%					
Total EMR 2014		12290	954	93	2202	9037	2	334	339	1	169	26	344	3	18	3	16%	94%	95%	97%							

* Specimens from all sources including non-AFP cases, excluding environmental samples

** This indicator reflects surveillance and laboratory activities



Environmental surveillance initiated in **Egypt** in September 2000 showed the following:

Result	2010	2011	2012	2013	2014	2015
Negative	183	178	196	304	410	116
Pending						32
Wild			2			
VDPVP2			7	3	2	
VDPVP1			1		1	
Total	183	178	206	307	413	148

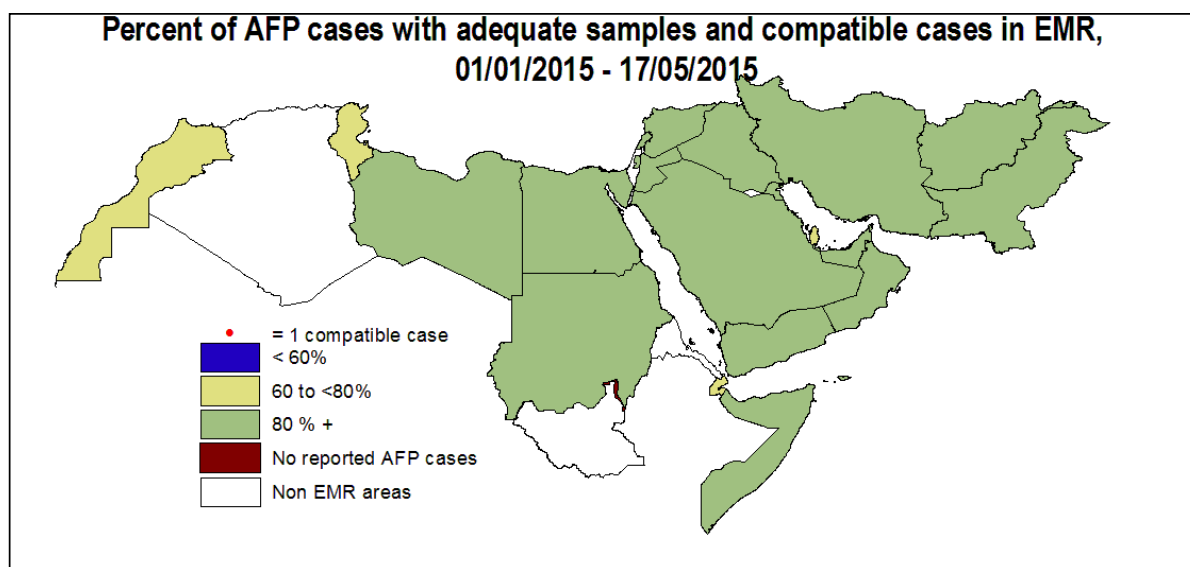

**Advance notification of aVDPV2 from Giza province
Al Wasla site collected in
February 2015**

YEA	Province	Site	Count	First date	Last Date	
2014	VDPVP2	GIZA	AL HARAM	1	30/09/2014	30/09/2014
		AL WASLA	1	04/03/2014	04/03/2014	
	VDPVP2 Total		2	04/03/2014	30/09/2014	
	VDPVP1	QALUBIA	BENHA	1	20/04/2014	20/04/2014
	VDPVP1 Total		1	20/04/2014	20/04/2014	

Environmental surveillance initiated in **Pakistan** in 2009 and **Afghanistan** in 2014 showed the following:

COUNTRY1	Status	2009	2010	2011	2012	2013	2014	2015
AFG	Negative					9	78	29
	Pending							9
	Wild						17	8
AFG Total						9	95	46
PAK	Negative	27	77	68	151	257	244	101
	Pending						1	39
	Wild	18	79	136	88	65	127	30
PAK Total		45	156	204	239	322	372	170

Year	COUNTR	SITEDIST	SITENAME	Count	Wild	First date	Last date
2015	AFG	HILMAND	BOLAN BRIDGE	2		25/01/2015	20/04/2015
			RADIO MAHALLIE	2		22/02/2015	22/03/2015
			ZARAT BAGH	1		24/01/2015	24/01/2015
		NANGARHAR	RADOR BRIDGE	1		22/02/2015	22/02/2015
			KHANDAK	1		04/01/2015	04/01/2015
		KANDAHAR	RAROBAT	1		26/01/2015	26/01/2015
	AFG Total		8		04/01/2015	20/04/2015	
	PAK	MULTAN	SURAJ MIANI	1		08/04/2015	08/04/2015
			QUETTA	JAM-E-SALFIA	1		12/01/2015
		RAWALPINDI	JATAK KILLI & TAKHTHANI BY PASS	2		28/01/2015	28/03/2015
			DHOKE DALLAL	1		10/03/2015	10/03/2015
		PESHAWAR	LARA MA	3		03/01/2015	26/02/2015
			SHAHEEN TOWN	3		10/01/2015	10/03/2015
		SUKKUR	MAKKA PUMPING STATION	2		06/01/2015	04/02/2015
			MIANI PUMPING STATION	2		05/02/2015	05/03/2015
		DIKHAN	MODC DRAIN	1		04/03/2015	04/03/2015
		KHI.GULSHAN-E-IQBAL TOWN	CHAKORA NULLA	1		13/01/2015	13/01/2015
			RASHID MINHAS RD LAY	1		02/03/2015	02/03/2015
		KABDULLAH	ARMY KAZIBA	1		01/03/2015	01/03/2015
			HADI PACKET	1		15/01/2015	15/01/2015
LAHORE		MULTAN ROAD STATION	1		19/02/2015	19/02/2015	
	OUTFALL STATION	1		12/01/2015	12/01/2015		
JACOBABAD	SADDAR PUMPING STATION	2		08/01/2015	06/02/2015		
KHI.GADAP TOWN	BALDIA COMPOSITE	2		06/01/2015	04/02/2015		
	COMPOSITE SAMPLE	1		20/01/2015	20/01/2015		
	SOHRAB GOTH	1		22/01/2015	22/01/2015		
HYDERABAD	TULSIDAS PUMPING STATION	1		03/02/2015	03/02/2015		
CDA	SABZI MANDI	1		12/01/2015	12/01/2015		
PAK Total		30		03/01/2015	08/04/2015		
2015 Total		38		03/01/2015	20/04/2015		



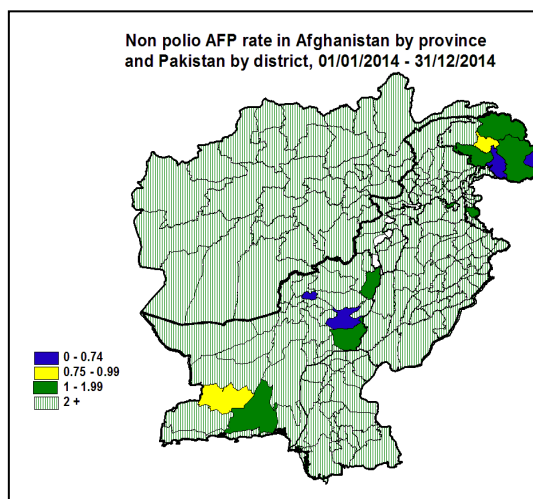
Wild polio cases by country and date of onset of paralysis in EMR, 2014-2015

Year	COUNTRY	Count	First Case	Last Case
2014	PAK	306	03/01/2014	26/12/2014
	AFG	28	14/01/2014	04/12/2014
	SOM	5	11/05/2014	11/08/2014
	IRQ	2	10/02/2014	07/04/2014
	SYR	1	21/01/2014	21/01/2014
2014 Total		342	03/01/2014	26/12/2014
2015	PAK	23	03/01/2015	20/04/2015
	AFG	1	21/01/2015	21/01/2015
2015 Total		24	03/01/2015	20/04/2015

Last reported wild Polio P3 from Pakistan with date of onset 18/04/2012

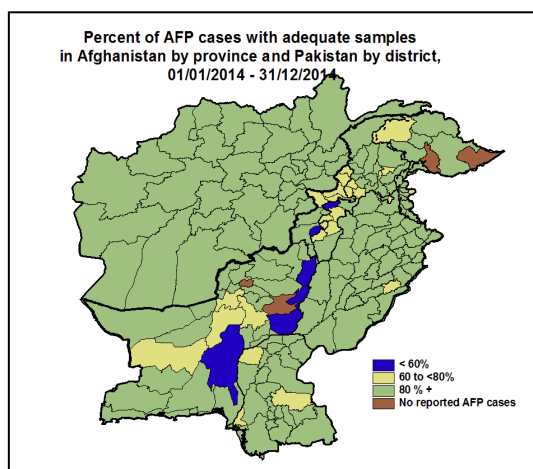


Wild Polio cases by district and date of onset of paralysis, Afghanistan 2014

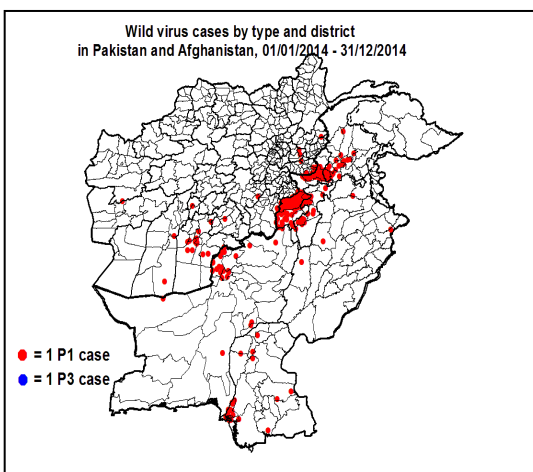


PROVINCE	DISTRICT	P1		
		Count	First case	Last case
KANDAHAR	PANJWAYI	3	18/09/2014	04/12/2014
	SPINBOLDAK	2	19/10/2014	26/11/2014
	KANDAHAR	5	01/09/2014	05/11/2014
	ZHERAY	1	20/10/2014	20/10/2014
	ARGHANDAB (K)	1	04/10/2014	04/10/2014
	SHAHWALIKOT	1	23/09/2014	23/09/2014
HILMAND	GARMSER	1	17/11/2014	17/11/2014
	NAHR-E-SARAJ	1	15/10/2014	15/10/2014
ZABUL	QALAT	1	22/10/2014	22/10/2014
NANGARHAR	BEHSUD	1	21/10/2014	21/10/2014
	ACHIN	1	15/05/2014	15/05/2014
	MUHMAND DARA	1	25/02/2014	25/02/2014
PAKTIKA	BERMEL	2	23/08/2014	29/09/2014
GHAZNI	GIRO	1	27/09/2014	27/09/2014
KHOST	TEREZAYI	1	17/06/2014	17/06/2014
FARAH	KHAK-E-SAFED	1	03/06/2014	03/06/2014
URUZGAN	DEHRAWUD	1	20/05/2014	20/05/2014
LAGHMAN	ALINGAR	2	14/01/2014	06/04/2014
KUNAR	GHAZIABAD	1	31/01/2014	31/01/2014
Grand Total		28	14/01/2014	04/12/2014

Wild Polio cases by district and date of onset of paralysis, Pakistan 2014



PROVINCE	DISTRICT	Count	First case	Last case	
BALOCHISTAN	JAFARABAD	1	26/12/2014	26/12/2014	
	KABDULAH	13	02/07/2014	18/12/2014	
	CHAGHAI	1	13/12/2014	13/12/2014	
	PISHIN	1	26/11/2014	26/11/2014	
	NSIRABAD	1	20/11/2014	20/11/2014	
	QUETTA	5	03/08/2014	11/11/2014	
	KSAIFULAH	1	06/11/2014	06/11/2014	
	KHUZDAR	1	23/10/2014	23/10/2014	
	ZHOB	1	29/09/2014	29/09/2014	
	KHYBER PAKHTOON	NOWSHERA	4	06/09/2014	21/12/2014
		PESHAWAR	29	31/01/2014	02/12/2014
		KOHAT	1	19/11/2014	19/11/2014
		SWAT	2	03/11/2014	14/11/2014
		TANK	7	29/07/2014	03/11/2014
KARAK		1	02/11/2014	02/11/2014	
CHARSADA		1	16/10/2014	16/10/2014	
MARDAN		5	15/06/2014	10/10/2014	
LAKKIMRWT		3	24/06/2014	22/09/2014	
BUNIR		3	17/08/2014	13/09/2014	
TORGHAR		1	06/09/2014	06/09/2014	
BANNU	11	26/01/2014	30/07/2014		
SINDH	NFEROZ	1	21/12/2014	21/12/2014	
	LARKANA	1	04/12/2014	04/12/2014	
	SANGHAR	2	24/06/2014	29/11/2014	
	SHIKARPUR	1	28/10/2014	28/10/2014	
	KHISITE	2	04/05/2014	26/10/2014	
	KHIBINQASIM	2	30/08/2014	22/10/2014	
	BADIN	1	13/10/2014	13/10/2014	
	KHIKORANGI	2	27/09/2014	01/10/2014	
	DADU	1	26/09/2014	26/09/2014	
	KHIGADAP	10	26/03/2014	20/09/2014	
	KHILIAQAT	1	01/09/2014	01/09/2014	
	KHIORANGI	2	30/03/2014	17/08/2014	
	KHILANDHI	2	06/06/2014	08/07/2014	
	KHINORTH	1	20/06/2014	20/06/2014	
	KHIBALDIA	1	10/02/2014	10/02/2014	
PUNJAB	DGKHAN	1	20/12/2014	20/12/2014	
	SHEIKUPURA	1	18/09/2014	18/09/2014	
	BHAKKAR	1	16/08/2014	16/08/2014	
	CHAKWAL	1	07/07/2014	07/07/2014	
FATA	WAZIR-S	24	12/02/2014	18/12/2014	
	KHYBER	76	12/01/2014	17/12/2014	
	FR BANNU	9	14/02/2014	22/11/2014	
	WAZIR-N	70	03/01/2014	16/09/2014	
Grand Total		306	03/01/2014	26/12/2014	





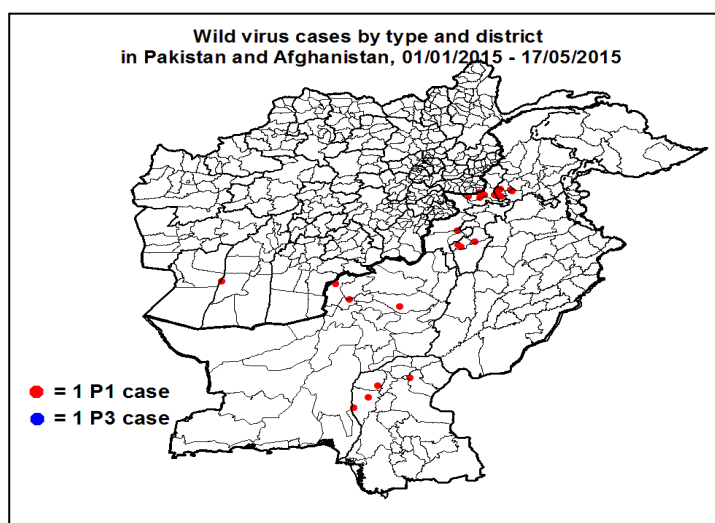
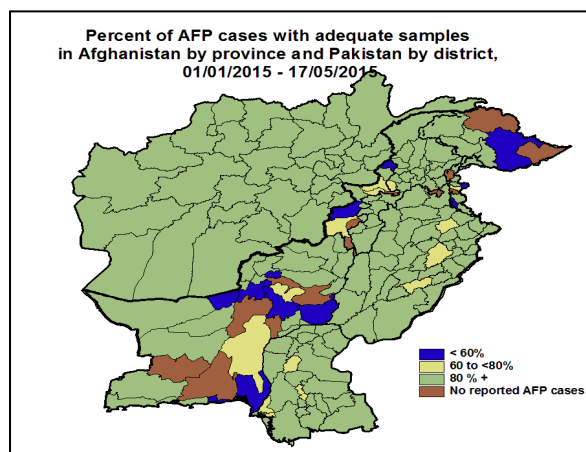
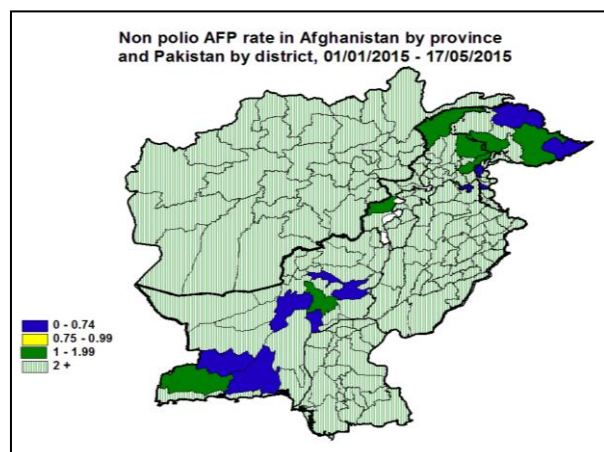
World Health Organization – Regional Office for Eastern Mediterranean

AFP SURVEILLANCE

Week 20, ending 17 May 2015

18-May-15

Number 867

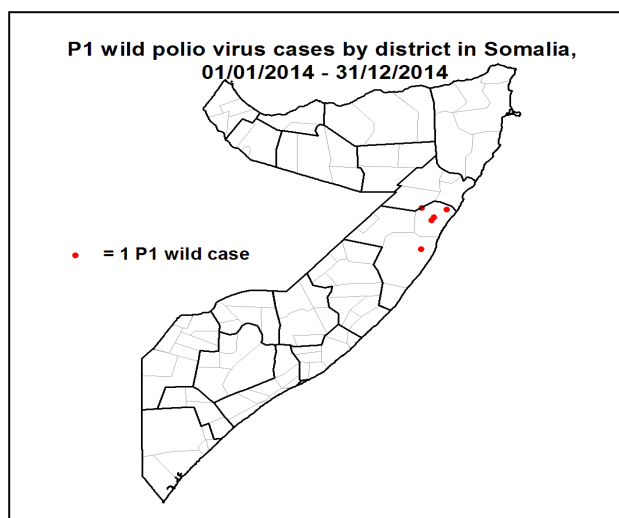
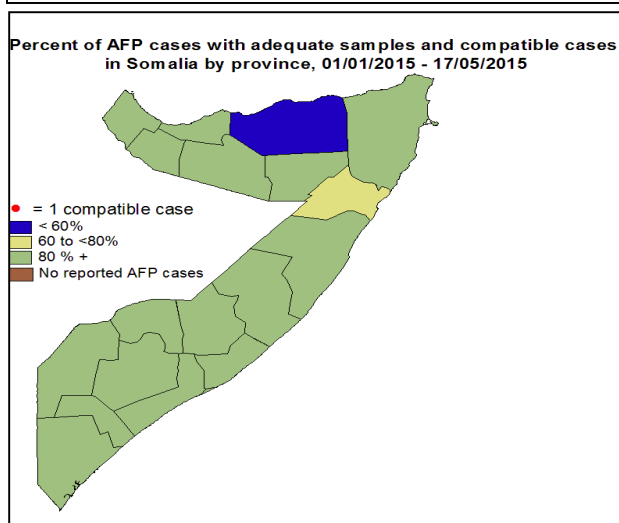
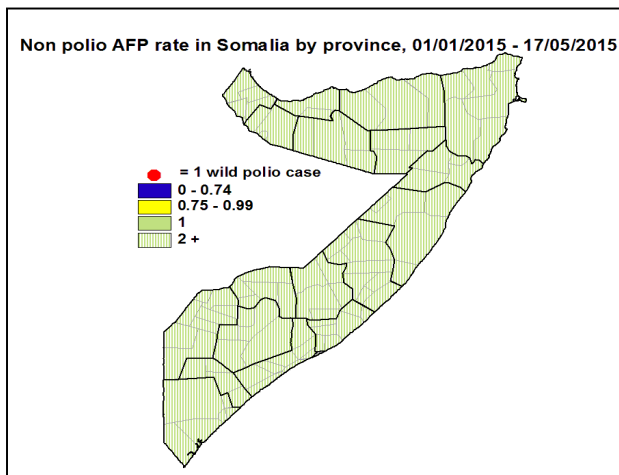


Wild Polio cases by district and date of onset of paralysis, Afghanistan 2015

PROVINCE	DISTRICT	P1 Count	First case	Last case
HILMAND	REG	1	21/01/2015	21/01/2015
Grand Total		1	21/01/2015	21/01/2015

Wild Polio cases by district and date of onset of paralysis, Pakistan 2015

PROVINCE	DISTRICT	Count	First case	Last case
KHYBER PAKHTOON	CHARSADA	1	20/04/2015	20/04/2015
	PESHAWAR	5	17/01/2015	29/03/2015
	TANK	2	03/01/2015	25/01/2015
	LAKKIMRWT	1	07/01/2015	07/01/2015
	NOWSHERA	1	05/01/2015	05/01/2015
FATA	KHYBER	5	05/01/2015	24/02/2015
	WAZIR-S	1	07/01/2015	07/01/2015
BALOCHISTAN	QUETTA	1	20/02/2015	20/02/2015
	LORALAI	1	09/02/2015	09/02/2015
	KABDULAH	1	03/02/2015	03/02/2015
SINDH	DADU	2	10/02/2015	19/02/2015
	SUKKUR	1	13/02/2015	13/02/2015
	KAMBAR	1	04/01/2015	04/01/2015
Grand Total		23	03/01/2015	20/04/2015



Wild Polio cases by district and date of onset of paralysis, Somalia 2014					
			P1		
Year	PROVINCE	DISTRICT	Count	First case	Last case
2014	MUDUG	HOBYO	1	11/08/2014	11/08/2014
		JARIBAN	4	11/05/2014	03/06/2014
2014 Total			5	11/05/2014	11/08/2014



**Circulating VDPV cases and date of onset of paralysis in EMR countries by districts
2014 - 2015**

Year	COUNTRY	PROVINCE	DISTRICT	cVDPV2				
				Count	First Case	Last Case		
2014	PAK	SINDH	KHIGADAP	1	13/12/2014	13/12/2014		
		FATA	KHYBER	3	27/05/2014	15/11/2014		
			FR BANNU	8	24/01/2014	27/05/2014		
			WAZIR-N	7	03/01/2014	12/04/2014		
			KHYBER PAKHTOON	PESHAWAR	1	01/08/2014	01/08/2014	
		LAKKIMRWT		1	08/05/2014	08/05/2014		
		BANNU		1	03/05/2014	03/05/2014		
		PAK Total				22	03/01/2014	13/12/2014
		2014 Total				22	03/01/2014	13/12/2014

In 2014, 1 AFP case in Pakistan was identified as VDPV by contact
 In 2014, 1 AFP case in Pakistan from Khyber district, FATA province with date of onset 27/05/2014 was identified as WPV1 & cVDPV2.
 The case is classified as wild and reflected in page-2- table (3), pages 6 & 7 of the polio fax. Accordingly final number of cVDPV cases in Pakistan for 2014 is (22)