



AFP SURVEILLANCE

22-Dec-14

Week 51, ending 21 December 2014

Number 846

Table 1: Acute Flaccid Paralysis (AFP) cases by week of onset

Country	Reported AFP cases by week of onset - Week (51/14) / Ending on : 22/12/14														
	Total AFP 2012	Total AFP 2013	Total AFP to date, 2014	W 40 01 Oct 14	W 41 12 Oct 14	W 42 19 Oct 14	W 43 26 Oct 14	W 44 02 Nov 14	W 45 09 Nov 14	W 46 16 Nov 14	W 47 23 Nov 14	W 48 30 Nov 14	W 49 07 Dec 14	W 50 14 Dec 14	W 51 21 Dec 14
Afghanistan	1829	1897	2289	32	52	64	56	49	42	44	44	38	52	35	7
Bahrain	19	12	15	0	0	1	0	0	0	0	0	0	0	0	0
Djibouti	6	7	3	0	0	0	0	0	0	0	0	0	0	1	0
Egypt	1022	1007	947	8	17	17	13	22	21	22	15	19	27	18	4
Iran	689	708	697	9	22	12	15	11	9	14	11	14	7	1	
Iraq	467	444	552	6	10	4	6	4	10	14	11	14	4	0	
Jordan ****	34	35	56	0	2	1	3	3	0	4	5	2	3	2	
Kuwait	36	39	30	1	0	0	1	1	2	1	0	0	2	1	0
Lebanon ****	24	33	41	1	1	1	1	2	1	1	2	1	1	0	
Libya	42	58	43	0	1	1	0	1	0	0	1	1	0	1	
Morocco	81	106	96	0	1	1	2	3	2	2	2	2	1	0	
Oman	31	20	31	0	1	1	1	1	0	0	3	1	0	2	0
Pakistan	5036	4790	4609	105	88	91	92	84	84	87	49	36	22	4	0
Palestine ****	21	38	21	0	0	0	1	0	2	1	0	0	1	0	0
Qatar	13	8	7	1	0	1	0	0	0	0	0	0	0	0	
Saudi Arabia	227	220	201	2	5	5	3	3	9	6	7	4	4	1	0
Somalia	148	546	399	6	10	2	6	9	5	9	8	10	4	2	
Sudan	384	410	417	2	11	11	18	12	7	4	9	3	7	1	0
South Sudan	326	294	0	South Sudan has now moved to the African Region starting October 2013											
Syria ****	109	180	220	0	8	8	6	2	1	1	3	4	3	0	
Tunisia	61	43	41	0	5	2	0	1	0	0	0	0	0	1	
U.A.E	40	31	23	0	1	0	1	1	1	2	0	0	1	0	0
Yemen	475	614	525	9	13	12	14	14	12	17	7	15	5	0	
Total EMR	11120	11540	11263	182	248	235	239	223	208	229	177	164	144	70	11

No data = No report received

Table 2: Confirmed polio cases by month of onset

Country	Total year 2012	Total year 2013	21/12		Confirmed polio cases by month of onset											
			2013	2014	January 2014	February 2014	March 2014	April 2014	May 2014	June 2014	July 2014	August 2014	September 2014	October 2014	November 2014	December 2014
Afghanistan	37	14	14	26	2	1	0	1	2	2	0	1	7	7	3	
Bahrain	0	0	0	0	0	0	0	0	0	0	0	0	0	0	0	
Djibouti	0	0	0	0	0	0	0	0	0	0	0	0	0	0	0	
Egypt	0	0	0	0	0	0	0	0	0	0	0	0	0	0	0	
Iran	0	0	0	0	0	0	0	0	0	0	0	0	0	0	0	
Iraq	0	0	0	2	0	1	0	1	0	0	0	0	0	0	0	
Jordan ****	0	0	0	0	0	0	0	0	0	0	0	0	0	0	0	
Kuwait	0	0	0	0	0	0	0	0	0	0	0	0	0	0	0	
Lebanon ****	0	0	0	0	0	0	0	0	0	0	0	0	0	0	0	
Libya	0	0	0	0	0	0	0	0	0	0	0	0	0	0	0	
Morocco	0	0	0	0	0	0	0	0	0	0	0	0	0	0	0	
Oman	0	0	0	0	0	0	0	0	0	0	0	0	0	0	0	
Pakistan	58	93	87	291	17	18	14	17	16	18	30	40	49	30	40	2
Palestine ****	0	0	0	0	0	0	0	0	0	0	0	0	0	0	0	
Qatar	0	0	0	0	0	0	0	0	0	0	0	0	0	0	0	
Saudi Arabia	0	0	0	0	0	0	0	0	0	0	0	0	0	0	0	
Somalia	0	194	194	5	0	0	0	0	2	2	0	1	0	0	0	
Sudan	0	0	0	0	0	0	0	0	0	0	0	0	0	0	0	
South Sudan	0	0	0	0												
Syria ****	0	35	34	1	1	0	0	0	0	0	0	0	0	0	0	
Tunisia	0	0	0	0	0	0	0	0	0	0	0	0	0	0	0	
U.A.E	0	0	0	0	0	0	0	0	0	0	0	0	0	0	0	
Yemen	0	0	0	0	0	0	0	0	0	0	0	0	0	0	0	
Total EMR	95	336	329	325	20	20	14	19	20	22	30	42	56	37	43	2

**** UNRWA cases are included with those of country of residence



World Health Organization – Regional Office for Eastern Mediterranean

AFP SURVEILLANCE

22-Dec-14

Week 51, ending 21 December 2014

Number 846

Table 3: Investigation of AFP cases with paralysis onset in 2013 & 2014 up to Week (51/14) / Ending on : (21/12/2014)

COUNTRY	2013											2014											Latest line List Date		
	AFP									Specimen	Wild cases ****		AFP									Specimen		Wild cases ****	
	Total AFP cases onset 2013	Case classification					Non polio AFP rate **	AFP cases pending classification > 90 days from onset of paralysis	AFP cases pending classification and lab > 90 days from onset of paralysis	% with *** adequate specimens	Wild P1 Poliovirus	Wild P3 Poliovirus	Total AFP cases onset 2014	Case classification					Annualized Non polio AFP rate **	AFP cases pending classification > 90 days from onset of paralysis	AFP cases pending classification and lab > 90 days from onset of paralysis	% with *** adequate specimens		Wild P1 Poliovirus	Wild P3 Poliovirus
		Total Confirmed Polio Cases *	Polio Compatible	Pending Classification	Discarded (non polio AFP)	VDPV								Total Confirmed Polio Cases *	Polio Compatible	Pending Classification	Discarded (non polio AFP)	VDPV							
Afghanistan	1897	14	4	0	1875	4	9.9	0	0	93.0	14	0	2289	26	4	158	2101	0	12.3	5	0	93.0	26	0	21/12/2014
Bahrain	12	0	0	0	12	0	4.4	0	0	91.7	0	0	15	0	0	1	14	0	5.7	0	0	100.0	0	0	21/12/2014
Djibouti	7	0	0	2	5	0	2.4	2	0	85.7	0	0	3	0	0	3	0	1.0	2	1	66.7	0	0	21/12/2014	
Egypt	1007	0	0	0	1007	0	3.0	0	0	92.5	0	0	947	0	0	91	855	1	2.9	3	0	91.1	0	0	18/12/2014
Iran	708	0	0	0	707	1	4.0	0	0	95.8	0	0	697	0	0	102	593	2	4.0	4	0	96.1	0	0	20/12/2014
Iraq	444	0	0	0	444	0	3.1	0	0	84.2	0	0	552	2	0	20	530	0	3.9	6	0	89.3	2	0	18/12/2014
Jordan	35	0	0	0	35	0	1.4	0	0	91.4	0	0	56	0	0	25	31	0	2.3	0	0	96.4	0	0	17/12/2014
Kuwait	39	0	0	0	39	0	5.1	0	0	94.9	0	0	30	0	0	3	27	0	3.7	0	0	93.3	0	0	21/12/2014
Lebanon	33	0	0	0	33	0	2.2	0	0	45.5	0	0	41	0	0	7	34	0	2.2	2	0	70.7	0	0	19/12/2014
Libya	58	0	0	0	58	0	2.8	0	0	93.1	0	0	43	0	0	4	39	0	2.1	0	0	95.3	0	0	20/12/2014
Morocco	106	0	0	0	106	0	1.0	0	0	73.6	0	0	96	0	0	30	66	0	1.0	19	1	70.8	0	0	14/12/2014
Oman	20	0	0	0	20	0	2.5	0	0	95.0	0	0	31	0	0	2	29	0	4.0	0	0	93.5	0	0	21/12/2014
Pakistan	4790	93	24	0	4625	48	6.0	0	0	88.7	93	0	4609	291	18	315	3961	25	5.7	182	20	89.4	291	0	21/12/2014
Palestine	38	0	0	0	38	0	2.2	0	0	94.7	0	0	21	0	0	5	16	0	1.3	0	0	90.5	0	0	21/12/2014
Qatar	8	0	0	0	8	0	3.4	0	0	100.0	0	0	7	0	0	0	7	0	2.4	0	0	100.0	0	0	14/12/2014
Saudi Arabia	220	0	0	0	220	0	2.4	0	0	96.4	0	0	201	0	0	46	155	0	2.2	0	0	97.5	0	0	21/12/2014
Somalia	546	194	15	0	336	1	6.4	0	0	86.8	194	0	399	5	0	28	366	0	7.2	4	0	96.5	5	0	19/12/2014
Sudan	410	0	0	0	409	1	2.6	0	0	97.6	0	0	417	0	0	11	406	0	2.6	0	0	97.4	0	0	21/12/2014
South Sudan	294	0	0	0	294	0	3.5	0	0	93.5	0	0	South Sudan has now moved to African Region starting October 2013											02/07/2014	
Syria	180	35	12	0	133	0	1.7	0	0	67.2	35	0	220	1	1	8	210	0	3.0	1	0	89.1	1	0	18/12/2014
Tunisia	43	0	0	0	43	0	1.6	0	0	74.4	0	0	41	0	0	2	39	0	1.6	1	0	82.9	0	0	19/12/2014
U.A.E	31	0	0	0	31	0	3.1	0	0	100.0	0	0	23	0	0	4	19	0	2.2	0	0	91.3	0	0	21/12/2014
Yemen	614	0	0	0	613	1	5.1	0	0	91.4	0	0	525	0	0	60	465	0	4.5	1	0	95.4	0	0	14/12/2014
EMR	11540	336	55	2	11091	56	4.6	2	0	90.1	336	0	11263	325	23	925	9963	28	4.5	230	22	91.5	325	0	
2012	11120	95	15	0	10973	40	4.5	0	0	90.6	93 #	3 #													

* Confirmed polio cases refer to wild isolation from AFP cases or from contacts of negative index AFP cases

** Non-polio AFP per 100,000 children <15 years

*** Adequate here refers to two stool specimens collected at least 24 hours apart, within 14 days of paralysis onset

**** AFP cases co infected with P1 and P3 are counted separately as wild isolates

In 2012, 1 AFP case in Pakistan had co infection P1 & P3 from 2 contacts P1 & P3



World Health Organization – Regional Office for Eastern Mediterranean

AFP SURVEILLANCE

Week 51, ending 21 December 2014

22-Dec-14

Number 846

Table 4: Investigation of contacts of AFP cases with paralysis onset in 2014 up to Week (51/14) / Ending on : (21/12/2014)

Country	No. of AFP cases	No. of eligible AFP cases for contact sampling*	% of eligible AFP cases with contact samplings	% of eligible AFP cases with 3+ contacts	Total number of Contacts* *	% of contacts under 5 years	% of contacts with specimens collected within 7 days of notification of index	% Contact specimens in lab within 3 days of collection	% Contact specimens positive for NPEV	% Contact specimens positive for Sabin like virus	No. of contacts positive for wild virus	% of wild polio virus isolation from contacts	No. of Contacts positive for VDPVs	No. of -ve index AFP cases identified positive by contact	No. of district identified infected from contacts
Afghanistan	2289	160	87.5	87.5	1107	95.8	67.0	28.9	26.1	5.6	4	0.4		3	2
Bahrain	15	0			0						0			0	0
Djibouti	3	1	100.0	0.0	1	0.0	100.0				0			0	0
Egypt	947	93	71.0	71.0	353	81.6	55.2	99.1	16.4	0.3	0	0.0		0	0
Iran	697	27	92.6	88.9	167	72.5	43.7	62.9	2.4	4.8	0	0.0		0	0
Iraq	552	59	69.5	45.8	216	65.7	13.0	76.4	12.5	5.8	1	0.5		0	0
Jordan	56	2	0.0	0.0	0						0			0	0
Kuwait	30	2	100.0	100.0	60	41.7	85.0	100.0	3.4	3.4	0	0.0		0	0
Lebanon	41	12	75.0	58.3	26	26.9	73.1	27.3	9.1	9.1	0	0.0		0	0
Libya	43	2	50.0	0.0	2	100.0	100.0	0.0	0.0	0.0	0	0.0		0	0
Morocco	96	28	42.9	39.3	62	38.7	53.2	51.9	5.6	0.0	0	0.0		0	0
Oman	31	2	0.0	0.0	32	84.4	68.8	100.0	21.9	6.3	0	0.0		0	0
Pakistan	4609	487	71.9	66.5	1312	88.3	58.6	65.9	26.3	5.6	11	0.9	4	3	0
Palestine	21	2	0.0	0.0	0						0			0	0
Qatar	7	0			0						0			0	0
Saudi Arabia	201	5	100.0	80.0	16	75.0	18.8	100.0	0.0	0.0	0	0.0		0	0
Somalia	399	14	85.7	78.6	1170	91.3	96.8	20.5	10.5	4.8	0	0.0		0	0
Sudan	417	11	100.0	100.0	208	81.7	58.7	44.6	5.6	2.3	0	0.0		0	0
South Sudan	South Sudan has now moved to African Region starting October 2013														
Syria	220	24	62.5	20.8	304	30.9	86.8	51.7	4.7	3.3	0	0.0		0	0
Tunisia	41	7	57.1	0.0	16	25.0	43.8	80.0	6.7	0.0	0	0.0		0	0
U.A.E.	23	2	0.0	0.0	0						0			0	0
Yemen	525	24	95.8	91.7	1463	56.2	81.1	10.8	15.7	3.1	0	0.0		0	0
Grand Total 2014	11263	964	74.4	67.8	6515	77.1	71.4	40.6	17.3	4.3	16	0.3	4	6	2
Grand Total 2013	11540	1153	77.3	71.6	8053	79.5	73.7	37.8	17.1	5.9	316	4.3	2	57	20

* Eligible refers to AFP cases with inadequate stool specimens

** Total number of contacts from eligible AFP cases and from other AFP cases as per with country criteria for contact sampling

Last wild contacts in EMRO, 01/01/2013- 21/12/2014

Year	Country	Count of wild contacts	Date of Most Recent stool collection
2013	Syria	3	04/02/2014
	Afghanistan	1	01/01/2014
	Pakistan	7	21/12/2013
	Somalia	305	30/11/2013
2013 Total		316	04/02/2014
2014	Afghanistan	4	13/11/2014
	Pakistan	11	29/10/2014
	IRQ	1	26/02/2014
2014 Total		16	13/11/2014

Number and distribution by district of -ve index AFP cases identified as wild positive by contact in EMR, 2014

COUNTRY	PROVINCE	DISTRICT	P1 Count	First case	Last case
AFG	NANGARHAR	BEHSUD	1	21/10/2014	21/10/2014
		KANDAHAR	1	02/09/2014	02/09/2014
		SPINBOLDAK	1	19/10/2014	19/10/2014
AFG Total			3	02/09/2014	21/10/2014
PAK	BALOCHISTAN	QUETTA	1	30/08/2014	30/08/2014
		PESHAWAR	1	16/09/2014	16/09/2014
		BANNU	1	03/03/2014	03/03/2014
PAK Total			3	03/03/2014	16/09/2014
Grand Total			6	03/03/2014	21/10/2014



Table 5: Laboratory investigation of AFP cases with paralysis onset in 2014 up to Week (51/14) / Ending on : (21/12/2014)

Country	Polio laboratories Sequencing performed by CDC and RIVM laboratories	AFP cases with specimens	Preliminary virus isolation results of AFP cases						Poliovirus intratypic differentiation results #											Indicators				Latest report Date			
			Referred for ITD		NPEV only	Negative	Pending		Type 1			Type 2			Type 3			Discordant pending sequence	NPEV by PCR	Non-EV	Pending ITD	% specimens positive for NPEV*	% AFP cases with culture results within 14 days		% AFP cases with ITD results within 7 days	% AFP cases with ITD results within 45 days of onset**	
			L20B+	L20B+/NPEV			received < / = 14 days	received > 14 days ago	Wild	Sabin	VPV	Wild	Sabin	VPV	Wild	Sabin	VPV										
Afghanistan	RRL Pakistan	2243	157	15	463	1531	76	1	23	79			27			71		1	2				20%	96%	94%	98%	20/12/2014
Bahrain	PNL Oman	15			6	9																40%	100%		93%	15/12/2014	
Djibouti	NPL Kenya	3					1	2																		21/12/2014	
Egypt***	RRL Egypt	916	31	10	157	677	28	13		18			9	1	16		2	6	1	1		16%	99%	98%	99%	18/12/2014	
Iran	NPL Iran	722	11		13	678	20			3	1		3	1	3							2%	100%	100%	99%	20/12/2014	
Iraq	RRL Egypt	551	29		79	438	4	1	2	13			5		17							14%	100%	100%	80%	18/12/2014	
Jordan	RRL Tunisia	59			4	48	8															9%	100%			21/12/2014	
Kuwait	RRL Kuwait	23			2	21																5%	52%		78%	18/12/2014	
Lebanon	RRL Egypt	44	2		1	39	2			1			1									3%	100%	100%	90%	18/12/2014	
Libya	RRL Tunisia	41			3	38																7%	100%		95%	19/12/2014	
Morocco	RRL Tunisia	85	2		8	73	2			2			2		2							9%	100%	50%	94%	19/12/2014	
Oman	NPL Oman	29	1		3	25				1												15%	100%	100%	100%	15/12/2014	
Pakistan	RRL Pakistan	4958	558	56	1088	3141	115	1	288	142			95	22	143		4	6		1		20%	97%	95%	97%	20/12/2014	
Palestine & UNRWA		21			4	16	1															20%	0%		95%	21/12/2014	
Qatar	NPL Oman	7				7																0%	100%		100%	15/12/2014	
Saudi Arabia	NPL Oman	209	1		5	168	14	21							1							3%	99%	100%	100%	18/12/2014	
Somalia	NPL Kenya	399	34		51	290	6	18	5	19					19							14%	7%		94%	19/12/2014	
Sudan	RRL Egypt	414	6		56	342	10						6		4			1				11%	95%	100%	100%	21/12/2014	
South Sudan	NPL Kenya	South Sudan has moved to AFRO Region starting October 2013																					02/07/2014				
Syria	RRL Egypt	202	15		6	178		3	1	5			6		8		3					4%	99%	100%	70%	27/11/2014	
Tunisia	RRL Tunisia	41			2	39																6%	100%		98%	19/12/2014	
U.A.E	NPL Oman	18			1	17																6%	100%		83%	15/12/2014	
Yemen	RRL Egypt	530	30	5	88	394	11	1		17			10		18			2	2			16%	97%	100%	99%	18/12/2014	
Total EMR 2014		11530	877	86	2040	8169	298	61	319	300	1		164	24	302		10	17	3	2		16%	94%	95%	97%		
Total EMR 2013		11357	826	56	1815	8656			271	285			144	56	274	1	4	16	12			15%	92%	98%	96%		

* Specimens from all sources including non-AFP cases, excluding environmental samples

** This indicator reflects surveillance and laboratory activities

Total wild P1 cases for Syria in 2013 is 35 cases
Table (5) in Polio Fax reflecting lab data is only showing 27 wild cases as the over 8 cases were cross notified and not processed in National Polio Lab of Syria



Environmental surveillance initiated in **Egypt** in September 2000 showed the following:

Result	2010	2011	2012	2013	2014
Negative	183	178	196	304	320
Pending					41
Wild			2		
VDPVP2			7	3	1
VDPVP1			1		1
Sabin	233	270	205	165	16
Total	416	448	411	472	379

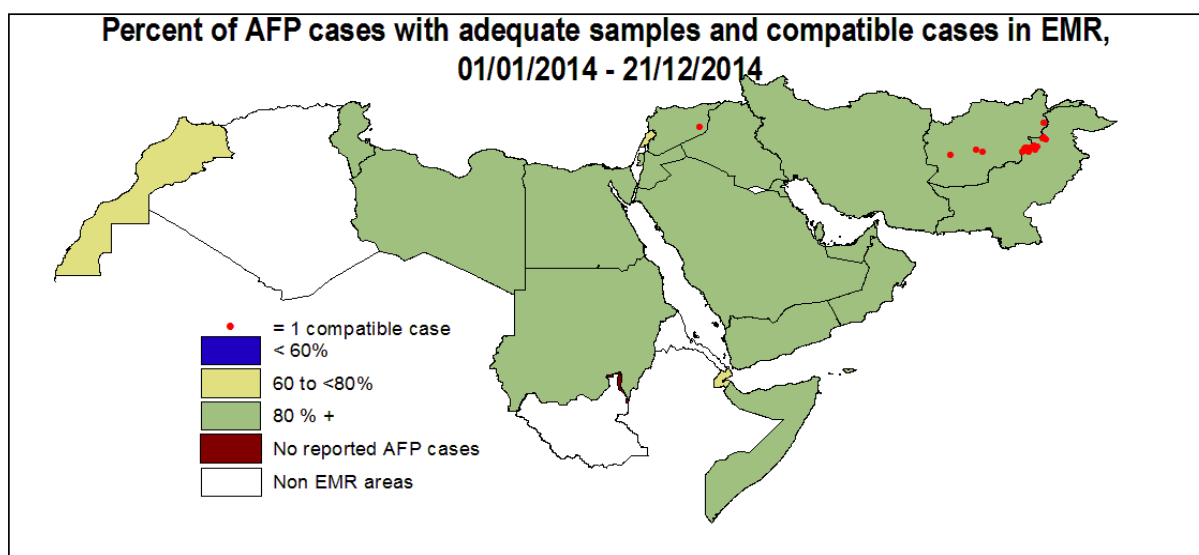
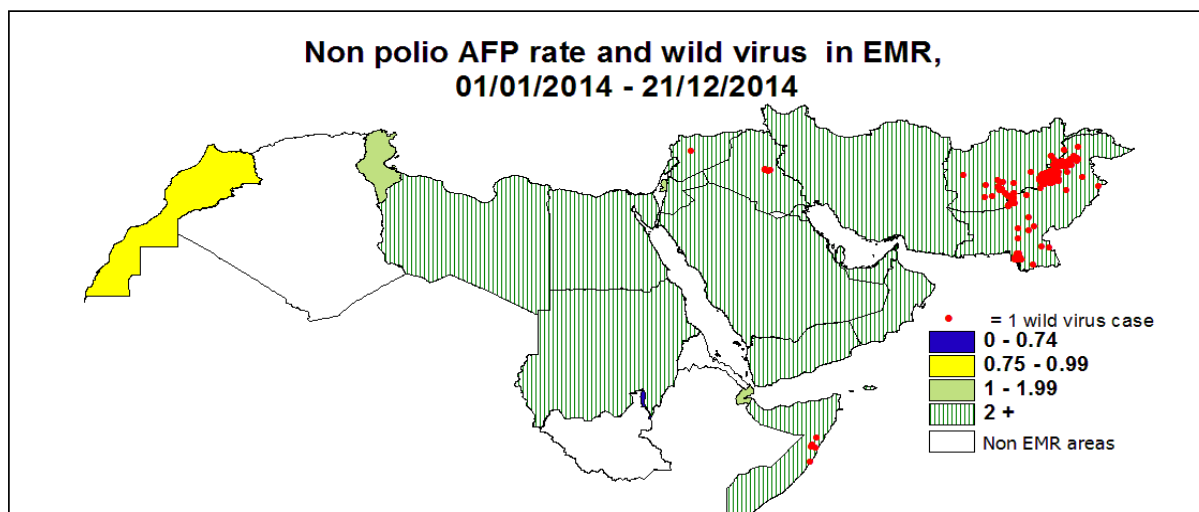
YEA	Province	Site	Count	First date	Last Date	
2013	CAIRO	AL HAGGANA 2	1	08/01/2013	08/01/2013	
		FAYOUM	1	14/04/2013	14/04/2013	
		MINYA	1	04/03/2013	04/03/2013	
	VDPVP2 Total			3	08/01/2013	14/04/2013
2014	GIZA	AL WASLA	1	04/03/2014	04/03/2014	
		VDPVP2 Total			1	04/03/2014
	QALUBIA	BENHA	1	20/04/2014	20/04/2014	
		VDPVP1 Total			1	20/04/2014

Year	Result	Site	Count	First Date	Last Date
2013	Wild P1	Gaza Rafah - Tel Sultan	4	18/08/13	17/11/13
		West Bank - Tulkarem	1	30/06/13	30/06/13
		West Bank - Hebron	1	01/09/13	01/09/13
		West Bank - Salfit	1	01/09/13	01/09/13
2014	Wild P1	Gaza Rafah -Sheik Ajlun	1	05/01/14	05/01/14

Environmental surveillance initiated in **Pakistan** in 2009 and **Afghanistan** in 2014 showed the following:

COUNTRY1	Status	2009	2010	2011	2012	2013	2014
AFG	Negative					9	69
	pending						7
	Wild						10
AFG Total						9	86
PAK	Negative	27	77	68	150	256	242
	pending						28
	Wild	18	79	136	89	66	93
PAK Total		45	156	204	239	322	363

Year	COUNTRY	SITEDIST	SITENAME	Count Wild	First date	Last date	
2014	AFG	KANDAHAR	KHANDAK	3	25/08/2014	21/10/2014	
			RAROBAT	3	21/07/2014	21/10/2014	
				1	20/10/2014	20/10/2014	
		HILMAND	RADIO MAHALLIE	1	20/10/2014	20/10/2014	
				2	20/07/2014	23/11/2014	
	AFG Total				10	20/07/2014	23/11/2014
	PAK	KHI.BALDIA TOWN	SAJJAN GOTH		2	27/01/2014	17/07/2014
					4	08/01/2014	11/11/2014
		KHI.GADAP TOWN	BALDIA COMPOSITE		8	10/01/2014	21/10/2014
					6	22/01/2014	21/11/2014
		KHI.GULSHAN-E-IQBAL TOWN	CHAKORA NULLA		4	04/02/2014	05/08/2014
					7	17/01/2014	16/07/2014
					2	05/05/2014	05/08/2014
		LAHORE	GULSHAN RAVI STATION		1	18/11/2014	18/11/2014
					14	12/04/2014	12/11/2014
					2	05/05/2014	05/08/2014
		PESHAWAR	LARA MA		6	25/01/2014	24/11/2014
					9	10/01/2014	10/11/2014
		RAWALPINDI	SAFDAR ABAD		3	28/01/2014	10/11/2014
					3	21/05/2014	10/11/2014
		QUETTA	JAM-E-SALFIA		2	12/10/2014	12/11/2014
					4	31/03/2014	28/08/2014
					3	20/03/2014	20/09/2014
		MULTAN	ALI TOWN		1	19/07/2014	19/07/2014
				1	29/09/2014	29/09/2014	
SUKKUR	MIANI PUMPING STATION	1	05/06/2014	05/06/2014			
HYDERABAD	TULSIDAS PUMPING STATION	5	06/05/2014	03/09/2014			
JACOBABAD	SADDAR PUMPING STATION	3	15/08/2014	11/11/2014			
KABDULLAH	ARMY KAZIBA		2	01/10/2014	01/11/2014		
			2	15/10/2014	15/11/2014		
PAK Total				93	08/01/2014	24/11/2014	
2014 Total				103	08/01/2014	24/11/2014	



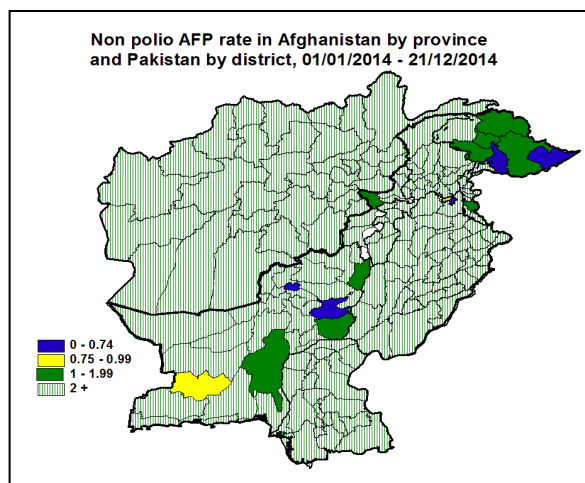
Wild polio cases by country and date of onset of paralysis in EMR, 2013-2014

Year	COUNTRY	P1			
		Count	First Case	Last Case	
2013	AFG	14	31/01/2013	20/12/2013	
	PAK	93	14/01/2013	31/12/2013	
	SOM	194	17/04/2013	20/12/2013	
	SYR	35	14/07/2013	28/12/2013	
2013 Total		336	14/01/2013	31/12/2013	
2014	AFG	26	14/01/2014	26/11/2014	
	IRQ	2	10/02/2014	07/04/2014	
	PAK	291	03/01/2014	04/12/2014	
	SOM	5	11/05/2014	11/08/2014	
	SYR	1	21/01/2014	21/01/2014	
2014 Total		325	03/01/2014	04/12/2014	

Last reported wild Polio P3 from Pakistan with date of onset 18/04/2012

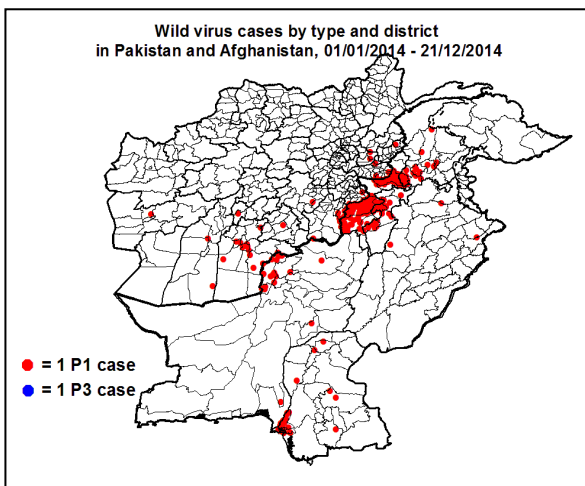
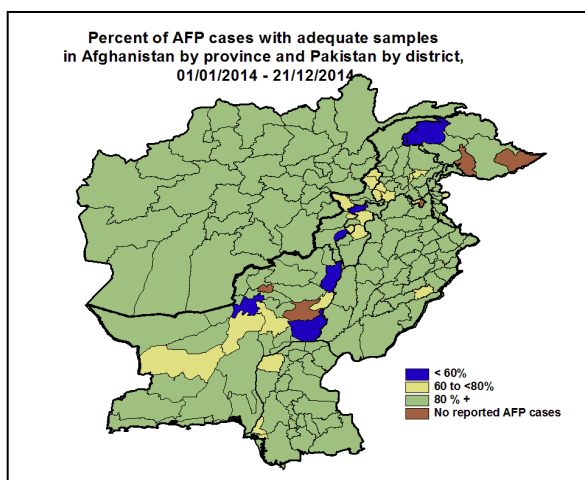


Wild Polio cases by district and date of onset of paralysis, Afghanistan 2014

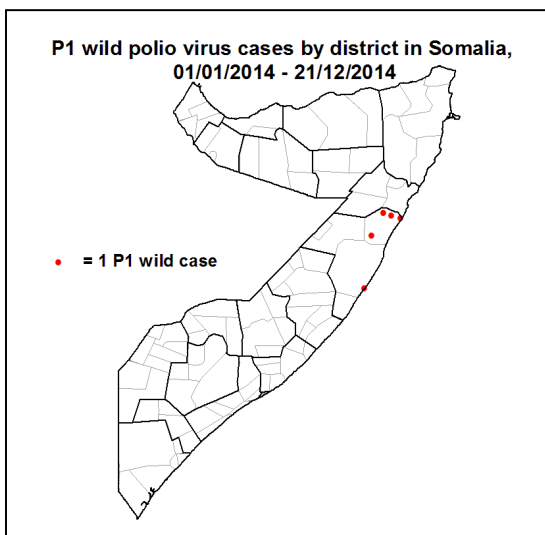
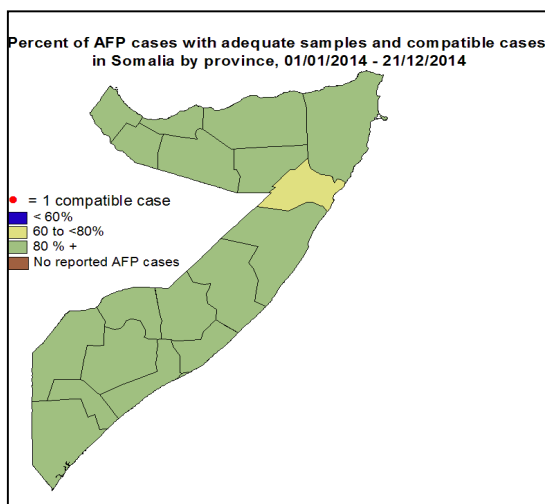
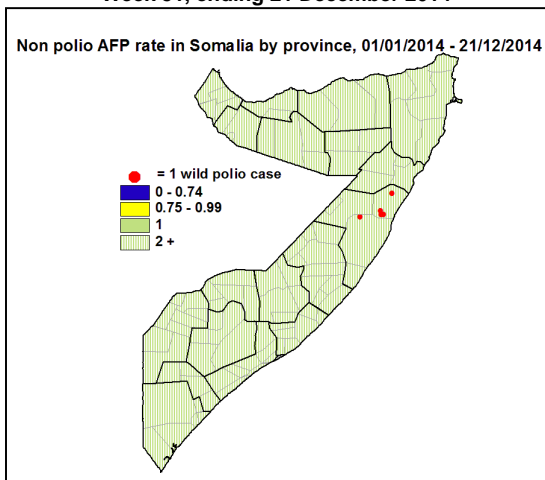


PROVINCE	DISTRICT	P1		
		Count	First case	Last case
KANDAHAR	SPINBOLDAK	2	19/10/2014	26/11/2014
	KANDAHAR	5	01/09/2014	05/11/2014
	ZHERAY	1	20/10/2014	20/10/2014
	ARGHANDAB (K)	1	04/10/2014	04/10/2014
	SHAHWALIKOT	1	23/09/2014	23/09/2014
	PANJWAYI	1	18/09/2014	18/09/2014
HILMAND	GARMSER	1	17/11/2014	17/11/2014
	NAHR-E-SARAJ	1	15/10/2014	15/10/2014
ZABUL	QALAT	1	22/10/2014	22/10/2014
NANGARHAR	BEHSUD	1	21/10/2014	21/10/2014
	ACHIN	1	15/05/2014	15/05/2014
	MUHMAND DARA	1	25/02/2014	25/02/2014
PAKTIKA	BERMEL	2	23/08/2014	29/09/2014
GHAZNI	GIRO	1	27/09/2014	27/09/2014
KHOST	TEREZAYI	1	17/06/2014	17/06/2014
FARAH	KHAK-E-SAFED	1	03/06/2014	03/06/2014
URUZGAN	DEHRAWUD	1	20/05/2014	20/05/2014
LAGHMAN	ALINGAR	2	14/01/2014	06/04/2014
KUNAR	GHAZIABAD	1	31/01/2014	31/01/2014
Grand Total		26	14/01/2014	26/11/2014

Wild Polio cases by district and date of onset of paralysis, Pakistan 2014



PROVINCE	DISTRICT	P1			
		Count	First case	Last case	
BALOCHISTAN	KABDULAH	11	02/07/2014	04/12/2014	
	PISHIN	1	26/11/2014	26/11/2014	
	NSIRABAD	1	20/11/2014	20/11/2014	
	QUETTA	5	03/08/2014	11/11/2014	
	KSAIFULAH	1	06/11/2014	06/11/2014	
	KHUZDAR	1	23/10/2014	23/10/2014	
	ZHOB	1	29/09/2014	29/09/2014	
SINDH	LARKANA	1	04/12/2014	04/12/2014	
	SANGHAR	2	24/06/2014	29/11/2014	
	SHIKARPUR	1	28/10/2014	28/10/2014	
	KHISITE	2	04/05/2014	26/10/2014	
	KHIBINQASIM	2	30/08/2014	22/10/2014	
	BADIN	1	13/10/2014	13/10/2014	
	KHIKORANGI	2	27/09/2014	01/10/2014	
	DADU	1	26/09/2014	26/09/2014	
	KHIGADAP	10	26/03/2014	20/09/2014	
	KHILIAQAT	1	01/09/2014	01/09/2014	
	KHIORANGI	2	30/03/2014	17/08/2014	
	KHILANDHI	2	06/06/2014	08/07/2014	
	KHINORTH	1	20/06/2014	20/06/2014	
	KHIBALDIA	1	10/02/2014	10/02/2014	
KHYBER PAKHTOON	PESHAWAR	27	31/01/2014	28/11/2014	
	KOHAT	1	19/11/2014	19/11/2014	
	NOWSHERA	2	06/09/2014	15/11/2014	
	SWAT	2	03/11/2014	14/11/2014	
	TANK	7	29/07/2014	03/11/2014	
	KARAK	1	02/11/2014	02/11/2014	
	CHARSADA	1	16/10/2014	16/10/2014	
	MARDAN	5	15/06/2014	10/10/2014	
	LAKKIMRWT	3	24/06/2014	22/09/2014	
	BUNIR	3	17/08/2014	13/09/2014	
	TORGHAR	1	06/09/2014	06/09/2014	
	BANNU	12	26/01/2014	30/07/2014	
	FATA	FR BANNU	8	14/02/2014	22/11/2014
		KHYBER	72	12/01/2014	18/11/2014
WAZIR-S		23	12/02/2014	14/11/2014	
WAZIR-N		70	03/01/2014	16/09/2014	
PUNJAB	SHEIKUPURA	1	18/09/2014	18/09/2014	
	BHAKKAR	1	16/08/2014	16/08/2014	
	CHAKWAL	1	07/07/2014	07/07/2014	
Grand Total		291	03/01/2014	04/12/2014	



Wild Polio cases by district and date of onset of paralysis, Somalia 2014					
Year	PROVINCE	DISTRICT	P1		
			Count	First case	Last case
2014	MUDUG	HOBYO	1	11/08/2014	11/08/2014
		JARIBAN	4	11/05/2014	03/06/2014
2014 Total			5	11/05/2014	11/08/2014




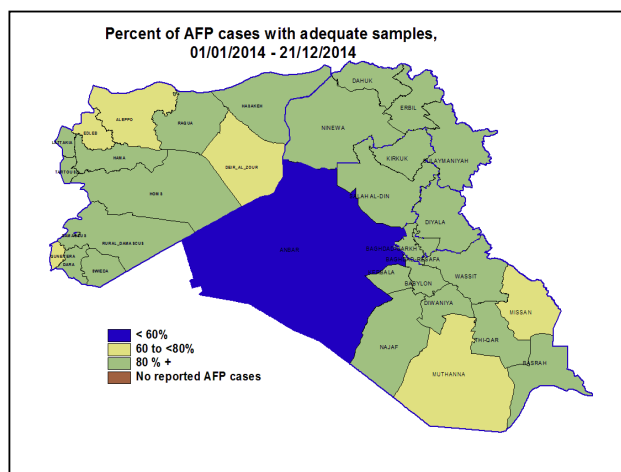
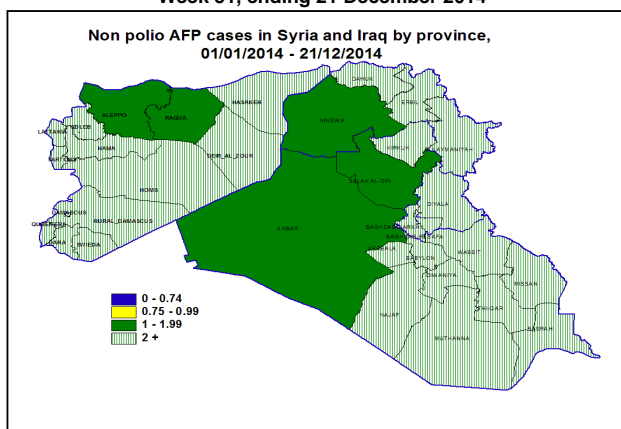
World Health Organization – Regional Office for Eastern Mediterranean

AFP SURVEILLANCE

Week 51, ending 21 December 2014

22-Dec-14

Number 846



Wild Polio cases by district and date of onset of paralysis, Iraq - Syria 2014

COUNTRY	PROVINCE	DISTRICT	P1		
			Count	First case	Last case
IRQ	BAGHDAD-RESAFA	MADA'IN	1	07/04/2014	07/04/2014
		SHA'B	1	10/02/2014	10/02/2014
IRQ Total			2	10/02/2014	07/04/2014
SYR	HAMA	SALAMEYEH	1	21/01/2014	21/01/2014
SYR Total			1	21/01/2014	21/01/2014
Grand Total			3	21/01/2014	07/04/2014



**Circulating VDPV cases and date of onset of paralysis in EMR countries by districts
2013-2014**

Year	COUNTRY	PROVINCE	DISTRICT	cVDP2			cVDP3		
				Count	First Case	Last Case	Count	First Case	Last Case
2013	AFG	KANDAHAR	SHAHWALIKOT	1	13/03/2013	13/03/2013			
		HILMAND	NAD-E-ALI	2	22/01/2013	20/02/2013			
	AFG Total			3	22/01/2013	13/03/2013			
	PAK	FATA	WAZIR-N	41	10/04/2013	30/12/2013			
			MOHMAND	1	13/07/2013	13/07/2013			
		SINDH	KHIGADAP	4	21/02/2013	03/07/2013			
		BALOCHISTAN	MASTUNG	1	27/06/2013	27/06/2013			
			JAFARABAD	1	11/01/2013	11/01/2013			
	PAK Total			48	11/01/2013	30/12/2013			
	SOM	LOWER SHABELLE	AFGOI	1	09/01/2013	09/01/2013			
SOM Total			1	09/01/2013	09/01/2013				
YEM	SAADAH	SAHAR				1	12/07/2013	12/07/2013	
YEM Total						1	12/07/2013	12/07/2013	
2013 Total				52	09/01/2013	30/12/2013	1	12/07/2013	12/07/2013
2014	PAK	KHYBER PAKHTOON	PESHAWAR	1	01/08/2014	01/08/2014			
			LAKKIMRWT	1	08/05/2014	08/05/2014			
			BANNU	1	03/05/2014	03/05/2014			
		FATA	KHYBER	1	23/06/2014	23/06/2014			
			FR BANNU	8	24/01/2014	27/05/2014			
			WAZIR-N	7	03/01/2014	12/04/2014			
	PAK Total			19	03/01/2014	01/08/2014			

In 2013, 1 AFP case in Somalia was identified as VDPV by contact

In 2014, 1 AFP case in Pakistan was identified as VDPV by contact

In 2014, 1 AFP case in Pakistan from Khyber district, FATA province with date of onset 27/05/2014 was identified as WPV1 & cVDPV2.

The case is classified as wild and reflected in page -2- table (3), pages 6 & 7 of the polio fax. Accordingly final number of cVDPV cases in Pakistan for 2014 is (20)