



AFP SURVEILLANCE

3-Nov-14

Week 44, ending 2 November 2014

Number 839

Table 1: Acute Flaccid Paralysis (AFP) cases by week of onset

Country	Reported AFP cases by week of onset - Week (44/14) / Ending on : 02/11/14														
	Total AFP 2012	Total AFP 2013	Total AFP to date, 2014	W 33 17 Aug 14	W 34 24 Aug 14	W 35 31 Aug 14	W 36 07 Sep 14	W 37 14 Sep 14	W 38 21 Sep 14	W 39 28 Sep 14	W 40 01 Oct 14	W 41 12 Oct 14	W 42 19 Oct 14	W 43 26 Oct 14	W 44 02 Nov 14
Afghanistan	1829	1897	1957	44	40	42	47	37	44	60	31	50	58	41	7
Bahrain	19	12	15	0	1	0	0	0	0	0	0	0	1	0	0
Djibouti	6	7	2	0	0	0	0	1							
Egypt	1022	1007	807	31	25	22	19	15	17	14	7	16	17	13	11
Iran	689	709	595	9	13	10	18	12	13	9	7	15	5	1	
Iraq	467	444	489	14	10	7	3	8	13	8	5	9	4	2	
Jordan ****	34	35	27	0	0	0	0	0	0	0	0				
Kuwait	36	39	22	0	1	1	0	0	1	1	1	0	0	1	0
Lebanon ****	24	33	32	0	1	1	1	1	0	0	0	2	1	0	
Libya	42	58	38	0	0	0	0	2	2	2	0	1	0	0	
Morocco	81	106	79	2	0	1	2	0	2	0	0				
Oman	31	20	22	1	0	1	0	0	4	0	0	1	0	0	
Pakistan	5036	4790	3837	117	104	86	117	89	84	86	68	38	18	8	0
Palestine ****	21	38	16	0	1	1	0	0	0	0	0	0	0		
Qatar	13	8	6	0	0	0	0	0	0	0	1	0	0		
Saudi Arabia	227	220	157	1	4	2	1	4	2	7	2	3	0	0	
Somalia	148	546	338	17	8	5	7	4	3	5	3	5	0	2	
Sudan	384	410	365	10	12	12	10	14	8	7	2	11	11	9	0
South Sudan	326	294	0	South Sudan has now moved to the African Region starting October 2013											
Syria ****	109	180	197	5	1	8	6	5	3	2	0	7	8	3	
Tunisia	61	43	35	1	0	0	2	1	0	1	0	3	0	0	
U.A.E	40	31	17	1	0	1	1	0	0	0	0	1	0	0	0
Yemen	475	614	408	10	11	15	6	12	15	8	2				
Total EMR	11120	11541	9461	263	232	215	240	205	211	210	129	162	123	80	18

No data = No report received

Table 2: Confirmed polio cases by month of onset

Country	Total year 2012	Total year 2013	02/11		Confirmed polio cases by month of onset												
			2013	2014	December 2013	January 2014	February 2014	March 2014	April 2014	May 2014	June 2014	July 2014	August 2014	September 2014	October 2014	November 2014	
Afghanistan	37	14	9	18	2	2	1	0	1	2	2	0	1	7	2		
Bahrain	0	0	0	0	0	0	0	0	0	0	0	0	0	0			
Djibouti	0	0	0	0	0	0	0	0	0	0	0	0	0				
Egypt	0	0	0	0	0	0	0	0	0	0	0						
Iran	0	0	0	0	0	0	0	0	0	0	0	0	0				
Iraq	0	0	0	2	0	0	1	0	1	0	0	0	0				
Jordan ****	0	0	0	0	0	0	0	0	0	0	0	0	0				
Kuwait	0	0	0	0	0	0	0	0	0	0	0	0	0	0			
Lebanon ****	0	0	0	0	0	0	0	0	0	0	0	0	0				
Libya	0	0	0	0	0	0	0	0	0	0		0	0				
Morocco	0	0	0	0	0	0		0		0				0			
Oman	0	0	0	0	0	0	0	0	0	0	0	0	0				
Pakistan	58	93	67	235	17	17	18	14	17	16	18	30	40	49	16		
Palestine ****	0	0	0	0	0	0	0	0	0	0	0	0		0			
Qatar	0	0	0	0	0	0	0	0	0		0	0	0	0			
Saudi Arabia	0	0	0	0	0	0	0	0	0	0	0	0					
Somalia	0	194	191	5	1	0	0	0	0	2	2	0	1				
Sudan	0	0	0	0	0	0	0	0	0	0	0	0	0				
South Sudan	0	0	0	0	0												
Syria ****	0	35	23	1	3	1	0	0	0	0	0	0		0			
Tunisia	0	0	0	0	0	0	0	0	0	0	0	0					
U.A.E	0	0	0	0	0	0	0	0	0	0	0	0	0				
Yemen	0	0	0	0	0	0	0	0	0	0	0	0					
Total EMR	95	336	290	261	23	20	20	14	19	20	22	30	42	56	18	0	

**** UNRWA cases are included with those of country of residence



World Health Organization – Regional Office for Eastern Mediterranean

AFP SURVEILLANCE

3-Nov-14

Week 44, ending 02 November 2014

Number 839

Table 3: Investigation of AFP cases with paralysis onset in 2013 & 2014 up to Week (44/14) / Ending on : (02/11/2014)

COUNTRY	2013											2014											Latest line List Date		
	AFP								Specimen	Wild cases ****		AFP								Specimen	Wild cases ****				
	Total AFP cases onset 2013	Case classification					Non polio AFP rate **	AFP cases pending classification > 90 days from onset of paralysis	AFP cases pending classification and lab > 90 days from onset of paralysis	% with *** adequate specimens	Wild P1 Poliovirus	Wild P3 Poliovirus	Total AFP cases onset 2014	Case classification					Annualized Non polio AFP rate **	AFP cases pending classification > 90 days from onset of paralysis	AFP cases pending classification and lab > 90 days from onset of paralysis	% with *** adequate specimens		Wild P1 Poliovirus	Wild P3 Poliovirus
		Total Confirmed Polio Cases *	Polio Compatible	Pending Classification	Discarded (non polio AFP)	VDPV								Total Confirmed Polio Cases *	Polio Compatible	Pending Classification	Discarded (non polio AFP)	VDPV							
Afghanistan	1897	14	4	0	1875	4	9.9	0	0	93.0	14	0	1957	18	1	164	1774	0	12.2	7	3	93.5	18	0	02/11/2014
Bahrain	12	0	0	0	12	0	4.4	0	0	91.7	0	0	15	0	0	1	14	0	6.6	0	0	100.0	0	0	02/11/2014
Djibouti	7	0	0	2	5	0	2.4	2	0	85.7	0	0	2	0	0	2	0	0	0.8	1	0	50.0	0	0	02/11/2014
Egypt	1007	0	0	0	1007	0	3.0	0	0	92.5	0	0	807	0	0	83	723	1	2.8	1	0	90.2	0	0	02/11/2014
Iran	709	0	0	0	708	1	4.0	0	0	95.6	0	0	595	0	0	53	542	2	3.9	1	0	96.5	0	0	01/11/2014
Iraq	444	0	0	0	444	0	3.1	0	0	84.2	0	0	489	2	0	27	460	0	4.0	6	0	89.0	2	0	30/10/2014
Jordan	35	0	0	0	35	0	1.4	0	0	91.4	0	0	27	0	0	2	25	0	1.3	2	0	100.0	0	0	09/10/2014
Kuwait	39	0	0	0	39	0	5.1	0	0	94.9	0	0	22	0	0	1	21	0	3.2	0	0	90.9	0	0	02/11/2014
Lebanon	33	0	0	0	33	0	2.2	0	0	45.5	0	0	32	0	0	6	26	0	2.0	3	0	65.6	0	0	01/11/2014
Libya	58	0	0	0	58	0	2.8	0	0	93.1	0	0	38	0	0	5	33	0	2.2	3	2	97.4	0	0	01/11/2014
Morocco	106	0	0	0	106	0	1.0	0	0	73.6	0	0	79	0	0	27	52	0	0.9	23	3	65.8	0	0	03/10/2014
Oman	20	0	0	0	20	0	2.5	0	0	95.0	0	0	22	0	0	1	21	0	3.3	0	0	90.9	0	0	27/10/2014
Pakistan	4790	93	23	1	4625	48	6.0	1	0	88.7	93	0	3837	235	6	266	3307	24	5.5	130	15	89.8	235	0	02/11/2014
Palestine	38	0	0	0	38	0	2.2	0	0	94.7	0	0	16	0	0	3	13	0	1.1	0	0	93.8	0	0	19/10/2014
Qatar	8	0	0	0	8	0	3.4	0	0	100.0	0	0	6	0	0	2	4	0	2.4	1	0	100.0	0	0	19/10/2014
Saudi Arabia	220	0	0	0	220	0	2.4	0	0	96.4	0	0	157	0	0	26	131	0	2.0	0	0	96.2	0	0	02/11/2014
Somalia	546	194	15	0	336	1	6.4	0	0	86.8	194	0	338	5	0	26	307	0	7.0	4	0	96.7	5	0	31/10/2014
Sudan	410	0	0	0	409	1	2.6	0	0	97.6	0	0	365	0	0	23	342	0	2.6	1	0	97.0	0	0	02/11/2014
South Sudan	294	0	0	0	294	0	3.5	0	0	93.5	0	0	South Sudan has now moved to African Region starting October 2013												02/07/2014
Syria	180	35	12	0	133	0	1.7	0	0	67.2	35	0	197	1	0	15	181	0	3.1	0	0	90.4	1	0	30/10/2014
Tunisia	43	0	0	0	43	0	1.6	0	0	74.4	0	0	35	0	0	7	28	0	1.6	1	1	80.0	0	0	30/10/2014
U.A.E	31	0	0	0	31	0	3.1	0	0	100.0	0	0	17	0	0	1	16	0	1.9	0	0	94.1	0	0	02/11/2014
Yemen	614	0	0	0	613	1	5.1	0	0	91.4	0	0	408	0	0	77	331	0	4.0	1	0	95.3	0	0	10/10/2014
EMR	11541	336	54	3	11092	56	4.6	3	0	90.1	336	0	9461	261	7	818	8351	27	4.4	185	24	91.6	261	0	
2012	11120	95	15	0	10973	40	4.5	0	0	90.6	93 #	3 #													

* Confirmed polio cases refer to wild isolation from AFP cases or from contacts of negative index AFP cases

** Non-polio AFP per 100,000 children <15 years

*** Adequate here refers to two stool specimens collected at least 24 hours apart, within 14 days of paralysis onset

**** AFP cases co infected with P1 and P3 are counted separately as wild isolates

In 2012, 1 AFP case in Pakistan had co infection P1 & P3 from 2 contacts P1 & P3



World Health Organization – Regional Office for Eastern Mediterranean

AFP SURVEILLANCE

3-Nov-14

Week 44, ending 02 November 2014

Number 839

Table 4: Investigation of contacts of AFP cases with paralysis onset in 2014 up to Week (44/14) / Ending on : (02/11/2014)

Country	No. of AFP cases	No. of eligible AFP cases for contact sampling*	% of eligible AFP cases with contact samplings	% of eligible AFP cases with 3+ contacts	Total number of Contacts**	% of contacts under 5 years	% of contacts with specimens collected within 7 days of notification of index	% Contact specimens in lab within 3 days of collection	% Contact specimens positive for NPEV	% Contact specimens positive for Sabin like virus	No. of contacts positive for wild virus	% of wild polio virus isolation from contacts	No. of Contacts positive for VDPVs	No. of -ve index AFP cases identified positive by contact	No. of district identified infected from contacts
Afghanistan	1957	128	88.3	87.5	918	95.8	67.0	29.3	25.3	5.4	2	0.2		1	0
Bahrain	15	0			0						0			0	0
Djibouti	2	1	100.0	0.0	1	0.0	100.0				0			0	0
Egypt	807	87	62.1	62.1	293	83.3	54.3	98.9	15.4	0.4	0	0.0		0	0
Iran	595	21	85.7	81.0	109	70.6	38.5	63.3	1.8	5.5	0	0.0		0	0
Iraq	489	54	74.1	50.0	211	65.4	12.3	75.4	10.6	4.0	1	0.5		0	0
Jordan	27	0			0						0			0	0
Kuwait	22	2	50.0	50.0	36	44.4	100.0	100.0	5.6	2.8	0	0.0		0	0
Lebanon	32	11	72.7	63.6	22	27.3	81.8	27.3	9.1	9.1	0	0.0		0	0
Libya	38	1	100.0	0.0	2	100.0	100.0	0.0	0.0	0.0	0	0.0		0	0
Morocco	79	27	37.0	37.0	55	38.2	60.0	55.3	2.1	0.0	0	0.0		0	0
Oman	22	2	0.0	0.0	32	84.4	68.8	100.0	21.9	6.3	0	0.0		0	0
Pakistan	3837	391	70.3	64.5	1062	87.7	56.5	65.5	26.1	5.8	10	1.0	4	3	0
Palestine	16	1	0.0	0.0	0						0			0	0
Qatar	6	0			0						0			0	0
Saudi Arabia	157	6	83.3	66.7	16	75.0	18.8	100.0	0.0	0.0	0	0.0		0	0
Somalia	338	11	81.8	81.8	989	91.2	96.6	20.6	9.3	5.1	0	0.0		0	0
Sudan	365	11	90.9	90.9	170	80.6	60.0	38.7	7.3	2.9	0	0.0		0	0
South Sudan	South Sudan has now moved to African Region starting October 2013														
Syria	197	19	63.2	21.1	283	31.4	86.6	49.4	3.7	3.0	0	0.0		0	0
Tunisia	35	7	28.6	0.0	12	25.0	50.0	81.8	9.1	0.0	0	0.0		0	0
U.A.E.	17	1	0.0	0.0	0						0			0	0
Yemen	408	19	73.7	73.7	816	55.4	79.3	12.1	11.5	2.8	0	0.0		0	0
Grand Total 2014	9461	800	71.6	65.1	5027	78.3	69.9	41.8	15.9	4.3	13	0.3	4	4	0
Grand Total 2013	11541	1154	77.2	71.8	8053	79.5	73.7	37.8	17.1	5.9	316	4.3	2	57	20

* Eligible refers to AFP cases with inadequate stool specimens

** Total number of contacts from eligible AFP cases and from other AFP cases as per with country criteria for contact sampling

Last wild contacts in EMRO, 01/01/2013- 02/11/2014

Year	Country	Data	Date of Most Recent stool collection
		Count of wild contacts	
2013	Syria	3	04/02/2014
	Afghanistan	1	01/01/2014
	Pakistan	7	21/12/2013
	Somalia	305	30/11/2013
2013 Total		316	04/02/2014
2014	Pakistan	10	12/10/2014
	Afghanistan	2	17/09/2014
	IRQ	1	26/02/2014
2014 Total		13	12/10/2014

Number and distribution by district of -ve index AFP cases identified as wild positive by contact in EMR, 2014

P1			Count	First case	Last case
COUNTRY	PROVINCE	DISTRICT			
AFG	KANDAHAR	KANDAHAR	1	02/09/2014	02/09/2014
AFG Total			1	02/09/2014	02/09/2014
PAK	BALOCHISTAN	QUETTA	1	30/08/2014	30/08/2014
		PESHAWAR	1	16/09/2014	16/09/2014
	BANNU	1	03/03/2014	03/03/2014	
PAK Total			3	03/03/2014	16/09/2014
Grand Total			4	03/03/2014	16/09/2014



Table 5: Laboratory investigation of AFP cases with paralysis onset in 2014 up to Week (44/14) / Ending on : (02/11/2014)

Country	Polio laboratories Sequencing performed by CDC and RIVM laboratories	AFP cases with specimens	Preliminary virus isolation results of AFP cases						Poliovirus intratypic differentiation results #										Indicators				Latest report Date															
			Referred for ITD		NPEV only	Negative	Pending		Type 1			Type 2			Type 3			Discordant pending sequence	NPEV by PCR	Non-EV	Pending ITD	% specimens positive for NPEV*		% AFP cases with culture results within 14 days	% AFP cases with ITD results within 7 days	% AFP cases with ITD results within 45 days of onset**												
			L20B+	L20B+/NPEV			received < / = 14 days	received > 14 days ago	Wild	Sabin	VPV	Wild	Sabin	VPV	Wild	Sabin	VPV																					
Afghanistan	RRL Pakistan	1846	122	11	347	1275	43	48	14	66			25			53			2				18%	95%	92%	98%	25/10/2014											
Bahrain	PNL Oman	15			5	9	1															36%	100%		93%	02/11/2014												
Djibouti	NPL Kenya	2						2																		02/11/2014												
Egypt***	RRL Egypt	761	23	6	129	587	8	9		13		6	1		11			4	1			16%	99%	97%	99%	30/10/2014												
Iran	NPL Iran	618	9		12	576	19	2		3	1		1	1		3						2%	100%	100%	99%	01/11/2014												
Iraq	RRL Egypt	487	28		69	380	10		2	11			3			15						14%	100%	100%	80%	02/11/2014												
Jordan	RRL Tunisia	32			2	30																9%	100%			25/10/2014												
Kuwait	RRL Kuwait	23			1	18		4														5%	58%		74%	19/10/2014												
Lebanon	RRL Egypt	29	1			28							1									3%	100%	100%	93%	30/10/2014												
Libya	RRL Tunisia	38			2	34	2															5%	100%		94%	24/10/2014												
Morocco	RRL Tunisia	67	2		4	61				2			2			2						6%	100%	50%	94%	31/10/2014												
Oman	NPL Oman	23			3	20																17%	100%		100%	02/11/2014												
Pakistan	RRL Pakistan	4100	437	42	865	2556	91	109	218	107			72	21		116		5	6		2	20%	97%	94%	97%	25/10/2014												
Palestine & UNRWA		16			2	13		1														13%	0%		100%	19/10/2014												
Qatar	NPL Oman	7				6	1															0%	100%		100%	02/11/2014												
Saudi Arabia	NPL Oman	162	1		4	140	7	10							1							2%	99%	100%	100%	30/10/2014												
Somalia	NPL Kenya	338	31		36	250	2	19	5	17					18							11%	7%		92%	31/10/2014												
Sudan	RRL Egypt	362	3		50	289	20						4		1			1				12%	94%	100%	100%	02/11/2014												
South Sudan	NPL Kenya	South Sudan has moved to AFRO Region starting October 2013																																				02/07/2014
Syria	RRL Egypt	191	14		5	162	10		1	3			6			8		3				3%	99%	100%	67%	30/10/2014												
Tunisia	RRL Tunisia	38			1	29	6	2														5%	100%		100%	24/10/2014												
U.A.E	NPL Oman	16			1	14	1															7%	100%		80%	02/11/2014												
Yemen	RRL Egypt	432	23	3	71	311	20	2		15			7		14				1			15%	97%	100%	99%	30/10/2014												
Total EMR 2014		9603	694	62	1609	6788	241	208	240	237	1		127	23		242		8	13	2	2	16%	94%	94%	97%													
Total EMR 2013		11357	826	56	1815	8656		2	271	285			144	56		274	1	4	16	12		15%	92%	98%	96%													

* Specimens from all sources including non-AFP cases, excluding environmental samples

** This indicator reflects surveillance and laboratory activities

Total wild P1 cases for Syria in 2013 is 35 cases
Table (5) in Polio Fax reflecting lab data is only showing 27 wild cases as the over 8 cases were cross notified and not processed in National Polio Lab of Syria



Environmental surveillance initiated in **Egypt** in September 2000 showed the following:

Result	2010	2011	2012	2013	2014
Negative	183	178	196	304	307
Pending					29
Wild			2		
VDPVP2			7	3	1
VDPVP1			1		1
Sabin	233	270	205	165	16
Total	416	448	411	472	354

Year	Province	Site	Count	First date	Last Date
2013	VDPVP2	CAIRO	AL HAGGANA 2	1	08/01/2013 08/01/2013
		FAYOUM	FAYOUM CITY	1	14/04/2013 14/04/2013
		MINYA	AQRQAS	1	04/03/2013 04/03/2013
	VDPVP2 Total			3	08/01/2013 14/04/2013
2014	VDPVP2	GIZA	AL WASLA	1	04/03/2014 04/03/2014
		VDPVP2 Total			1
	VDPVP1	QALUBIA	BENHA	1	20/04/2014 20/04/2014
	VDPVP1 Total			1	20/04/2014 20/04/2014

Year	Result	Site	Count	First Date	Last Date
2013	Wild P1	Gaza Rafah - Tel Sultan	4	18/08/13	17/11/13
		West Bank - Tulkarem	1	30/06/13	30/06/13
		West Bank - Hebron	1	01/09/13	01/09/13
		West Bank - Salfit	1	01/09/13	01/09/13
2014	Wild P1	Gaza Rafah -Sheik Ajlun	1	05/01/14	05/01/14

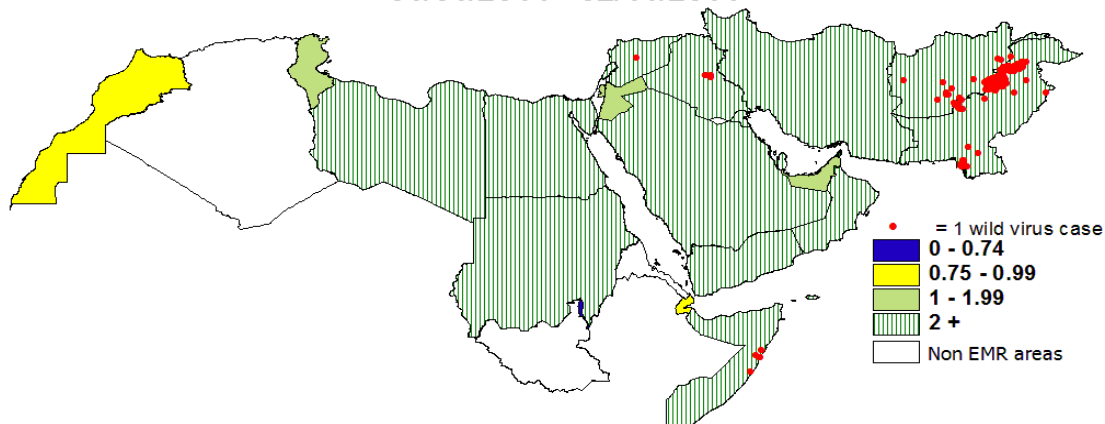
Environmental surveillance initiated in **Pakistan** in 2009 and **Afghanistan** in 2014 showed the following:

COUNTRY1	Status	2009	2010	2011	2012	2013	2014
AFG	Negative					9	61
	pending						10
	Wild						5
AFG Total						9	76
PAK	Negative	27	77	68	150	256	190
	pending						30
	Wild	18	79	136	89	66	73
PAK Total		45	156	204	239	322	293

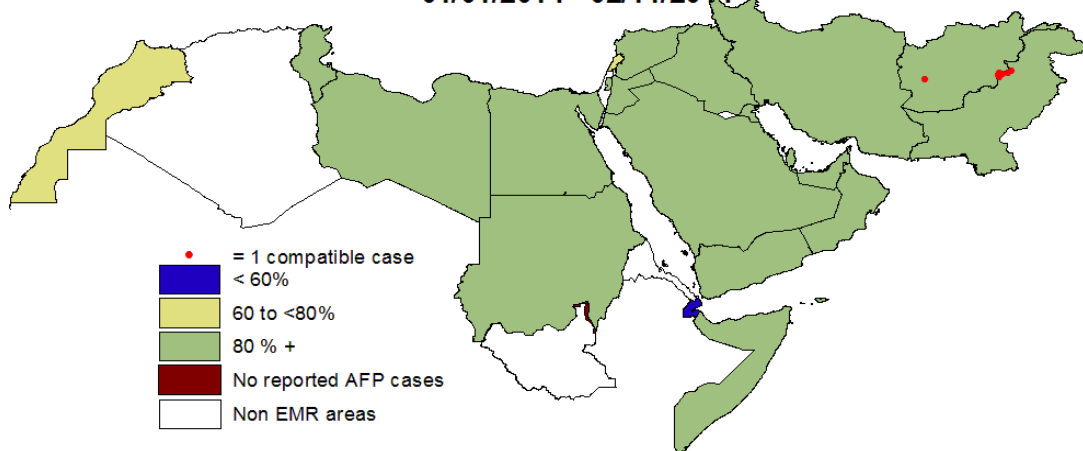
Year	COUNTRY	SITEDIST	SITENAME	Count	Wild	First date	Last date	
2014	AFG	KANDAHAR	KHANDAK	2		25/08/2014	20/09/2014	
			RAROBAT	2		21/07/2014	20/09/2014	
		NANGARHAR	SANGI QALA	1		20/07/2014	20/07/2014	
	AFG Total				5		20/07/2014	20/09/2014
	PAK	KHI.BALDIA TOWN		SAJJAN GOTH	2		27/01/2014	17/07/2014
				BALDIA COMPOSITE	3		08/01/2014	04/09/2014
		KHI.GADAP TOWN		COMPOSITE SAMPLE	7		10/01/2014	09/09/2014
				SOHRAB GOTH	5		22/01/2014	19/09/2014
				CHAKORA NULLA	4		04/02/2014	05/08/2014
		KHI.GULSHAN-E-IQBAL TOWN		RASHID MINHAS RD LAY	7		17/01/2014	16/07/2014
				GULSHAN RAVI STATION	2		05/05/2014	05/08/2014
		LAHORE		OUTFALL STATION	13		12/04/2014	15/09/2014
		PESHAWAR		LARA MA	4		25/01/2014	24/06/2014
				SHAHEEN TOWN	7		10/01/2014	10/09/2014
		RAWALPINDI		SAFDAR ABAD	2		28/01/2014	11/08/2014
				DHOKE DALLAL	2		21/05/2014	10/09/2014
		QUETTA		JATAK KILLI & TAKHTHANI BY PASS	4		31/03/2014	28/08/2014
				SUR PUL	3		20/03/2014	20/09/2014
		MULTAN		ALI TOWN	1		19/07/2014	19/07/2014
SUKKUR			MIANI PUMPING STATION	1		05/06/2014	05/06/2014	
HYDERABAD		TULSIDAS PUMPING STATION	5		06/05/2014	03/09/2014		
JACOBABAD		SADDAR PUMPING STATION	1		15/08/2014	15/08/2014		
PAK Total				73		08/01/2014	20/09/2014	
2014 Total				78		08/01/2014	20/09/2014	



Non polio AFP rate and wild virus in EMR, 01/01/2014 - 02/11/2014



Percent of AFP cases with adequate samples and compatible cases in EMR, 01/01/2014 - 02/11/2014



Wild polio cases by country and date of onset of paralysis in EMR, 2013-2014

Year	COUNTRY	P1			Total Count	First Case	Last Case
		Count	First Case	Last Case			
2013	AFG	14	31/01/2013	20/12/2013	14	31/01/2013	20/12/2013
	PAK	93	14/01/2013	31/12/2013	93	14/01/2013	31/12/2013
	SOM	194	17/04/2013	20/12/2013	194	17/04/2013	20/12/2013
	SYR	35	14/07/2013	28/12/2013	35	14/07/2013	28/12/2013
2013 Total		336	14/01/2013	31/12/2013	336	14/01/2013	31/12/2013
2014	AFG	18	14/01/2014	04/10/2014	18	14/01/2014	04/10/2014
	IRQ	2	10/02/2014	07/04/2014	2	10/02/2014	07/04/2014
	PAK	235	03/01/2014	20/10/2014	235	03/01/2014	20/10/2014
	SOM	5	11/05/2014	11/08/2014	5	11/05/2014	11/08/2014
	SYR	1	21/01/2014	21/01/2014	1	21/01/2014	21/01/2014
2014 Total		261	03/01/2014	20/10/2014	261	03/01/2014	20/10/2014



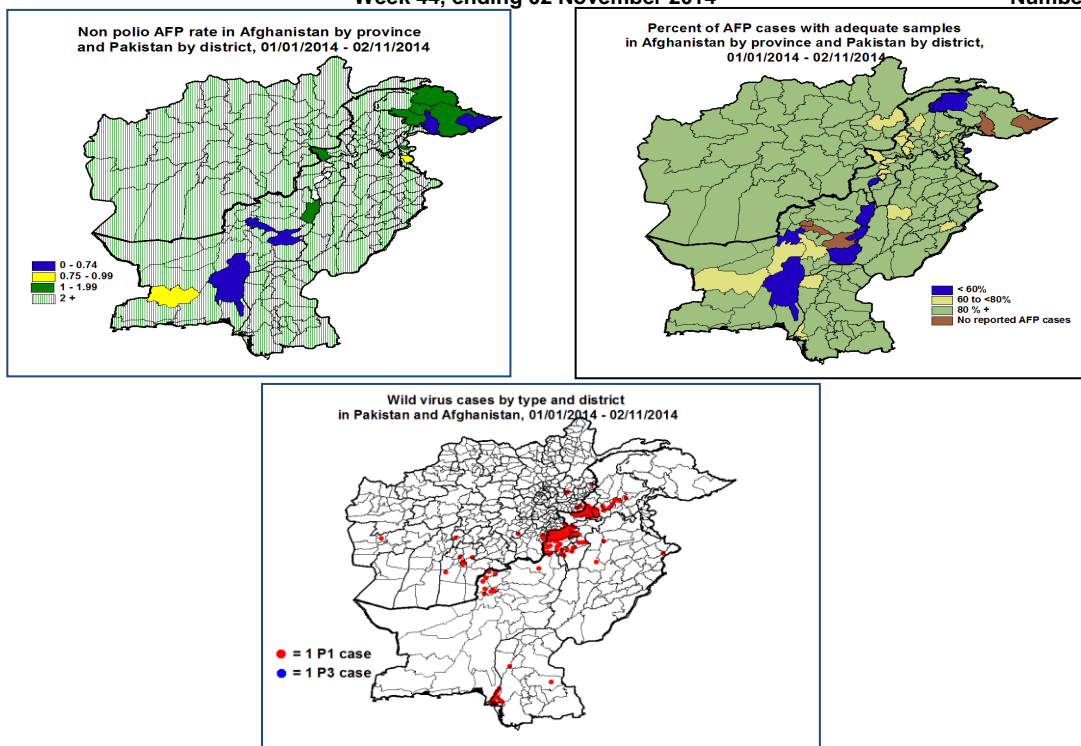
World Health Organization – Regional Office for Eastern Mediterranean

AFP SURVEILLANCE

Week 44, ending 02 November 2014

3-Nov-14

Number 839

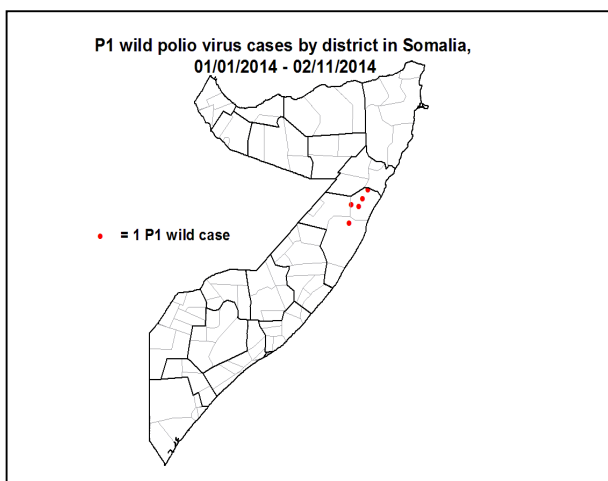
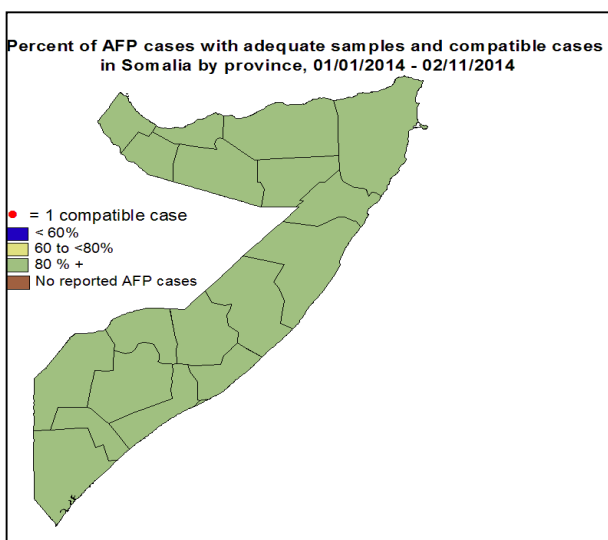
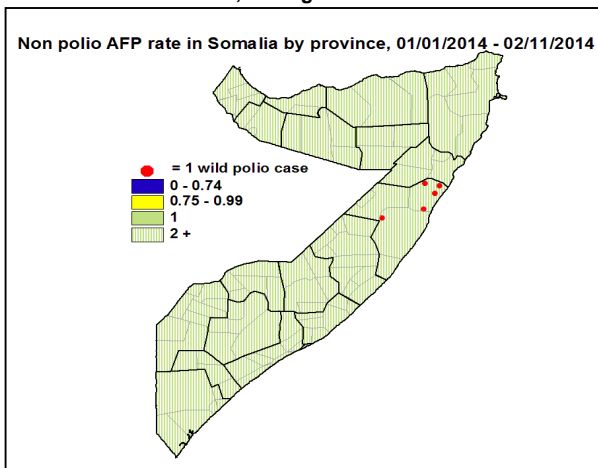


Wild Polio cases by district and date of onset of paralysis, Afghanistan 2014

PROVINCE	DISTRICT	P1		
		Count	First case	Last case
KANDAHAR	ARGHANDAB (K)	1	04/10/2014	04/10/2014
	KANDAHAR	4	01/09/2014	03/10/2014
	SHAHWALIKOT	1	23/09/2014	23/09/2014
	PANJWAYI	1	18/09/2014	18/09/2014
PAKTIKA	BERMEL	2	23/08/2014	29/09/2014
GHAZNI	GIRO	1	27/09/2014	27/09/2014
KHOST	TEREZAYI	1	17/06/2014	17/06/2014
FARAH	KHAK-E-SAFED	1	03/06/2014	03/06/2014
URUZGAN	DEHRAWUD	1	20/05/2014	20/05/2014
NANGARHAR	ACHIN	1	15/05/2014	15/05/2014
	MUHMAND DARA	1	25/02/2014	25/02/2014
LAGHMAN	ALINGAR	2	14/01/2014	06/04/2014
KUNAR	GHAZIABAD	1	31/01/2014	31/01/2014
Grand Total		18	14/01/2014	04/10/2014


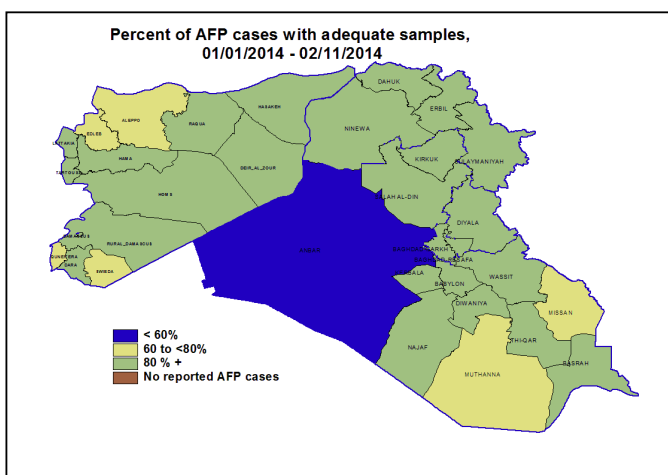
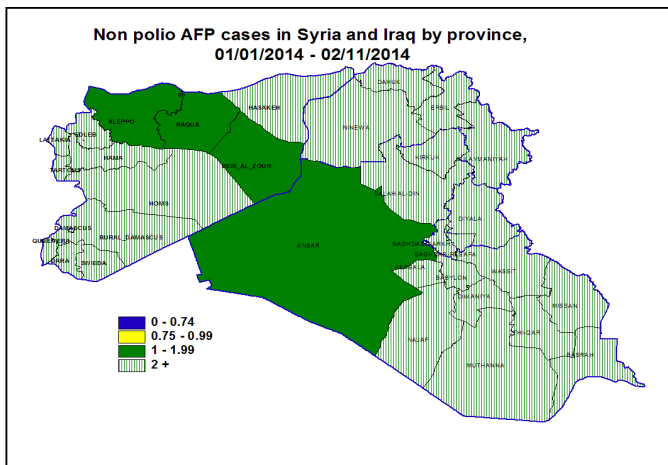
Wild Polio cases by district and date of onset of paralysis, Pakistan 2014

PROVINCE	DISTRICT	P1			
		Count	First case	Last case	
FATA	WAZIR-S	18	12/02/2014	20/10/2014	
	KHYBER	57	12/01/2014	17/10/2014	
	FR BANNU	6	14/02/2014	11/10/2014	
	WAZIR-N	70	03/01/2014	16/09/2014	
BALOCHISTAN	KABDULAH	5	02/07/2014	17/10/2014	
	QUETTA	4	03/08/2014	16/10/2014	
	ZHOB	1	29/09/2014	29/09/2014	
KHYBER PAKHTOON	CHARSADA	1	16/10/2014	16/10/2014	
	PESHAWAR	18	31/01/2014	10/10/2014	
	LAKKIMRWT	3	24/06/2014	22/09/2014	
	TANK	5	29/07/2014	22/09/2014	
	MARDAN	4	15/06/2014	17/09/2014	
	BUNIR	3	17/08/2014	13/09/2014	
	TORGHAR	1	06/09/2014	06/09/2014	
	NOWSHERA	1	06/09/2014	06/09/2014	
	BANNU	12	26/01/2014	30/07/2014	
	SINDH	KHIKORANGI	2	27/09/2014	01/10/2014
DADU		1	26/09/2014	26/09/2014	
KHIGADAP		10	26/03/2014	20/09/2014	
KHILIAQAT		1	01/09/2014	01/09/2014	
KHIBINQASIM		1	30/08/2014	30/08/2014	
KHIORANGI		2	30/03/2014	17/08/2014	
KHILANDHI		2	06/06/2014	08/07/2014	
SANGHAR		1	24/06/2014	24/06/2014	
KHINORTH		1	20/06/2014	20/06/2014	
KHISITE		1	04/05/2014	04/05/2014	
KHIBALDIA		1	10/02/2014	10/02/2014	
PUNJAB		SHEIKUPURA	1	18/09/2014	18/09/2014
		BHAKKAR	1	16/08/2014	16/08/2014
	CHAKWAL	1	07/07/2014	07/07/2014	
Grand Total		235	03/01/2014	20/10/2014	



Wild Polio cases by district and date of onset of paralysis, Somalia 2014

			P1		
Year	PROVINCE	DISTRICT	Count	First case	Last case
2014	MUDUG	HOBYO	1	11/08/2014	11/08/2014
		JARIBAN	4	11/05/2014	03/06/2014
2014 Total			5	11/05/2014	11/08/2014
Grand Total			5	11/05/2014	11/08/2014



Wild Polio cases by district and date of onset of paralysis, Iraq - Syria 2014

COUNTRY	PROVINCE	DISTRICT	Count	First case	Last case
IRQ	BAGHDAD-RESAFA	MADA'IN	1	07/04/2014	07/04/2014
		SHA'B	1	10/02/2014	10/02/2014
IRQ Total			2	10/02/2014	07/04/2014
SYR	HAMA	SALAMEYEH	1	21/01/2014	21/01/2014
SYR Total			1	21/01/2014	21/01/2014



**Circulating VDPV cases and date of onset of paralysis in EMR countries by districts
2013-2014**

Year	COUNTRY	PROVINCE	DISTRICT	cVDP2			cVDP3		
				Count	First Case	Last Case	Count	First Case	Last Case
2013	AFG	KANDAHAR	SHAHWALIKOT	1	13/03/2013	13/03/2013			
		HILMAND	NAD-E-ALI	2	22/01/2013	20/02/2013			
	AFG Total			3	22/01/2013	13/03/2013			
	PAK	FATA	WAZIR-N	41	10/04/2013	30/12/2013			
			MOHMAND	1	13/07/2013	13/07/2013			
		SINDH	KHIGADAP	4	21/02/2013	03/07/2013			
		BALOCHISTAN	MASTUNG	1	27/06/2013	27/06/2013			
			JAFARABAD	1	11/01/2013	11/01/2013			
	PAK Total			48	11/01/2013	30/12/2013			
	SOM	LOWER SHABELLE	AFGOI	1	09/01/2013	09/01/2013			
SOM Total			1	09/01/2013	09/01/2013				
YEM	SAADAH	SAHAR				1	12/07/2013	12/07/2013	
YEM Total						1	12/07/2013	12/07/2013	
2013 Total				52	09/01/2013	30/12/2013	1	12/07/2013	12/07/2013
2014	PAK	KHYBER PAKHTOON	PESHAWAR	1	01/08/2014	01/08/2014			
			LAKKIMRWT	1	08/05/2014	08/05/2014			
			BANNU	1	03/05/2014	03/05/2014			
		FATA	KHYBER	1	23/06/2014	23/06/2014			
			FR BANNU	8	24/01/2014	27/05/2014			
			WAZIR-N	7	03/01/2014	12/04/2014			
	PAK Total			19	03/01/2014	01/08/2014			

In 2013, 1 AFP case in Somalia was identified as VDPV by contact

In 2014, 1 AFP case in Pakistan was identified as VDPV by contact

In 2014, 1 AFP case in Pakistan from Khyber district, FATA province with date of onset 27/05/2014 was identified as WPV1 & cVDPV2.

The case is classified as wild and reflected in page -2- table (3), pages 6 & 7 of the polio fax. Accordingly final number of cVDPV cases in Pakistan for 2014 is (20)