



## World Health Organization – Regional Office for Eastern Mediterranean

## AFP SURVEILLANCE

15-Sep-14

Week 37, ending 14 September 2014

Number 832

Table 1: Acute Flaccid Paralysis (AFP) cases by week of onset

Country	Reported AFP cases by week of onset - Week (37/14)/ Ending on : 14/09/2014														
	Total AFP 2012	Total AFP 2013	Total AFP to date, 2014	W 26 29 Jun 14	W 27 06 Jul 14	W 28 13 Jul 14	W 29 20 Jul 14	W 30 27 Jul 14	W 31 03 Aug 14	W 32 10 Aug 14	W 33 17 Aug 14	W 34 24 Aug 14	W 35 31 Aug 14	W 36 07 Sept 14	W 37 14 Sept 14
Afghanistan	1829	1897	1603	39	44	35	38	29	54	48	41	38	41	30	2
Bahrain	19	12	14	1	0	0	0	0	0	0	0	1	0	0	
Djibouti	6	7	2	0	0	0	0	0	0	0	0	0	0	0	1
Egypt	1022	1007	694	17	21	11	14	5	16	20	29	25	22	17	1
Iran	689	708	518	13	11	7	11	8	20	10	8	13	8	5	
Iraq	467	444	430	13	8	8	9	10	5	8	12	7	6	1	
Jordan ****	34	35	27	1	0	0	1	0	2	0	0	0	0	0	
Kuwait	36	39	17	0	2	1	1	0	0	0	0	1	0	0	
Lebanon ****	24	33	27	0	1	0	0	1	2	1	0	1	1	1	
Libya	42	58	30	2	1	0	0	0	0	1	0	0	0	0	
Morocco	81	106	77	2	0	5	0	1	1	0	2	0	1	2	
Oman	31	20	17	1	0	0	1	1	2	0	1	0	1	0	
Pakistan	5036	4789	3053	92	85	85	75	72	66	65	60	50	18	7	0
Palestine ****	21	38	15	0	1	1	0	0	0	1	0	1	0	0	
Qatar	13	8	5	0	1	0	0	0	0	0	0	0	0	0	
Saudi Arabia	227	220	136	1	2	4	4	2	4	2	1	4	0	0	
Somalia	148	546	298	5	2	6	8	4	8	6	13	5	1		
Sudan	384	410	284	7	9	7	7	8	12	14	9	12	5		
<b>South Sudan</b>	326	294	South Sudan has now moved to the African Region starting October 2013												
Syria ****	109	180	161	7	4	4	2	1	1	1	5	1	6	1	
Tunisia	61	43	26	1	2	0	1	0	1	0	0	0	0	0	
U.A.E	40	31	13	0	1	1	0	1	0	0	1	0	0	0	
Yemen	475	614	367	8	6	7	5	1	9	17	9	11	14	3	1
<b>Total EMR</b>	<b>11120</b>	<b>11539</b>	<b>7814</b>	<b>210</b>	<b>201</b>	<b>182</b>	<b>177</b>	<b>144</b>	<b>203</b>	<b>194</b>	<b>191</b>	<b>170</b>	<b>124</b>	<b>67</b>	<b>5</b>

No data = No report received

Table 2: Confirmed polio cases by month of onset

Country	Total year 2012	Total year 2013	14/09		Confirmed polio cases by month of onset											
			2013	2014	October 2013	November 2013	December 2013	January 2014	February 2014	March 2014	April 2014	May 2014	June 2014	July 2014	August 2014	September 2014
Afghanistan	37	14	6	8	0	3	2	2	1	0	1	2	2			
Bahrain	0	0	0	0	0	0	0	0	0	0	0	0	0	0		
Djibouti	0	0	0	0	0	0	0	0	0	0	0	0	0	0	0	
Egypt	0	0	0	0	0	0	0	0	0	0	0	0	0			
Iran	0	0	0	0	0	0	0	0	0	0	0	0	0			
Iraq	0	0	0	2	0	0	0	0	1	0	1	0	0			
Jordan ****	0	0	0	0	0	0	0	0	0	0	0	0	0		0	
Kuwait	0	0	0	0	0	0	0	0	0	0	0	0				
Lebanon ****	0	0	0	0	0	0	0	0	0	0	0	0	0			
Libya	0	0	0	0	0	0	0	0	0	0	0	0	0			
Morocco	0	0	0	0	0	0	0	0	0	0	0	0				
Oman	0	0	0	0	0	0	0	0	0	0	0	0	0			
Pakistan	58	93	41	145	14	10	17	17	18	14	17	16	18	28	17	
Palestine ****	0	0	0	0	0	0	0	0	0	0	0	0	0	0	0	
Qatar	0	0	0	0	0	0	0	0	0	0	0	0	0	0	0	
Saudi Arabia	0	0	0	0	0	0	0	0	0	0	0	0	0			
Somalia	0	194	185	5	2	2	1	0	0	0	0	2	2	0	1	
Sudan	0	0	0	0	0	0	0	0	0	0	0	0	0			
<b>South Sudan</b>	0	0	0	0	South Sudan has now moved to the African Region starting October 2013											
Syria ****	0	35	2	1	15	9	3	1	0	0	0	0	0	0	0	
Tunisia	0	0	0	0	0	0	0	0	0	0	0	0	0	0	0	
U.A.E	0	0	0	0	0	0	0	0	0	0	0	0	0			
Yemen	0	0	0	0	0	0	0	0	0	0	0	0	0			
<b>Total EMR</b>	<b>95</b>	<b>336</b>	<b>234</b>	<b>161</b>	<b>31</b>	<b>24</b>	<b>23</b>	<b>20</b>	<b>20</b>	<b>14</b>	<b>19</b>	<b>20</b>	<b>22</b>	<b>28</b>	<b>18</b>	<b>0</b>

\*\*\*\* UNRWA cases are included with those of country of residence



## World Health Organization – Regional Office for Eastern Mediterranean

## AFP SURVEILLANCE

15-Sep-14

Week 37, ending 14 September 2014

Number 832

Table 3: Investigation of AFP cases with paralysis onset in 2013 &amp; 2014 up to Week (37/14)/ Ending on : 14/09/2014)

COUNTRY	2013											2014											Latest line List Date		
	AFP									Specimen	Wild isolates		AFP									Specimen		Wild isolates	
	Total AFP cases onset 2013	Case classification					Non polio AFP rate **	AFP cases pending classification > 90 days from onset of paralysis	AFP cases pending classification and lab > 90 days from onset of paralysis		% with *** adequate specimens	Wild P1 Poliovirus	Wild P3 Poliovirus	Total AFP cases onset 2014	Case classification					Annualized Non polio AFP rate **	AFP cases pending classification > 90 days from onset of paralysis			AFP cases pending classification and lab > 90 days from onset of paralysis	% with *** adequate specimens
		Total Confirmed Polio Cases *	Polio Compatible	Pending Classification	Discarded (non polio AFP)	VDPV				Total Confirmed Polio Cases *					Polio Compatible	Pending Classification	Discarded (non polio AFP)	VDPV							
Afghanistan	1897	14	4	0	1875	4	9.9	0	0	93.0	14	0	1603	8	0	156	1439	0	12.0	7	0	93.5	8	0	11/09/2014
Bahrain	12	0	0	0	12	0	4.4	0	0	91.7	0	0	14	0	0	1	13	0	7.3	0	0	100.0	0	0	11/09/2014
Djibouti	7	0	0	2	5	0	2.4	2	0	85.7	0	0	2	0	0	2	0	0	1.0	1	0	50.0	0	0	14/09/2014
Egypt	1007	0	0	0	1007	0	3.0	0	0	92.5	0	0	694	0	0	105	588	1	2.9	1	0	89.6	0	0	13/09/2014
Iran	708	0	0	0	707	1	4.0	0	0	95.8	0	0	518	0	0	106	412	2	4.1	0	0	96.7	0	0	13/09/2014
Iraq	444	0	0	0	444	0	3.1	0	0	84.2	0	0	430	2	0	29	399	0	4.2	5	0	88.8	2	0	12/09/2014
Jordan	35	0	0	0	35	0	1.4	0	0	91.4	0	0	27	0	0	4	23	0	1.5	0	0	100.0	0	0	04/09/2014
Kuwait	39	0	0	0	39	0	5.1	0	0	94.9	0	0	17	0	0	3	14	0	2.9	2	2	100.0	0	0	07/09/2014
Lebanon	33	0	0	0	33	0	2.2	0	0	45.5	0	0	27	0	0	12	15	0	2.0	4	0	66.7	0	0	13/09/2014
Libya	58	0	0	0	58	0	2.8	0	0	93.1	0	0	30	0	0	4	26	0	2.0	0	0	100.0	0	0	13/09/2014
Morocco	106	0	0	0	106	0	1.0	0	0	73.6	0	0	77	0	0	32	45	0	1.1	20	1	66.2	0	0	12/09/2014
Oman	20	0	0	0	20	0	2.5	0	0	95.0	0	0	17	0	0	2	15	0	3.1	0	0	88.2	0	0	07/09/2014
Pakistan	4789	93	23	0	4625	48	6.0	0	0	88.8	93	0	3053	145	1	235	2653	20	5.3	91	11	90.6	145	0	14/09/2014
Palestine	38	0	0	0	38	0	2.2	0	0	94.7	0	0	15	0	0	4	11	0	1.2	0	0	93.3	0	0	11/09/2014
Qatar	8	0	0	0	8	0	3.4	0	0	100.0	0	0	5	0	0	1	4	0	2.4	0	0	100.0	0	0	07/09/2014
Saudi Arabia	220	0	0	0	220	0	2.4	0	0	96.4	0	0	136	0	0	21	115	0	2.1	0	0	96.3	0	0	11/09/2014
Somalia	546	194	15	0	336	1	6.4	0	0	86.8	194	0	298	5	0	20	273	0	7.4	4	0	96.3	5	0	04/09/2014
Sudan	410	0	0	0	409	1	2.6	0	0	97.6	0	0	284	0	0	27	257	0	2.4	0	0	96.8	0	0	04/09/2014
South Sudan	294	0	0	0	294	0	3.5	0	0	93.5	0	0	South Sudan has now moved to the African Region starting October 2013											02/07/2014	
Syria	180	35	12	0	133	0	1.7	0	0	67.2	35	0	161	1	0	8	152	0	3.0	0	0	90.7	1	0	11/09/2014
Tunisia	43	0	0	0	43	0	1.6	0	0	74.4	0	0	26	0	0	0	26	0	1.4	0	0	88.5	0	0	12/09/2014
U.A.E	31	0	0	0	31	0	3.1	0	0	100.0	0	0	13	0	0	1	12	0	1.7	0	0	100.0	0	0	13/09/2014
Yemen	614	0	0	0	613	1	5.1	0	0	91.4	0	0	367	0	0	41	326	0	4.3	0	0	95.6	0	0	14/09/2014
EMR	11539	336	54	2	11091	56	4.6	2	0	90.2	336	0	7814	161	1	814	6818	23	4.4	135	14	92.0	161	0	
2012 #	11120	95	15	0	10973	40	4.5	0	0	90.6	93	3													

\* Confirmed polio cases refer to wild isolation from AFP cases or from contacts of negative index AFP cases

# In 2012, 1 AFP case in Pakistan had co-infection P1 &amp; P3 from 2 contacts P1 &amp; P3

\*\* Non-polio AFP per 100,000 children &lt;15 years

\*\*\* Adequate here refers to two stool specimens collected at least 24 hours apart, within 14 days of paralysis onset

\*\*\*\* AFP cases co infected with P1 and P3 are counted separately as wild isolates



World Health Organization – Regional Office for Eastern Mediterranean  
AFP SURVEILLANCE

15-Sep-14

Week 37, ending 14 September 2014

Number 832

Table 4: Investigation of contacts of AFP cases with paralysis onset in 2014 up to Week (37/14)/ Ending on : 14/09/2014)

Country	No. of AFP cases	No. of eligible AFP cases for contact sampling*	% of eligible AFP cases with contact samplings	% of eligible AFP cases with 3+ contacts	Total number of Contacts* *	% of contacts under 5 years	% of contacts with specimens collected within 7 days of notification of index	% Contact specimens in lab within 3 days of collection	% Contact specimens positive for NPEV	% Contact specimens positive for Sabin like virus	No. of contacts positive for wild virus	% of wild polio virus isolation from contacts	No. of Contacts positive for VDPVs	No. of -ve index AFP cases identified positive by contact	No. of district identified infected from contacts
Afghanistan	1603	104	89.4	89.4	727	95.9	67.7	31.3	26.1	5.0	0	0.0		0	0
Bahrain	14	0			0						0			0	0
Djibouti	2	1	100.0	0.0	1	0.0	100.0				0			0	0
Egypt	694	79	55.7	55.7	242	82.2	52.1	98.6	13.0	0.5	0	0.0		0	0
Iran	518	17	100.0	94.1	98	73.5	34.7	62.2	2.0	6.1	0	0.0		0	0
Iraq	430	48	75.0	50.0	188	63.8	12.2	77.9	9.3	4.7	1	0.6		0	0
Jordan	27	0			0						0			0	0
Kuwait	17	0			26	34.6	100.0	100.0	12.5	6.3	0	0.0		0	0
Lebanon	27	9	88.9	77.8	22	27.3	81.8	27.3	9.1	9.1	0	0.0		0	0
Libya	30	0			0						0			0	0
Morocco	77	26	38.5	38.5	55	38.2	60.0	55.3	2.1	0.0	0	0.0		0	0
Oman	17	2	0.0	0.0	32	84.4	68.8	100.0	21.9	6.3	0	0.0		0	0
Pakistan	3053	288	72.6	66.0	820	87.4	53.9	66.4	25.1	5.6	5	0.6	2	1	0
Palestine	15	1	0.0	0.0	0						0			0	0
Qatar	5	0			0						0			0	0
Saudi Arabia	136	5	100.0	80.0	16	75.0	18.8	100.0	0.0	0.0	0	0.0		0	0
Somalia	298	11	90.9	90.9	875	91.0	96.5	22.4	9.0	4.7	0	0.0		0	0
Sudan	284	9	66.7	66.7	131	81.7	65.6	37.1	9.7	3.2	0	0.0		0	0
<b>South Sudan</b>	South Sudan has now moved to the African Region starting October 2013														
Syria	159	15	73.3	26.7	224	29.5	86.6	50.0	1.9	3.9	0	0.0		0	0
Tunisia	26	3	33.3	0.0	10	30.0	60.0	80.0	10.0	0.0	0	0.0		0	0
U.A.E.	13	0			0						0			0	0
Yemen	349	16	87.5	87.5	816	55.0	79.3	12.1	11.5	2.8	0	0.0		0	0
<b>Grand Total 2014</b>	<b>7609</b>	<b>601</b>	<b>73.9</b>	<b>66.9</b>	<b>4216</b>	<b>77.0</b>	<b>69.8</b>	<b>41.2</b>	<b>15.0</b>	<b>4.2</b>	<b>6</b>	<b>0.2</b>	<b>2</b>	<b>1</b>	<b>0</b>
<b>Grand Total 2013</b>	<b>11539</b>	<b>1148</b>	<b>77.5</b>	<b>72.1</b>	<b>8052</b>	<b>79.5</b>	<b>73.6</b>	<b>37.8</b>	<b>17.1</b>	<b>5.9</b>	<b>316</b>	<b>4.3</b>	<b>2</b>	<b>57</b>	<b>20</b>

\* Eligible refers to AFP cases with inadequate stool specimens

Number and distribution by district of -ve index AFP cases identified wild P1 by contact in EMR, 2014

\*\* Total number of contacts from eligible AFP cases and from other AFP cases as per with country criteria for contact sampling

Last wild contacts in EMR, 01/01/2013-14/09/2014

Year	Country	Data Count of wild contacts	Date of Most Recent stool collection
2013	Syria	3	04/02/14
	Afghanistan	1	01/01/14
	Pakistan	7	21/12/13
	Somalia	305	30/11/13
<b>2013 Total</b>		<b>316</b>	<b>04/02/14</b>
2014	Pakistan	5	26/07/14
	IRQ	1	26/02/14
<b>2014 Total</b>		<b>6</b>	<b>26/07/14</b>

P1			Count	First case	Last case
COUNTRY	PROVINCE	DISTRICT			
PAK	KHYBER PAKHTOO	BANNU	1	03/03/14	03/03/14
<b>PAK Total</b>			<b>1</b>	<b>03/03/14</b>	<b>03/03/14</b>
<b>Grand Total</b>			<b>1</b>	<b>03/03/14</b>	<b>03/03/14</b>



Table 5: Laboratory investigation of AFP cases with paralysis onset in 2014 up to Week (37/14) Ending on : 14/09/2014)

Country	Polio laboratories  Sequencing performed by CDC and RIVM laboratories	AFP cases with specimens	Preliminary virus isolation results of AFP cases						Poliovirus intratypic differentiation results #									Indicators				Latest report Date				
			Referred for ITD		NPEV only	Negative	Pending		Type 1			Type 2			Type 3			Discordant pending sequence	NPEV by PCR	Non-EV	Pending ITD		% specimens positive for NPEV*	% AFP cases with culture results within 14 days	% AFP cases with ITD results within 7 days	% AFP cases with ITD results within 45 days of onset**
			L20B+	L20B+&NPEV			received <= 14 days	received > 14 days ago	Wild	Sabin	VDPV	Wild	Sabin	VDPV	Wild	Sabin	VDPV									
Afghanistan	RRL Pakistan	1570	94	10	281	1118	66	1	8	51			19			47		1	1			18%	97%	91%	98%	12/09/14
Bahrain	PNL Oman	14			5	8	1															38%	100%		92%	07/09/14
Djibouti	NPL Kenya	2					1	1																		14/09/14
Egypt**	RRL Egypt	682	22	6	105	515	34			13		6	1		11			3	1			15%	99%	96%	100%	11/09/14
Iran	NPL Iran	519	8		12	484	15			3	1	1	1		2							2%	100%	100%	99%	13/09/14
Iraq	NPL Iraq, RRL Egypt	429	24		57	332	13	3	2	9		3			14							13%	100%	100%	86%	14/09/14
Jordan	NPL Jordan, RRL Tunisia	29			2	27																9%	100%			11/09/14
Kuwait	RRL Kuwait	20				11	2	7														4%	100%		100%	14/09/14
Lebanon	RRL Egypt	27	1			24	2						1									3%	100%	100%	92%	11/09/14
Libya	RRL Tunisia	30			2	28																7%	100%		97%	12/09/14
Morocco	NPL Morocco, RRL Tunisia	64	2		4	55	3			2			2									5%	100%	50%	94%	12/09/14
Oman	NPL Oman	17			3	12	2															21%	100%		100%	07/09/14
Pakistan	RRL Pakistan	3398	325	31	701	2176	164	2	144	82		46	18		87		22	5	3			20%	97%	92%	98%	12/09/14
Palestine & UNRWA		15			2	12		1														14%	0%		100%	11/09/14
Qatar	NPL Oman	5				5																0%	100%		100%	07/09/14
Saudi Arabia	NPL Saudi Arabia, NPL Oman	136	1		4	125	3	3							1							3%	99%	100%	100%	14/09/14
Somalia	NPL Kenya	298	29		28	225		16	5	16					17							10%	7%		92%	04/09/14
Sudan	NPL Sudan, RRL Egypt	296	3		42	227	19	5				4			1			1				13%	96%	100%	100%	11/09/14
South Sudan	NPL Kenya																									02/07/14
South Sudan has now moved to the African Region starting October 2013																										
Syria	NPL Syria, RRL Tunisia	160	14		2	137	7		1	3			6		8		3					2%	99%	100%	65%	10/09/14
Tunisia	RRL Tunisia	27			1	26																6%	100%		100%	12/09/14
U.A.E	NPL Oman	13				12	1															0%	100%		83%	07/09/14
Yemen	RRL Egypt	361	19	3	59	251	27			12		7			11				1			14%	96%	100%	99%	11/09/14
Total EMR 2014		8112	542	50	1310	5810	360	39	160	191	1	95	20		201		26	10	2	3		15%	94%	93%	98%	
Total EMR 2013		11357	826	56	1815	8656		2	271	285		144	56		274	1	4	16	12			15%	92%	98%	96%	

\* Specimens from all sources including non-AFP cases, excluding environmental samples

\*\* This indicator reflects surveillance and laboratory activities

Total wild P1 cases for Syria in 2013 is 35 cases. Table (5) in Poliofax reflecting lab data shows only 27 wild cases as the over 8 cases were cross notified and not processed in National Polio Lab of Syria



## World Health Organization – Regional Office for Eastern Mediterranean

## AFP SURVEILLANCE

Week 37, ending 14 September 2014

15-Sep-14

Number 832

\*\*\* Environmental surveillance initiated in **Egypt** in Septe

Result	2010	2011	2012	2013	2014
Negative	183	178	196	304	250
Pending					24
Wild			2		
VDPVP2			7	3	1
VDPVP1			1		1
Sabin	233	270	205	165	16
Total	416	448	411	472	292

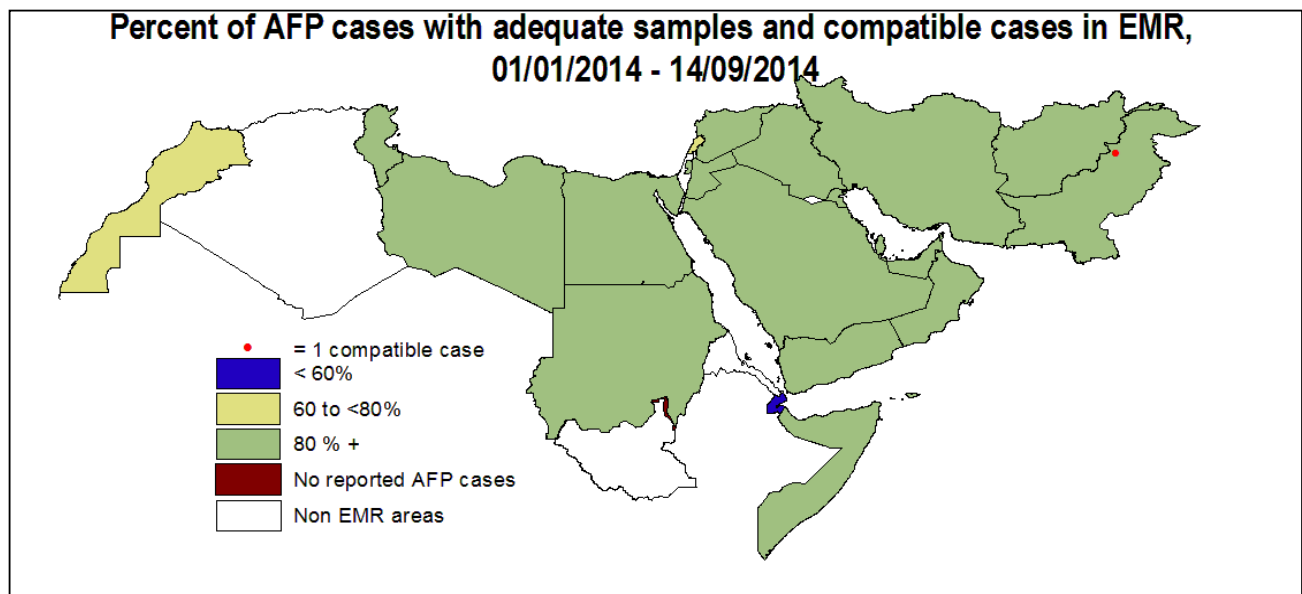
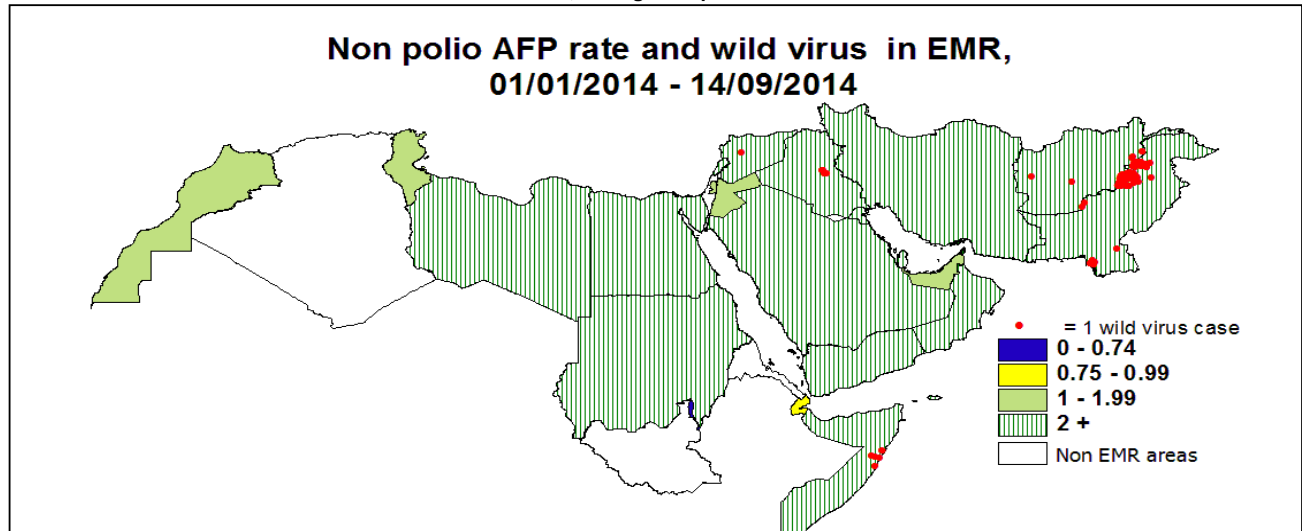
YEA	Province	Site	Count	First date	Last Date	
2013	VDPVP2	CAIRO	AL HAGGANA 2	1	08/01/13	08/01/13
		FAYOUM	FAYOUM CITY	1	14/04/13	14/04/13
		MINYA	AQURQAS	1	04/03/13	04/03/13
	VDPVP2 Total			3	08/01/13	14/04/13
2014	VDPVP2	GIZA	AL WASLA	1	04/03/14	04/03/14
				1	04/03/14	04/03/14
	VDPVP1	QALUBIA	BENHA	1	20/04/14	20/04/14
	VDPVP1 Total			1	20/04/14	20/04/14

\*\*Environmental surveillance initiated in **Pakistan** in August 200

Status	2009	2010	2011	2012	2013	2014
Negative	27	77	68	150	265	214
pending						24
Wild	18	79	136	89	66	64
Grand Total	45	156	204	239	331	302

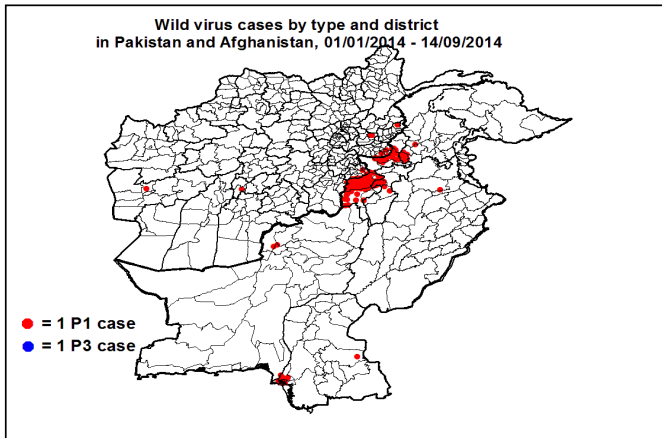
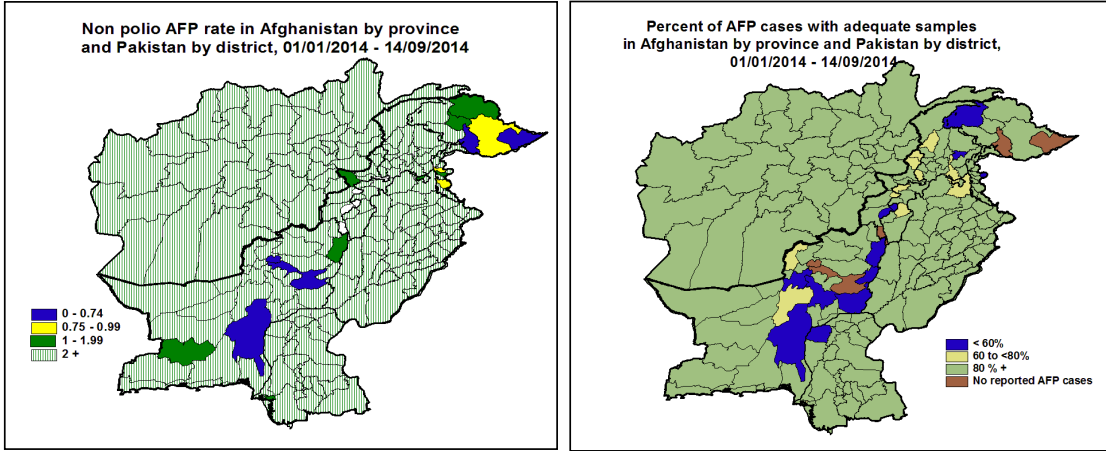
Year	SITEDIST	SITENAME	Count	Wild	First date	Last date
2014	KHI.BALDIA TOWN	SAJJAN GOTH	2		27/01/2014	17/07/2014
		KHI.GADAP TOWN	BALDIA COMPOSITE	2		08/01/2014
	KHI.GULSHAN-E-IQBAL TOWN	COMPOSITE SAMPLE	6		10/01/2014	10/07/2014
		SOHRAB GOTH	4		22/01/2014	21/08/2014
		CHAKORA NULLA	4		04/02/2014	05/08/2014
	LAHORE	RASHID MINHAS RD LAY	7		17/01/2014	16/07/2014
		GULSHAN RAVI STATION	2		05/05/2014	05/08/2014
	PESHAWAR	OUTFALL STATION	12		12/04/2014	12/08/2014
		LARA MA	4		25/01/2014	24/06/2014
	RAWALPINDI	SHAHEEN TOWN	6		10/01/2014	11/08/2014
		SAFDAR ABAD	2		28/01/2014	11/08/2014
	QUETTA	DHOKE DALLAL	1		21/05/2014	21/05/2014
		JATAK KILLI & TAKHTHANI BY PASS	3		31/03/2014	08/08/2014
	MULTAN	SUR PUL	2		20/03/2014	20/06/2014
		ALI TOWN	1		19/07/2014	19/07/2014
	SUKKUR	MIANI PUMPING STATION	1		05/06/2014	05/06/2014
	HYDERABAD	TULSIDAS PUMPING STATION	4		06/05/2014	06/08/2014
JACOBABAD	SADDAR PUMPING STATION	1		15/08/2014	15/08/2014	
2014 Total			64		08/01/2014	21/08/2014

Environmental Surveillance in Palestine 2013-2014					
Year	Result	Site	Count	First Date	Last Date
2013	Wild P1	Gaza Rafah - Tel Sultan	4	18/08/13	17/11/13
		West Bank - Tulkarem	1	30/06/13	30/06/13
		West Bank - Hebron	1	01/09/13	01/09/13
		West Bank - Salfit	1	01/09/13	01/09/13
2014	Wild P1	Gaza Rafah - Sheik Ajlun	1	05/01/14	05/01/14



**Wild polio cases by country and date of onset of paralysis in EMR, 2013-2014**

Year	COUNTRY	P1			Total Count	First Case	Last Case
		Count	First Case	Last Case			
2013	AFG	14	31/01/13	20/12/13	14	31/01/13	20/12/13
	PAK	93	14/01/13	31/12/13	93	14/01/13	31/12/13
	SOM	194	17/04/13	20/12/13	194	17/04/13	20/12/13
	SYR	35	14/07/13	28/12/13	35	14/07/13	28/12/13
<b>2013 Total</b>		<b>336</b>	<b>14/01/13</b>	<b>31/12/13</b>	<b>336</b>	<b>14/01/13</b>	<b>31/12/13</b>
2014	AFG	8	14/01/14	17/06/14	8	14/01/14	17/06/14
	IRQ	2	10/02/14	07/04/14	2	10/02/14	07/04/14
	PAK	145	03/01/14	30/08/14	145	03/01/14	30/08/14
	SOM	5	11/05/14	11/08/14	5	11/05/14	11/08/14
	SYR	1	21/01/14	21/01/14	1	21/01/14	21/01/14
<b>2014 Total</b>		<b>161</b>	<b>03/01/14</b>	<b>30/08/14</b>	<b>161</b>	<b>03/01/14</b>	<b>30/08/14</b>

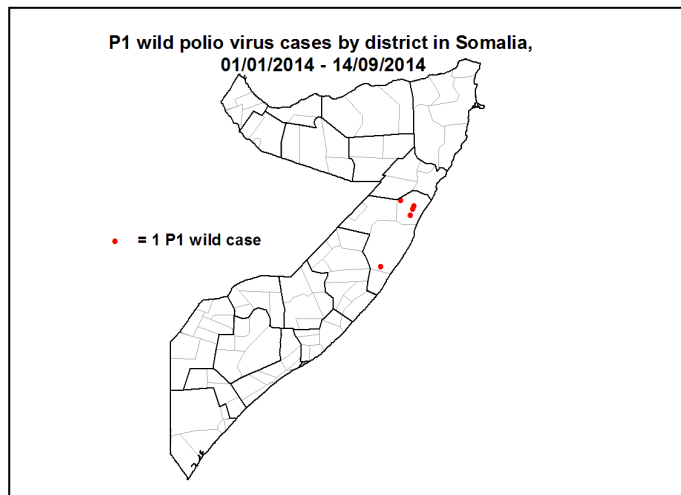
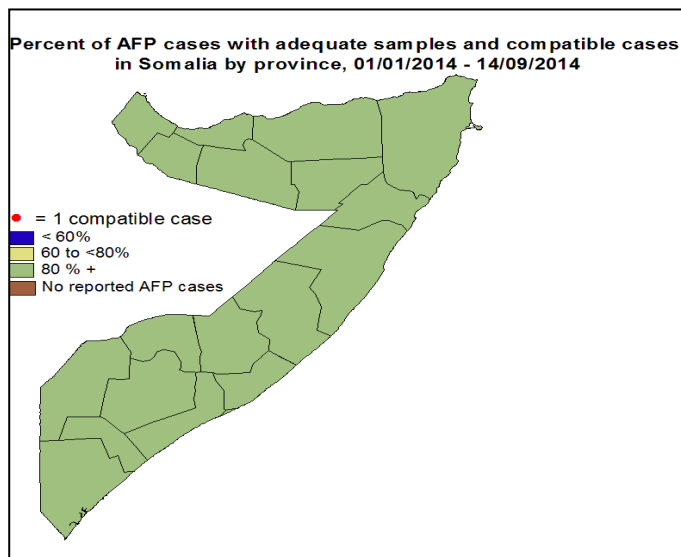
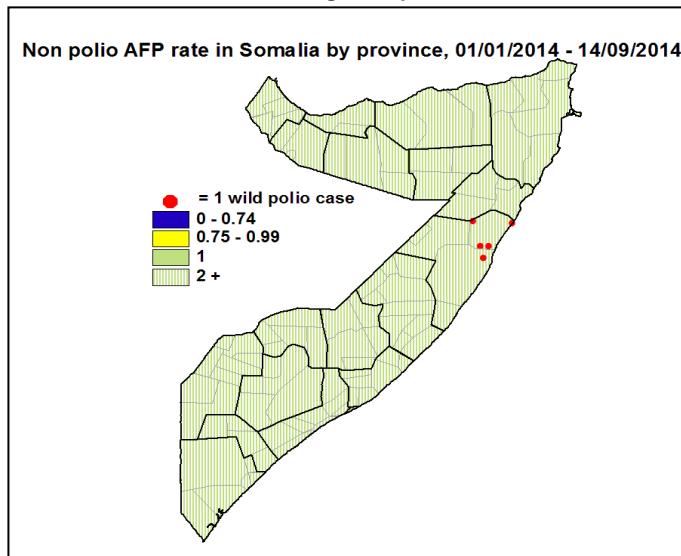


**Wild polio cases by district and date of onset of paralysis in Afghanistan, 2014**

PROVINCE	DISTRICT	P1		
		Count	First case	Last case
KHOST	TEREZAYI	1	17/06/14	17/06/14
FARAH	KHAK-E-SAFED	1	03/06/14	03/06/14
URUZGAN	DEHRAWUD	1	20/05/14	20/05/14
NANGARHAR	ACHIN	1	15/05/14	15/05/14
	MUHMAND DARA	1	25/02/14	25/02/14
LAGHMAN	ALINGAR	2	14/01/14	06/04/14
KUNAR	GHAZIABAD	1	31/01/14	31/01/14
Grand Total		8	14/01/14	17/06/14

**Wild polio cases by district and date of onset of paralysis in Pakistan, 2014**

PROVINCE	DISTRICT	P1		
		Count	First case	Last case
FATA	KHYBER	28	12/01/14	30/08/14
	WAZIR-N	64	03/01/14	17/08/14
	WAZIR-S	12	12/02/14	11/08/14
	FR BANNU	2	14/02/14	02/05/14
KHYBER PAKHTOON	LAKKIMRWT	2	24/06/14	06/08/14
	TANK	2	29/07/14	04/08/14
	BANNU	12	26/01/14	30/07/14
	PESHAWAR	8	31/01/14	12/07/14
	MARDAN	1	15/06/14	15/06/14
BALOCHISTAN	QUETTA	1	03/08/14	03/08/14
	KABDULAH	1	02/07/14	02/07/14
SINDH	KHILANDHI	2	06/06/14	08/07/14
	SANGHAR	1	24/06/14	24/06/14
	KHIGADAP	4	26/03/14	21/06/14
	KHINORTH	1	20/06/14	20/06/14
	KHISITE	1	04/05/14	04/05/14
	KHIORANGI	1	30/03/14	30/03/14
	KHIBALDIA	1	10/02/14	10/02/14
PUNJAB	CHAKWAL	1	07/07/14	07/07/14
Grand Total		145	03/01/14	30/08/14



**Wild polio cases by district and date of onset of paralysis in Somalia, 2014**


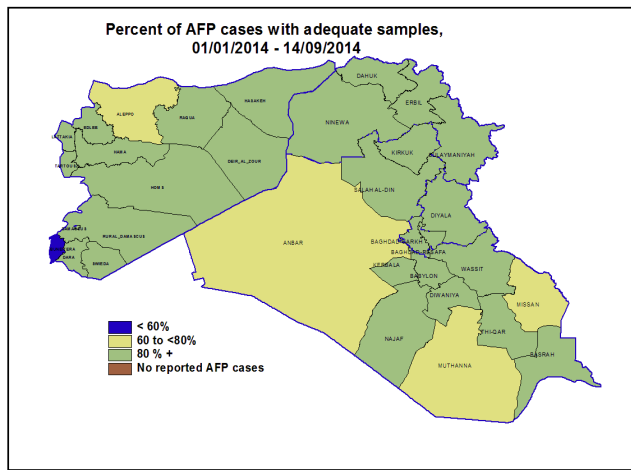
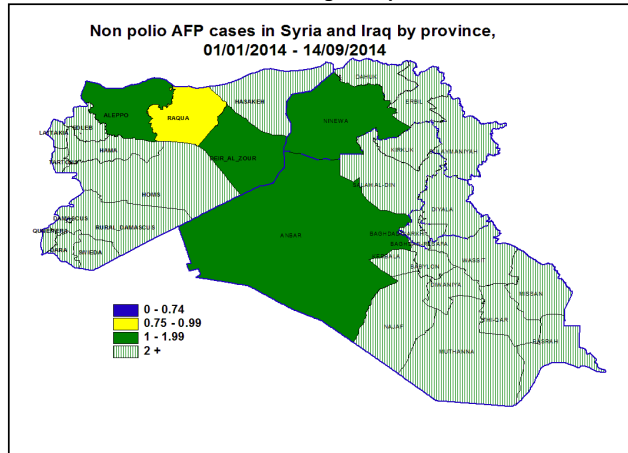
Year	PROVINCE	DISTRICT	Count	First case	Last case
2014	MUDUG	HOBYO	1	11/08/14	11/08/14
		JARIBAN	4	11/05/14	03/06/14
2014 Total			5	11/05/14	11/08/14





World Health Organization – Regional Office for Eastern Mediterranean  
**AFP SURVEILLANCE**  
 Week 37, ending 14 September 2014

15-Sep-14  
 Number 832



**Wild polio cases by district and date of onset of paralysis in Syria, 2014**

COUNTRY	PROVINCE	DISTRICT	P1		
			Count	First case	Last case
IRQ	BAGHDAD-RESAFA	MADA'IN	1	07/04/14	07/04/14
		SHA'B	1	10/02/14	10/02/14
IRQ Total			2	10/02/14	07/04/14
SYR	HAMA	SALAMEYEH	1	21/01/14	21/01/14
SYR Total			1	21/01/14	21/01/14
Grand Total			3	21/01/14	07/04/14



**Circulating VDPV cases and date of onset of paralysis in EMR countries  
by districts , 2013-2014**

Year	COUNTRY	PROVINCE	DISTRICT	cVDP2			cVDP3		
				Count	First Case	Last Case	Count	First Case	Last Case
2013	AFG	KANDAHAR	SHAHWALIKOT	1	13/03/13	13/03/13			
		HILMAND	NAD-E-ALI	2	22/01/13	20/02/13			
	AFG Total			3	22/01/13	13/03/13			
	PAK	FATA	WAZIR-N	41	10/04/13	30/12/13			
			MOHMAND	1	13/07/13	13/07/13			
		SINDH	KHIGADAP	4	21/02/13	03/07/13			
		BALOCHISTAN	MASTUNG	1	27/06/13	27/06/13			
			JAFARABAD	1	11/01/13	11/01/13			
	PAK Total			48	11/01/13	30/12/13			
	SOM	LOWER SHABELLE	AFGOI	1	09/01/13	09/01/13			
SOM Total			1	09/01/13	09/01/13				
YEM	SAADAH	SAHAR				1	12/07/13	12/07/13	
YEM Total						1	12/07/13	12/07/13	
2013 Total				52	09/01/13	30/12/13	1	12/07/13	12/07/13
2014	PAK	FATA	FR BANNU	8	24/01/14	27/05/14			
			WAZIR-N	7	03/01/14	12/04/14			
		KHYBER PAKHTOON	LAKKIMRWT	1	08/05/14	08/05/14			
			BANNU	1	03/05/14	03/05/14			
	PAK Total			17	03/01/14	27/05/14			
2014 Total				17	03/01/14	27/05/14			

**In 2013, 1 AFP case in Somalia was identified as VDPV by contact**  
**In 2014, 1 AFP case in Pakistan was identified as VDPV by contact**  
**In 2014, 1 AFP case in Pakistan from Khyber district, FATA province with date of onset 27/05/2014 was identified as WPV1 and cVDPV2. The case is classified as wild and reflected in page 2 table (3), pages 6 & 7 of poliofax. Accordingly final number of cVDPV cases in Pakistan in 2014 is (18)**