



AFP SURVEILLANCE

1-Sep-14

Week 35, ending 31 August 2014

Number 830

Table 1: Acute Flaccid Paralysis (AFP) cases by week of onset

Country	Reported AFP cases by week of onset - Week (34/14) / Ending on : 24/08/14														
	Total AFP 2012	Total AFP 2013	Total AFP to date, 2014	W 24 15 Jun 14	W 25 22 Jun 14	W 26 29 Jun 14	W 27 06 Jul 14	W 28 13 Jul 14	W 29 20 Jul 14	W 30 27 Jul 14	W 31 03 Aug 14	W 32 10 Aug 14	W 33 17 Aug 14	W 34 24 Aug 14	W 35 31 Aug 14
Afghanistan	1829	1897	1525	35	58	39	42	35	38	29	53	48	40	29	8
Bahrain	19	12	14	0	0	1	0	0	0	0	0	0	0	1	0
Djibouti	6	7	1	0	0	0	0	0	0	0					
Egypt	1022	1007	655	18	22	17	21	11	14	5	16	20	28	23	4
Iran	689	708	497	15	16	13	11	7	11	8	20	10	7	6	0
Iraq	467	444	415	12	7	13	8	8	9	10	3	8	9	4	
Jordan ****	34	35	27	1	2	1	0	0	1	0	2	0	0		
Kuwait	36	39	17	2	0	0	2	1	1	0	0	0	0	1	0
Lebanon ****	24	33	23	0	0	0	0	0	0	1	2	1	0	0	
Libya	42	58	29	0	0	2	1	0	0						
Morocco	81	106	71	3	1	2	0	5	0	1					
Oman	31	20	16	0	1	1	0	0	1	1	2	0	1	0	0
Pakistan	5036	4789	2852	90	84	89	77	77	67	58	51	32	25	5	1
Palestine ****	21	38	14	0	0	0	1	1	0	0	0	1	0	0	0
Qatar	13	8	5	1	1	0	1	0	0	0	0	0	0	0	
Saudi Arabia	227	220	132	7	5	1	2	4	4	2	4	2	1	0	0
Somalia	148	546	287	11	6	5	2	6	8	3	8	5	10	0	
Sudan	384	410	274	10	9	7	9	7	7	8	12	14	8	8	0
South Sudan	326	294	0	South Sudan has now moved to the African Region starting October 2013											
Syria ****	109	180	155	4	5	7	4	4	2	1	1	1	5	1	1
Tunisia	61	43	26	0	1	1	2	0	1	0	1	0	0	0	
U.A.E	40	31	13	1	1	0	1	1	0	1	0	0	1	0	0
Yemen	475	614	342	3	11	8	6	7	5	1	9	17	8	5	0
Total EMR	11120	11539	7390	213	230	207	190	174	169	129	184	159	143	83	14

No data = No report received

Table 2: Confirmed polio cases by month of onset

Country	Total year 2012	Total year 2013	31/08		Confirmed polio cases by month of onset											
			2013	2014	September 2013	October 2013	November 2013	December 2013	January 2014	February 2014	March 2014	April 2014	May 2014	Jun 2014	Jul 2014	Aug 2014
Afghanistan	37	14	6	8	3	0	3	2	2	1	0	1	2	2		
Bahrain	0	0	0	0	0	0	0	0	0	0	0	0	0	0	0	
Djibouti	0	0	0	0			0	0	0	0	0	0	0	0	0	
Egypt	0	0	0	0	0	0	0	0	0	0	0	0	0	0		
Iran	0	0	0	0	0	0	0	0	0	0	0	0	0	0		
Iraq	0	0	0	2	0	0	0	0	0	1	0	1	0	0	0	
Jordan ****	0	0	0	0	0	0	0	0	0	0	0	0	0	0		
Kuwait	0	0	0	0	0	0	0	0	0	0	0	0	0	0		0
Lebanon ****	0	0	0	0	0	0	0	0	0	0	0	0	0	0		
Libya	0	0	0	0	0	0	0	0	0	0	0	0	0			
Morocco	0	0	0	0	0	0	0	0	0	0	0	0	0			
Oman	0	0	0	0	0	0	0	0	0	0	0	0	0	0	0	0
Pakistan	58	93	33	117	19	14	10	17	17	18	14	17	16	18	17	
Palestine ****	0	0	0	0	0	0	0	0	0	0	0	0	0	0	0	0
Qatar	0	0	0	0	0	0	0	0	0	0	0	0	0	0	0	
Saudi Arabia	0	0	0	0	0	0	0	0	0	0	0	0	0			
Somalia	0	194	182	4	7	2	2	1	0	0	0	0	2	2		
Sudan	0	0	0	0	0	0	0	0	0	0	0	0	0	0	0	
South Sudan	0	0	0	0	0	0										
Syria ****	0	35	1	1	7	15	9	3	1	0	0	0	0	0	0	
Tunisia	0	0	0	0	0	0	0	0	0	0	0	0	0	0	0	
U.A.E	0	0	0	0	0	0	0	0	0	0	0	0	0	0	0	
Yemen	0	0	0	0	0	0	0	0	0	0	0	0	0			
Total EMR	95	336	222	132	36	31	24	23	20	20	14	19	20	22	17	0

**** UNRWA cases are included with those of country of residence



World Health Organization – Regional Office for Eastern Mediterranean

AFP SURVEILLANCE

1-Sep-14

Week 35, ending 31 August 2014

Number 830

Table 3: Investigation of AFP cases with paralysis onset in 2013 & 2014 up to Week (35/14) / Ending on : (31/08/2014)

COUNTRY	2013											2014											Latest line List Date		
	AFP									Specimen	Wild cases ****		AFP									Specimen		Wild cases ****	
	Total AFP cases onset 2013	Case classification					Non polio AFP rate **	AFP cases pending classification > 90 days from onset of paralysis	AFP cases pending classification and lab > 90 days from onset of paralysis	% with *** adequate specimens	Wild P1 Poliovirus	Wild P3 Poliovirus	Total AFP cases onset 2014	Case classification					Annualized Non polio AFP rate **	AFP cases pending classification > 90 days from onset of paralysis	AFP cases pending classification and lab > 90 days from onset of paralysis	% with *** adequate specimens		Wild P1 Poliovirus	Wild P3 Poliovirus
		Total Confirmed Polio Cases *	Polio Compatible	Pending Classification	Discarded (non polio AFP)	VDPV								Total Confirmed Polio Cases *	Polio Compatible	Pending Classification	Discarded (non polio AFP)	VDPV							
Afghanistan	1897	14	4	0	1875	4	9.9	0	0	93.0	14	0	1525	8	0	161	1356	0	12.1	3	0	93.2	8	0	31/08/2014
Bahrain	12	0	0	0	12	0	4.4	0	0	91.7	0	0	14	0	0	2	12	0	7.8	0	0	100.0	0	0	31/08/2014
Djibouti	7	0	0	2	5	0	2.4	2	0	85.7	0	0	1	0	0	1	0	0	0.5	1	0	0.0	0	0	02/08/2014
Egypt	1007	0	0	0	1007	0	3.0	0	0	92.5	0	0	655	0	0	87	567	1	2.9	1	0	91.0	0	0	28/08/2014
Iran	708	0	0	0	707	1	4.0	0	0	95.8	0	0	497	0	0	116	381	2	4.1	0	0	96.6	0	0	31/08/2014
Iraq	444	0	0	0	444	0	3.1	0	0	84.2	0	0	415	2	0	30	383	0	4.3	5	0	88.9	2	0	28/08/2014
Jordan	35	0	0	0	35	0	1.4	0	0	91.4	0	0	27	0	0	10	17	0	1.6	3	0	100.0	0	0	19/08/2014
Kuwait	39	0	0	0	39	0	5.1	0	0	94.9	0	0	17	0	0	3	14	0	3.1	0	0	94.1	0	0	31/08/2014
Lebanon	33	0	0	0	33	0	2.2	0	0	45.5	0	0	23	0	0	8	15	0	1.8	4	0	65.2	0	0	30/08/2014
Libya	58	0	0	0	58	0	2.8	0	0	93.1	0	0	29	0	0	3	26	0	2.1	0	0	100.0	0	0	26/07/2014
Morocco	106	0	0	0	106	0	1.0	0	0	73.6	0	0	71	0	0	31	40	0	1.0	20	1	66.2	0	0	01/08/2014
Oman	20	0	0	0	20	0	2.5	0	0	95.0	0	0	16	0	0	0	16	0	3.1	0	0	75.0	0	0	31/08/2014
Pakistan	4789	93	23	0	4625	48	6.0	0	0	88.8	93	0	2852	117	1	218	2497	20	5.3	73	7	90.7	117	0	31/08/2014
Palestine	38	0	0	0	38	0	2.2	0	0	94.7	0	0	14	0	0	3	11	0	1.2	0	0	92.9	0	0	31/08/2014
Qatar	8	0	0	0	8	0	3.4	0	0	100.0	0	0	5	0	0	1	4	0	2.5	0	0	100.0	0	0	24/08/2014
Saudi Arabia	220	0	0	0	220	0	2.4	0	0	96.4	0	0	132	0	0	25	107	0	2.2	0	0	96.2	0	0	31/08/2014
Somalia	546	194	15	0	336	1	6.4	0	0	86.8	194	0	287	4	0	30	253	0	7.6	3	0	96.5	4	0	29/08/2014
Sudan	410	0	0	0	409	1	2.6	0	0	97.6	0	0	274	0	0	24	250	0	2.5	0	0	96.7	0	0	31/08/2014
South Sudan	294	0	0	0	294	0	3.5	0	0	93.5	0	0	South Sudan has now moved to African Region starting October 2013										02/07/2014		
Syria	180	35	12	0	133	0	1.7	0	0	67.2	35	0	155	1	0	9	145	0	3.0	0	0	89.7	1	0	28/08/2014
Tunisia	43	0	0	0	43	0	1.6	0	0	74.4	0	0	26	0	0	0	26	0	1.5	0	0	88.5	0	0	29/08/2014
U.A.E	31	0	0	0	31	0	3.1	0	0	100.0	0	0	13	0	0	1	12	0	1.8	0	0	100.0	0	0	31/08/2014
Yemen	614	0	0	0	613	1	5.1	0	0	91.4	0	0	342	0	0	42	300	0	4.3	1	0	95.6	0	0	31/08/2014
EMR	11539	336	54	2	11091	56	4.6	2	0	90.2	336	0	7390	132	1	805	6432	23	4.4	114	8	92.1	132	0	
2012	11120	95	15	0	10973	40	4.5	0	0	90.6	93 #	3 #													

* Confirmed polio cases refer to wild isolation from AFP cases or from contacts of negative index AFP cases

** Non-polio AFP per 100,000 children <15 years

*** Adequate here refers to two stool specimens collected at least 24 hours apart, within 14 days of paralysis onset

**** AFP cases co infected with P1 and P3 are counted separately as wild isolates

In 2012, 1 AFP case in Pakistan had co infection P1 & P3 from 2 contacts P1 & P3



World Health Organization – Regional Office for Eastern Mediterranean

AFP SURVEILLANCE

Week 35, ending 31 August 2014

1-Sep-14

Number 830

Table 4: Investigation of contacts of AFP cases with paralysis onset in 2014 up to Week (35/14) / Ending on : (31/08/2014)

Country	No. of AFP cases	No. of eligible AFP cases for contact sampling*	% of eligible AFP cases with contact samplings	% of eligible AFP cases with 3+ contacts	Total number of Contacts**	% of contacts under 5 years	% of contacts with specimens collected within 7 days of notification of index	% Contact specimens in lab within 3 days of collection	% Contact specimens positive for NPEV	% Contact specimens positive for Sabin like virus	No. of contacts positive for wild virus	% of wild polio virus isolation from contacts	No. of Contacts positive for VDPVs	No. of -ve index AFP cases identified positive by contact	No. of district identified infected from contacts
Afghanistan	1525	103	87.4	87.4	706	95.8	67.4	31.4	26.2	4.5	0	0.0		0	0
Bahrain	14	0			0						0			0	0
Djibouti	1	1	100.0	0.0	1	0.0	100.0				0			0	0
Egypt	655	66	65.2	65.2	233	82.0	51.5	98.5	12.3	0.5	0	0.0		0	0
Iran	497	17	100.0	94.1	98	73.5	34.7	62.2	2.0	6.1	0	0.0		0	0
Iraq	415	46	73.9	47.8	180	62.8	11.7	77.9	8.7	4.7	1	0.6		0	0
Jordan	27	0			0						0			0	0
Kuwait	17	1	0.0	0.0	23	34.8	100.0	100.0	16.7	8.3	0	0.0		0	0
Lebanon	23	8	87.5	75.0	22	27.3	81.8	27.3	9.1	9.1	0	0.0		0	0
Libya	29	0			0						0			0	0
Morocco	71	24	29.2	29.2	44	38.6	54.5	72.2	2.8	0.0	0	0.0		0	0
Oman	16	4	0.0	0.0	32	84.4	68.8	100.0	21.9	6.3	0	0.0		0	0
Pakistan	2852	264	70.8	65.2	758	87.5	53.6	68.3	23.3	6.2	5	0.7	2	1	0
Palestine	14	1	0.0	0.0	0						0			0	0
Qatar	5	0			0						0			0	0
Saudi Arabia	132	5	100.0	80.0	16	75.0	18.8	100.0	0.0	0.0	0	0.0		0	0
Somalia	287	10	80.0	80.0	680	91.6	96.0	23.4	6.9	5.6	0	0.0		0	0
Sudan	274	9	66.7	66.7	131	81.7	65.6	37.1	9.7	3.2	0	0.0		0	0
South Sudan	South Sudan has now moved to African Region starting October 2013														
Syria	155	16	68.8	25.0	219	30.1	86.3	50.0	1.9	3.9	0	0.0		0	0
Tunisia	26	3	33.3	0.0	10	30.0	60.0	80.0	10.0	0.0	0	0.0		0	0
U.A.E.	13	0			0						0			0	0
Yemen	342	15	93.3	93.3	816	55.0	79.3	12.1	11.5	2.8	0	0.0		0	0
Grand Total 2014	7390	593	72.7	66.1	3969	76.4	68.8	42.4	14.8	4.4	6	0.2	2	1	0
Grand Total 2013	11539	1148	77.5	72.1	8052	79.5	73.6	37.8	17.1	5.9	316	4.3	2	57	20

* Eligible refers to AFP cases with inadequate stool specimens

** Total number of contacts from eligible AFP cases and from other AFP cases as per with country criteria for contact sampling

Last wild contacts in EMRO, 01/01/2013- 31/08/2014

Year	Country	Data	Date of Most Recent stool collection
		Count of wild contacts	
2013	Syria	3	04/02/2014
	Afghanistan	1	01/01/2014
	Pakistan	7	21/12/2013
	Somalia	305	30/11/2013
2013 Total		316	04/02/2014
2014	Pakistan	5	26/07/2014
	IRQ	1	26/02/2014
2014 Total		6	26/07/2014

Number and distribution by district of -ve index AFP cases identified as wild positive by contact in EMR, 2014

COUNTRY	PROVINCE	DISTRICT	Count	First case	Last case
PAK	KHYBER PAKHTOON	BANNU	1	03/03/2014	03/03/2014
PAK Total			1	03/03/2014	03/03/2014
Grand Total			1	03/03/2014	03/03/2014



Table 5: Laboratory investigation of AFP cases with paralysis onset in 2014 up to Week (35/14) / Ending on : (31/08/2014)

Country	Polio laboratories Sequencing performed by CDC and RIVM laboratories	AFP cases with specimens	Preliminary virus isolation results of AFP cases						Poliovirus intratypic differentiation results #											Indicators				Latest report Date														
			Referred for ITD		NPEV only	Negative	Pending		Type 1			Type 2			Type 3			Discordant pending sequence	NPEV by PCR	Non-EV	Pending ITD	% specimens positive for NPEV*	% AFP cases with culture results within 14 days		% AFP cases with ITD results within 7 days	% AFP cases with ITD results within 45 days of onset**												
			L20B+	L20B+/NPEV			received < / = 14 days	received > 14 days ago	Wild	Sabin	VPV	Wild	Sabin	VPV	Wild	Sabin	VPV																					
Afghanistan	RRL Pakistan	1483	86	10	268	1062	57		8	47			18			39		1		3	18%	96%	96%	98%	01/09/2014													
Bahrain	PNL Oman	13			5	8															38%	100%		92%	31/08/2014													
Djibouti	NPL Kenya	1					1																		02/08/2014													
Egypt***	RRL Egypt	610	21	6	87	460	17	19		12			5	1		11		3	1	1	14%	98%	96%	100%	31/08/2014													
Iran	NPL Iran	487	8		11	453	2	13		3	1		1	1		2					2%	100%	100%	99%	23/08/2014													
Iraq	RRL Egypt	413	22		55	315	18	3	2	9			3			14					13%	100%	100%	86%	30/08/2014													
Jordan	RRL Tunisia	29			2	26	1														10%	100%			28/08/2014													
Kuwait	RRL Kuwait	18				11	1	6													5%	100%		100%	01/09/2014													
Lebanon	RRL Egypt	25	1			20		4					1								3%	100%	100%	90%	31/08/2014													
Libya	RRL Tunisia	30			2	28															7%	100%		97%	29/08/2014													
Morocco	RRL Tunisia	62	2		4	53	3		2				2			2					5%	100%	50%	93%	29/08/2014													
Oman	NPL Oman	15			3	12															21%	100%		100%	31/08/2014													
Pakistan	RRL Pakistan	3184	282	29	633	2030	209	1	116	78			44	18		75		6	3	16	19%	97%	99%	98%	01/09/2014													
Palestine & UNRWA		14			2	11	1														15%	0%		100%	31/08/2014													
Qatar	NPL Oman	5				5															0%	100%		100%	31/08/2014													
Saudi Arabia	NPL Oman	128	1		3	117		7								1					2%	100%	100%	100%	27/08/2014													
Somalia	NPL Kenya	287	28		23	210	5	21	4	16						17					9%	8%		91%	29/08/2014													
Sudan	RRL Egypt	258	3		34	203	7	11					4			1		1			12%	96%	100%	100%	24/08/2014													
South Sudan	NPL Kenya	South Sudan has moved to AFRO Region starting October 2013																																				02/07/2014
Syria	RRL Egypt	151	14		2	129	5	1	1	2			5			9		7			2%	99%	100%	76%	28/08/2014													
Tunisia	RRL Tunisia	27			1	26															6%	100%		100%	29/08/2014													
U.A.E	NPL Oman	12				12															0%	100%		83%	31/08/2014													
Yemen	RRL Egypt	329	16	2	53	231	25			10			7			8			1		14%	95%	100%	99%	31/08/2014													
Total EMR 2014		7581	484	47	1188	5422	351	87	131	179	1		90	20		179		13	8	2	20	15%	94%	98%	98%													
Total EMR 2013		11357	826	56	1815	8656		2	271	285			146	56		275	1	3	16	12		15%	92%	98%	96%													

* Specimens from all sources including non-AFP cases, excluding environmental samples

** This indicator reflects surveillance and laboratory activities

Total wild P1 cases for Syria in 2013 is 35 cases
Table (5) in Polio Fax reflecting lab data is only showing 27 wild cases as the over 8 cases were cross notified and not processed in National Polio Lab of Syria


Environmental surveillance initiated in Egypt in September 2000 showed the following:

Result	2010	2011	2012	2013	2014
Negative	183	178	196	304	217
Pending					26
Wild			2		
VDPVP2			7	3	1
VDPVP1			1		1
Sabin	233	270	205	165	16
Total	416	448	411	472	261

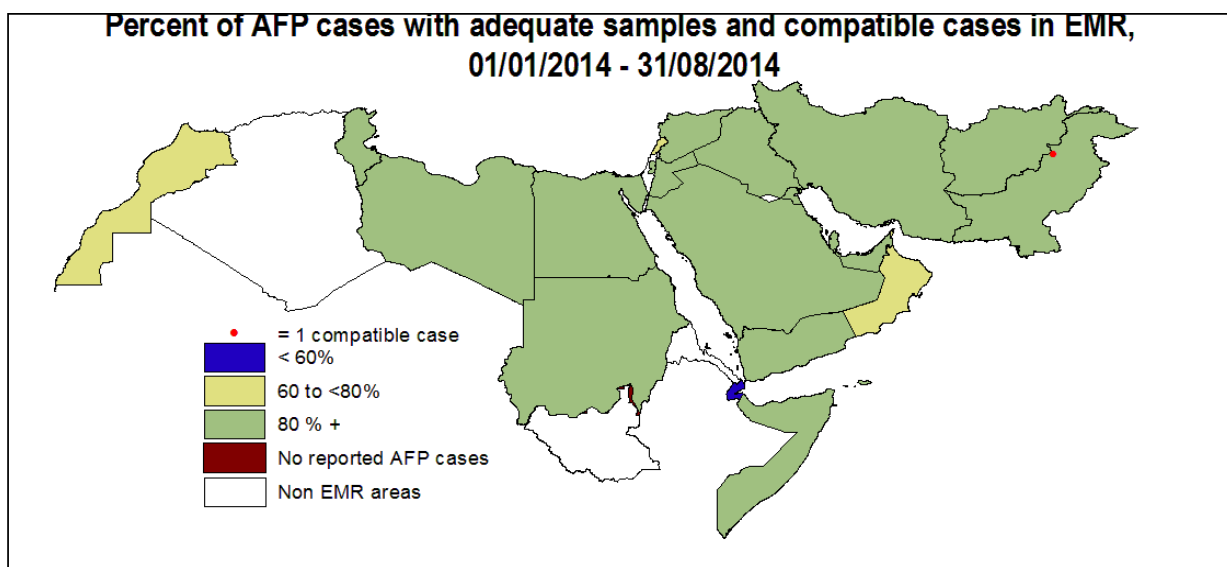
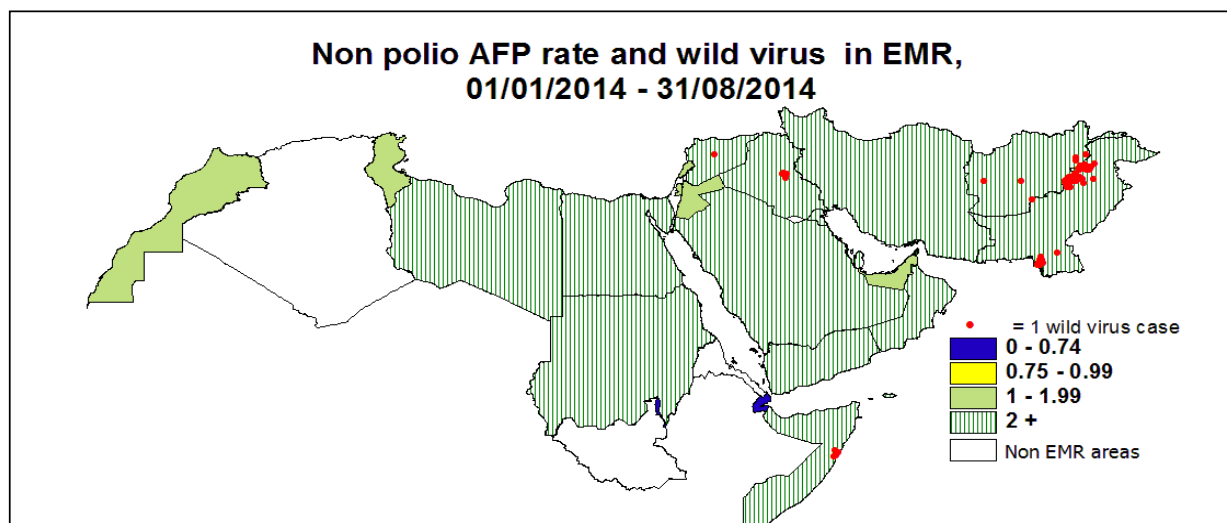
YEA	Province	Site	Count	First date	Last Date	
2013	VDPVP2	CAIRO	AL HAGGANA 2	1	08/01/2013	08/01/2013
		FAYOUM	FAYOUM CITY	1	14/04/2013	14/04/2013
		MINYA	AQURQAS	1	04/03/2013	04/03/2013
	VDPVP2 Total			3	08/01/2013	14/04/2013
2014	VDPVP2	GIZA	AL WASLA	1	04/03/2014	04/03/2014
		VDPVP2 Total			1	04/03/2014
	VDPVP1	QALUBIA	BENHA	1	20/04/2014	20/04/2014
	VDPVP1 Total			1	20/04/2014	20/04/2014

Environmental Surveillance in Palestine 2013-2014					
Year	Result	Site	Count	First Date	Last Date
2013	Wild P1	Gaza Rafah - Tel Sultan	4	18/08/13	17/11/13
		West Bank - Tulkarem	1	30/06/13	30/06/13
		West Bank - Hebron	1	01/09/13	01/09/13
		West Bank - Salfit	1	01/09/13	01/09/13
2014	Wild P1	Gaza Rafah - Sheik Ajlun	1	05/01/14	05/01/14

Environmental surveillance initiated in Pakistan in August 2009 showed the following:

Status	2009	2010	2011	2012	2013	2014
Negative	27	77	68	150	265	187
pending						48
Wild	18	79	136	89	66	53
Grand Total	45	156	204	239	331	288

Year	SITEDIST	SITENAME	Count Wild	First date	Last date
2014	KHI.BALDIA TOWN	SAJJAN GOTH	1	27/01/2014	27/01/2014
		BALDIA COMPOSITE	2	08/01/2014	08/05/2014
	KHI.GADAP TOWN	COMPOSITE SAMPLE	6	10/01/2014	10/07/2014
		SOHRAB GOTH	3	22/01/2014	22/04/2014
		CHAKORA NULLA	3	04/02/2014	01/04/2014
	KHI.GULSHAN-E-IQBAL TOWN	RASHID MINHAS RD LAY	7	17/01/2014	16/07/2014
		GULSHAN RAVI STATION	1	05/05/2014	05/05/2014
	LAHORE	OUTFALL STATION	10	12/04/2014	12/07/2014
		LARA MA	4	25/01/2014	24/06/2014
	PESHAWAR	SHAHEEN TOWN	5	10/01/2014	10/04/2014
		SAFDAR ABAD	1	28/01/2014	28/01/2014
	RAWALPINDI	DHOKE DALLAL	1	21/05/2014	21/05/2014
		JATAK KILLI & TAKHTHANI BY PASS	2	31/03/2014	28/05/2014
	QUETTA	SUR PUL	2	20/03/2014	20/06/2014
		ALI TOWN	1	19/07/2014	19/07/2014
	MULTAN	MIANI PUMPING STATION	1	05/06/2014	05/06/2014
TULSIDAS PUMPING STATION		3	06/05/2014	03/07/2014	
SUKKUR					
HYDERABAD					
2014 Total			53	08/01/2014	19/07/2014



Wild polio cases by country and date of onset of paralysis in EMR, 2013-2014

Year	COUNTRY	P1			Total Count	First Case	Last Case
		Count	First Case	Last Case			
2013	AFG	14	31/01/2013	20/12/2013	14	31/01/2013	20/12/2013
	PAK	93	14/01/2013	31/12/2013	93	14/01/2013	31/12/2013
	SOM	194	17/04/2013	20/12/2013	194	17/04/2013	20/12/2013
	SYR	35	14/07/2013	28/12/2013	35	14/07/2013	28/12/2013
2013 Total		336	14/01/2013	31/12/2013	336	14/01/2013	31/12/2013
2014	AFG	8	14/01/2014	17/06/2014	8	14/01/2014	17/06/2014
	IRQ	2	10/02/2014	07/04/2014	2	10/02/2014	07/04/2014
	PAK	117	03/01/2014	30/07/2014	117	03/01/2014	30/07/2014
	SOM	4	11/05/2014	03/06/2014	4	11/05/2014	03/06/2014
	SYR	1	21/01/2014	21/01/2014	1	21/01/2014	21/01/2014
2014 Total		132	03/01/2014	30/07/2014	132	03/01/2014	30/07/2014



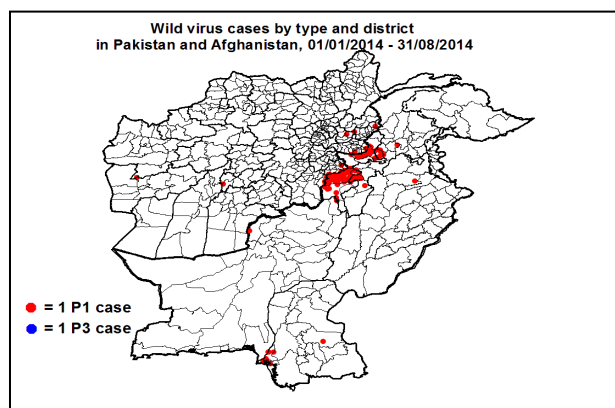
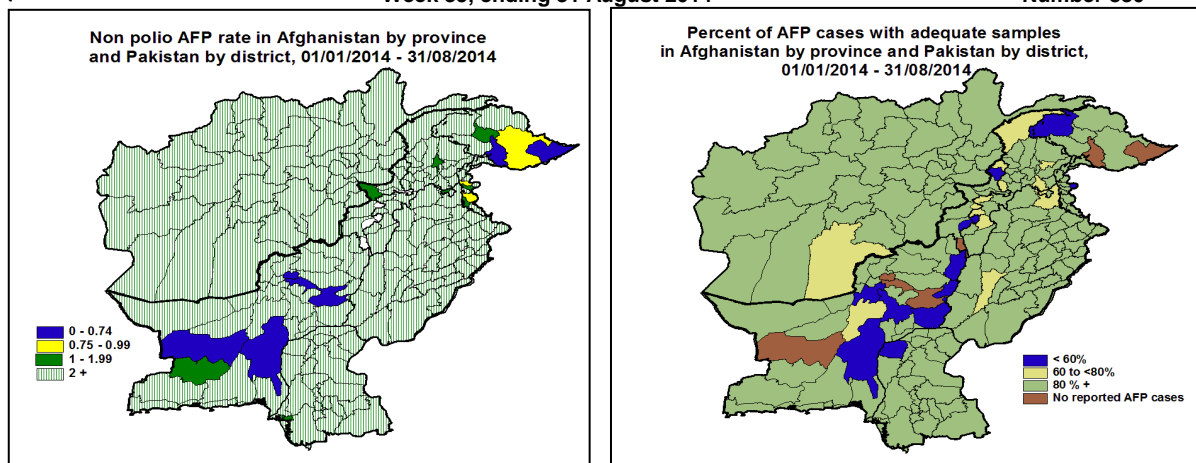
World Health Organization – Regional Office for Eastern Mediterranean

AFP SURVEILLANCE

Week 35, ending 31 August 2014

1-Sep-14

Number 830

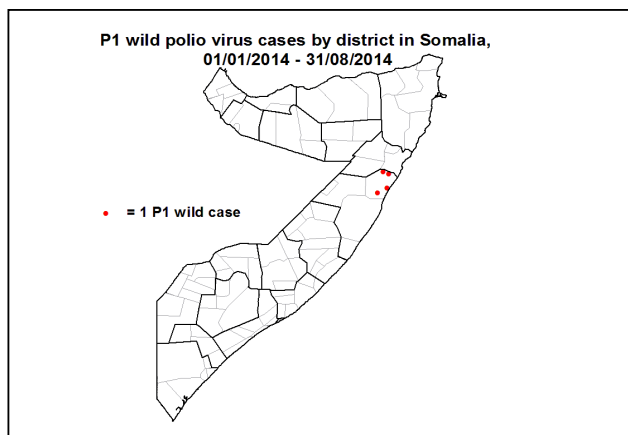
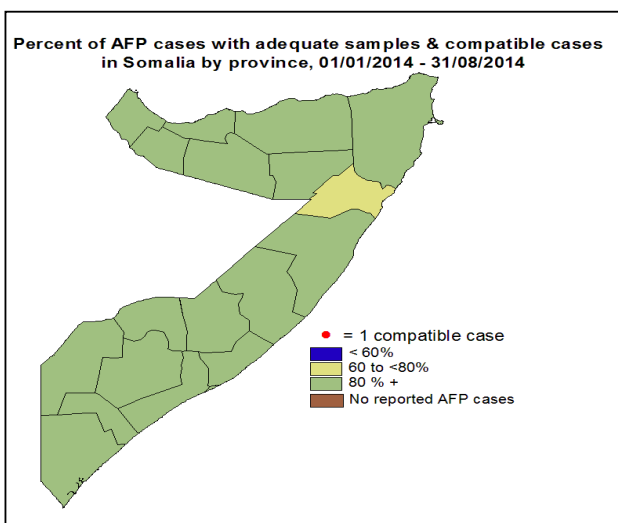
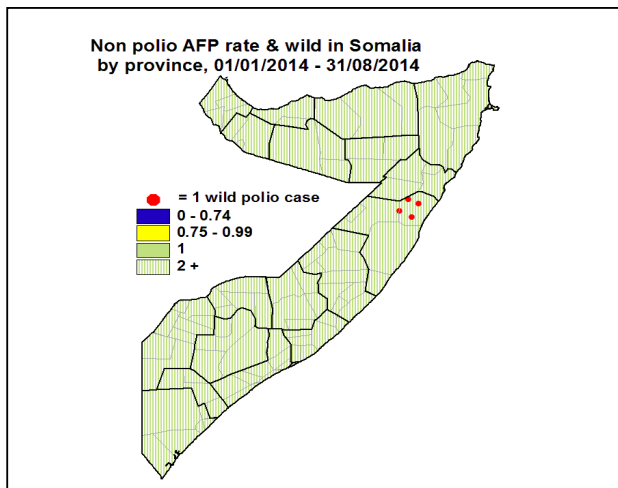


Wild Polio cases by district and date of onset of paralysis, Afghanistan 2014

PROVINCE	DISTRICT	P1		
		Count	First case	Last case
KHOST	KHOST(MATUN)	1	17/06/2014	17/06/2014
FARAH	KHAK-E-SAFED	1	03/06/2014	03/06/2014
URUZGAN	DEHRAWUD	1	20/05/2014	20/05/2014
NANGARHAR	ACHIN	1	15/05/2014	15/05/2014
	MUHMAND DARA	1	25/02/2014	25/02/2014
LAGHMAN	ALINGAR	2	14/01/2014	06/04/2014
KUNAR	GHAZIABAD	1	31/01/2014	31/01/2014
Grand Total		8	14/01/2014	17/06/2014


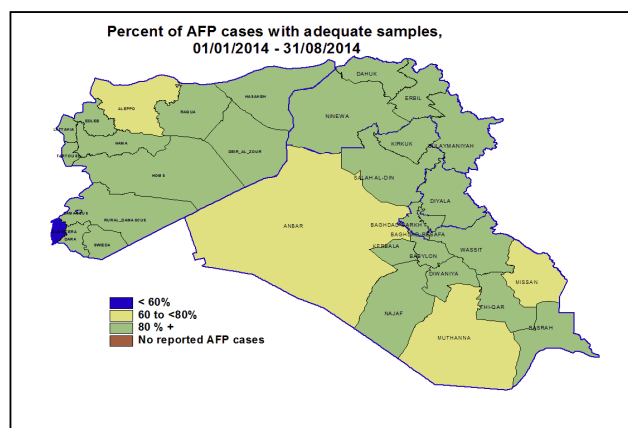
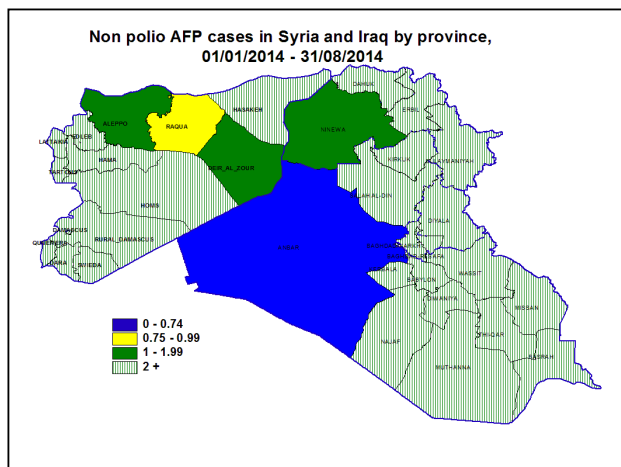
Wild Polio cases by district and date of onset of paralysis, Pakistan 2014

PROVINCE	DISTRICT	P1		
		Count	First case	Last case
FATA	KHYBER	14	12/01/2014	30/07/2014
	WAZIR-N	61	03/01/2014	27/07/2014
	WAZIR-S	8	12/02/2014	12/07/2014
	FR BANNU	2	14/02/2014	02/05/2014
KHYBER PAKHTOON	PESHAWAR	8	31/01/2014	12/07/2014
	LAKKIMRWT	1	24/06/2014	24/06/2014
	BANNU	9	26/01/2014	16/06/2014
	MARDAN	1	15/06/2014	15/06/2014
SINDH	KHILANDHI	2	06/06/2014	08/07/2014
	SANGHAR	1	24/06/2014	24/06/2014
	KHIGADAP	4	26/03/2014	21/06/2014
	KHINORTH	1	20/06/2014	20/06/2014
	KHISITE	1	04/05/2014	04/05/2014
	KHIORANGI	1	30/03/2014	30/03/2014
	KHIBALDIA	1	10/02/2014	10/02/2014
PUNJAB	CHAKWAL	1	07/07/2014	07/07/2014
BALOCHISTAN	KABDULAH	1	02/07/2014	02/07/2014
Grand Total		117	03/01/2014	30/07/2014



Wild Polio cases by district and date of onset of paralysis, Somalia 2014

		P1			
PROVINCE	DISTRICT	Count	First case	Last case	
MUDUG	JARIBAN	4	11/05/2014	03/06/2014	
Grand Total		4	11/05/2014	03/06/2014	



Wild Polio cases by district and date of onset of paralysis, Iraq - Syria 2014

COUNTRY	PROVINCE	DISTRICT	Count	First case	Last case
IRQ	BAGHDAD-RESAFA	MADA'IN	1	07/04/2014	07/04/2014
		SHA'B	1	10/02/2014	10/02/2014
IRQ Total			2	10/02/2014	07/04/2014
SYR	HAMA	SALAMEYEH	1	21/01/2014	21/01/2014
SYR Total			1	21/01/2014	21/01/2014



**Circulating VDPV cases and date of onset of paralysis in EMR countries by districts
2013-2014**

Year	COUNTRY	PROVINCE	DISTRICT	cVDP2			cVDP3		
				Count	First Case	Last Case	Count	First Case	Last Case
2013	AFG	KANDAHAR	SHAHWALIKOT	1	13/03/2013	13/03/2013			
		HILMAND	NAD-E-ALI	2	22/01/2013	20/02/2013			
	AFG Total			3	22/01/2013	13/03/2013			
	PAK	FATA	WAZIR-N	41	10/04/2013	30/12/2013			
			MOHMAND	1	13/07/2013	13/07/2013			
		SINDH	KHIGADAP	4	21/02/2013	03/07/2013			
		BALOCHISTAN	MASTUNG	1	27/06/2013	27/06/2013			
	JAFARABAD		1	11/01/2013	11/01/2013				
	PAK Total			48	11/01/2013	30/12/2013			
	SOM	LOWER SHABELLE	AFGOI	1	09/01/2013	09/01/2013			
SOM Total			1	09/01/2013	09/01/2013				
YEM	SAADAH	SAHAR				1	12/07/2013	12/07/2013	
YEM Total						1	12/07/2013	12/07/2013	
2013 Total			52	09/01/2013	30/12/2013	1	12/07/2013	12/07/2013	
2014	PAK	FATA	FR BANNU	8	24/01/2014	27/05/2014			
			WAZIR-N	9	03/01/2014	23/05/2014			
		KHYBER PAKHTOON	LAKKIMRWT	1	27/05/2014	27/05/2014			
	BANNU		1	03/05/2014	03/05/2014				
PAK Total			19	03/01/2014	27/05/2014				
2014 Total			19	03/01/2014	27/05/2014				

In 2013, 1 AFP case in Somalia was identified as VDPV by contact
 In 2014, 1 AFP case in Pakistan was identified as VDPV by contact
 In 2014, 1 AFP case in Pakistan from Khyber district, FATA province with date of onset 27/05/2014 was identified as WPV1 & cVDPV (P2)
 the case is classified as wild and reflected in page 2- table (3), pages 6 & 7 of the polio fax - accordingly final number of cVDPV cases
 in Pakistan for 2014 is (20)