



AFP SURVEILLANCE

11-May-14

Week 19, ending 11 May 2014

Number 814

Table 1: Acute Flaccid Paralysis (AFP) cases by week of onset

Country	Reported AFP cases by week of onset - Week (19/14) / Ending on : 11/05/14														
	Total AFP 2012	Total AFP 2013	Total AFP to date, 2014	W 08 23 Feb 14	W 09 02 Mar 14	W 10 09 Mar 14	W 11 16 Mar 14	W 12 23 Mar 14	W 13 30 Mar 14	W 14 06 Apr 14	W 15 13 Apr 14	W 16 20 Apr 14	W 17 27 Apr 14	W 18 04 May 14	W 19 11 May 14
Afghanistan	1829	1897	763	43	55	39	45	47	46	49	46	30	40	13	
Bahrain	19	12	8	0	0	1	0	1	0	2	0	0	1	0	
Djibouti	6	7	0	0	0	0	0	0							
Egypt	1022	1007	367	28	15	13	26	20	17	16	18	24	18	22	4
Iran	689	708	232	20	11	9	17	6	11	13	9	19	13	9	1
Iraq	467	444	204	9	13	12	10	13	14	26	11	18	10	7	1
Jordan ****	34	35	9	1	0	0	0	0	2	1	0				
Kuwait	36	39	8	0	0	0	0	0	0	1	2	0	1	0	
Lebanon ****	24	33	13	1	0	2	0	0	1	3	0	1	1	0	
Libya	42	58	21	2	1	1	1	2	1	1	1	1	1	2	
Morocco	81	106	35	2	6	4	2	3	0	1	0	2			
Oman	31	20	4	0	0	0	0	0	0	0	0	0	0	0	
Pakistan	5036	4782	1408	91	92	81	80	99	71	69	72	102	39	13	
Palestine ****	21	38	9	3	0	0	0	0	1	0	0	0	0	0	
Qatar	13	8	0	0	0	0	0	0	0	0	0	0	0		
Saudi Arabia	227	220	66	6	4	3	3	4	9	5	2	2	0	0	
Somalia	148	546	159	13	13	12	16	17	11	3	6	6	6	4	
Sudan	384	410	122	3	9	3	8	16	12	11	3	5	9	0	
South Sudan	326	295	0	South Sudan has now moved to African Region starting October 2013											
Syria ****	109	180	90	10	8	7	3	5	8	3	3	4	3	2	
Tunisia	61	43	14	1	0	1	1	0	1	1	0	1	0	1	
U.A.E	40	31	6	1	1	1	0	1	0	0	0	0	0	1	0
Yemen	475	614	213	14	18	7	13	13	18	15	13	18	2	0	
<b>Total EMR</b>	<b>11120</b>	<b>11533</b>	<b>3751</b>	<b>248</b>	<b>246</b>	<b>196</b>	<b>225</b>	<b>247</b>	<b>223</b>	<b>220</b>	<b>186</b>	<b>233</b>	<b>144</b>	<b>74</b>	<b>6</b>

No data = No report received

Table 2: Confirmed polio cases by month of onset

Country	Total year 2012	Total year 2013	11/05		Confirmed polio cases by month of onset											
			2013	2014	June 2013	July 2013	August 2013	September 2013	October 2013	November 2013	December 2013	January 2014	February 2014	March 2014	April 2014	May 2014
Afghanistan	37	14	2	4	1	1	2	3	0	3	2	2	1			1
Bahrain	0	0	0	0	0	0	0	0	0	0	0	0	0			
Djibouti	0	0	0	0	0	0	0	0	0	0	0	0	0			
Egypt	0	0	0	0	0	0	0	0	0	0	0	0	0			
Iran	0	0	0	0	0	0	0	0	0	0	0	0	0	0		
Iraq	0	0	0	1	0	0	0	0	0	0	0	0	1	0		
Jordan ****	0	0	0	0	0	0	0	0	0	0	0	0	0			
Kuwait	0	0	0	0	0	0	0	0	0	0	0	0	0	0		
Lebanon ****	0	0	0	0	0	0	0	0	0	0	0	0	0	0		
Libya	0	0	0	0	0	0	0	0	0	0	0	0	0	0		
Morocco	0	0	0	0	0	0	0	0	0	0	0	0	0	0		
Oman	0	0	0	0	0	0	0	0	0	0	0	0	0	0	0	
Pakistan	58	93	11	61	4	4	8	19	14	10	17	17	18	14	12	
Palestine ****	0	0	0	0	0	0	0	0	0	0	0	0	0	0	0	
Qatar	0	0	0	0	0	0	0	0	0	0	0	0	0	0		
Saudi Arabia	0	0	0	0	0	0	0	0	0	0	0	0	0	0		
Somalia	0	194	11	0	72	45	20	7	2	2	1	0				
Sudan	0	0	0	0	0	0	0	0	0	0	0	0	0	0		
South Sudan	0	0	0	0	0											
Syria ****	0	35	0	1	0	1	0	7	15	9	3	1	0	0		
Tunisia	0	0	0	0	0	0	0	0	0	0	0	0	0	0		
U.A.E	0	0	0	0	0	0	0	0	0	0	0	0	0	0		
Yemen	0	0	0	0	0	0	0	0	0	0	0	0	0	0		
<b>Total EMR</b>	<b>95</b>	<b>336</b>	<b>24</b>	<b>67</b>	<b>77</b>	<b>51</b>	<b>30</b>	<b>36</b>	<b>31</b>	<b>24</b>	<b>23</b>	<b>20</b>	<b>20</b>	<b>14</b>	<b>13</b>	<b>0</b>

\*\*\*\* UNRWA cases are included with those of country of residence



## World Health Organization – Regional Office for Eastern Mediterranean

## AFP SURVEILLANCE

Week 19, ending 11 May 2014

11-May-14

Number 814

Table 3: Investigation of AFP cases with paralysis onset in 2013 &amp; 2014 up to Week (19/14) / Ending on : (11/05/2014)

COUNTRY	2013												2014												Latest line List Date
	AFP									Specimen	Wild cases ****		AFP									Specimen	Wild cases ****		
	Total AFP cases onset 2013	Case classification					Non polio AFP rate **	AFP cases pending classification > 90 days from onset of paralysis	AFP cases pending classification and lab > 90 days from onset of paralysis	% with *** adequate specimens	Wild P1 Poliovirus	Wild P3 Poliovirus	Total AFP cases onset 2014	Case classification					Annualized Non polio AFP rate **	AFP cases pending classification > 90 days from onset of paralysis	AFP cases pending classification and lab > 90 days from onset of paralysis	% with *** adequate specimens	Wild P1 Poliovirus	Wild P3 Poliovirus	
		Total Confirmed Polio Cases *	Polio Compatible	Pending Classification	Discarded (non polio AFP)	VDPV								Total Confirmed Polio Cases *	Polio Compatible	Pending Classification	Discarded (non polio AFP)	VDPV							
Afghanistan	1897	14	4	0	1875	4	9.9	0	0	93.0	14	0	763	4	0	123	636	0	11.2	2	0	92.8	4	0	08/05/2014
Bahrain	12	0	0	0	12	0	4.4	0	0	91.7	0	0	8	0	0	5	3	0	8.2	0	0	100.0	0	0	04/05/2014
Djibouti	7	0	0	2	5	0	2.4	2	0	85.7	0	0	0	0	0	0	0	0	0.0	0	0		0	0	25/03/2014
Egypt	1007	0	0	0	1007	0	3.0	0	0	92.5	0	0	367	0	0	107	260	0	3.0	7	0	87.2	0	0	08/05/2014
Iran	708	0	0	0	707	1	4.0	0	0	95.8	0	0	232	0	0	101	131	0	3.6	0	0	97.0	0	0	10/05/2014
Iraq	444	0	0	0	444	0	3.1	0	0	84.2	0	0	204	1	0	52	151	0	3.9	2	0	91.2	1	0	09/05/2014
Jordan	35	0	0	0	35	0	1.4	0	0	91.4	0	0	9	0	0	4	5	0	1.0	0	0	100.0	0	0	13/04/2014
Kuwait	39	0	0	0	39	0	5.1	0	0	94.9	0	0	8	0	0	2	6	0	2.7	0	0	100.0	0	0	04/05/2014
Lebanon	33	0	0	1	32	0	2.2	1	0	45.5	0	0	13	0	0	8	5	0	1.9	0	0	69.2	0	0	10/05/2014
Libya	58	0	0	0	58	0	2.8	0	0	93.1	0	0	21	0	0	5	16	0	2.8	0	0	100.0	0	0	10/05/2014
Morocco	106	0	0	0	106	0	1.0	0	0	73.6	0	0	35	0	0	18	17	0	0.9	6	0	74.3	0	0	18/04/2014
Oman	20	0	0	0	20	0	2.5	0	0	95.0	0	0	4	0	0	0	4	0	1.4	0	0	100.0	0	0	05/05/2014
Pakistan	4782	93	23	5	4613	48	6.0	5	1	88.9	93	0	1408	61	0	171	1164	12	4.8	30	3	91.4	61	0	10/05/2014
Palestine	38	0	0	0	38	0	2.2	0	0	94.7	0	0	9	0	0	1	8	0	1.5	0	0	100.0	0	0	08/05/2014
Qatar	8	0	0	0	8	0	3.4	0	0	100.0	0	0	0	0	0	0	0	0	0.0	0	0		0	0	28/04/2014
Saudi Arabia	220	0	0	0	220	0	2.4	0	0	96.4	0	0	66	0	0	46	20	0	2.0	1	0	97.0	0	0	04/05/2014
Somalia	546	194	13	3	335	1	6.4	3	0	86.8	194	0	159	0	0	39	120	0	7.9	3	0	96.9	0	0	09/05/2014
Sudan	410	0	0	0	409	1	2.6	0	0	97.6	0	0	122	0	0	20	102	0	2.0	0	0	96.7	0	0	04/05/2014
South Sudan	295	0	0	14	281	0	3.5	14	8	93.2	0	0	South Sudan has now moved to African Region starting October 2013												14/01/2014
Syria	180	35	12	0	133	0	1.7	0	0	67.2	35	0	90	1	0	12	77	0	3.3	0	0	92.2	1	0	08/05/2014
Tunisia	43	0	0	0	43	0	1.6	0	0	74.4	0	0	14	0	0	2	12	0	1.5	0	0	92.9	0	0	09/05/2014
U.A.E	31	0	0	0	31	0	3.1	0	0	100.0	0	0	6	0	0	1	5	0	1.7	0	0	100.0	0	0	11/05/2014
Yemen	614	0	0	1	612	1	5.1	1	0	91.4	0	0	213	0	0	67	146	0	4.9	1	0	94.4	0	0	04/05/2014
EMR	11533	336	52	26	11063	56	4.6	26	9	90.2	336	0	3751	67	0	784	2888	12	4.1	52	3	92.2	67	0	
2012	11120	95	15	0	10973	40	4.5	0	0	90.6	93 #	3 #													

\* Confirmed polio cases refer to wild isolation from AFP cases or from contacts of negative index AFP cases

\*\* Non-polio AFP per 100,000 children &lt;15 years

\*\*\* Adequate here refers to two stool specimens collected at least 24 hours apart, within 14 days of paralysis onset

\*\*\*\* AFP cases co infected with P1 and P3 are counted separately as wild isolates

# In 2012, 1 AFP case in Pakistan had co infection P1 &amp; P3 from 2 contacts P1 &amp; P3



## World Health Organization – Regional Office for Eastern Mediterranean

## AFP SURVEILLANCE

Week 19, ending 11 May 2014

11-May-14

Number 814

Table 4: Investigation of contacts of AFP cases with paralysis onset in 2014 up to Week (19/14) / Ending on : (11/05/2014)

Country	No. of AFP cases	No. of eligible AFP cases for contact sampling*	% of eligible AFP cases with contact samplings	% of eligible AFP cases with 3+ contacts	Total number of Contacts**	% of contacts under 5 years	% of contacts with specimens collected within 7 days of notification of index	% Contact specimens in lab within 3 days of collection	% Contact specimens positive for NPEV	% Contact specimens positive for Sabin like virus	No. of contacts positive for wild virus	% of wild polio virus isolation from contacts	No. of Contacts positive for VDPVs	No. of -ve index AFP cases identified positive by contact	No. of district identified infected from contacts
Afghanistan	763	55	85.5	85.5	354	96.6	64.7	30.3	19.4	5.9	0	0.0		0	0
Bahrain	8	0			0						0			0	0
Djibouti											0				0
Egypt	367	51	47.1	47.1	119	86.6	52.1	97.2	10.3	0.0	0	0.0		0	0
Iran	232	7	100.0	85.7	41	73.2	61.0	56.1	2.4	14.6	0	0.0		0	0
Iraq	204	18	72.2	50.0	70	62.9	8.6	89.1	12.7	3.6	1	1.8		0	0
Jordan	9	0			0						0			0	0
Kuwait	8	0			11	27.3	100.0	100.0	20.0	10.0	0	0.0		0	0
Lebanon	13	4	50.0	25.0	7	14.3	85.7	14.3	28.6	0.0	0	0.0		0	0
Libya	21	0			0						0			0	0
Morocco	35	9	22.2	22.2	10	30.0	40.0	80.0	0.0	0.0	0	0.0		0	0
Oman	4	0			0						0			0	0
Pakistan	1408	121	73.6	66.9	316	87.0	62.7	72.7	20.4	8.3	4	1.4	1	1	0
Palestine	9	0			0						0			0	0
Qatar											0				0
Saudi Arabia	66	2	0.0	0.0	0						0			0	0
Somalia	159	5	80.0	80.0	397	92.9	95.2	18.6	5.9	8.2	0	0.0		0	0
Sudan	122	4	0.0	0.0	51	78.4	88.2	20.0	12.5	2.5	0	0.0		0	0
South Sudan	<b>South Sudan has now moved to African Region starting October 2013</b>														
Syria	90	7	57.1	14.3	125	36.0	83.2	54.9	2.7	5.3	0	0.0		0	0
Tunisia	14	1	0.0	0.0	3	33.3	66.7	100.0	0.0	0.0	0	0.0		0	0
U.A.E.	6	0			0						0			0	0
Yemen	213	12	100.0	100.0	628	55.4	83.0	13.5	9.6	2.1	0	0.0		0	0
<b>Grand Total 2014</b>	<b>3751</b>	<b>296</b>	<b>68.9</b>	<b>63.2</b>	<b>2132</b>	<b>75.2</b>	<b>74.6</b>	<b>40.9</b>	<b>12.5</b>	<b>5.2</b>	<b>5</b>	<b>0.3</b>	<b>1</b>	<b>1</b>	<b>0</b>
<b>Grand Total 2013</b>	<b>11533</b>	<b>1148</b>	<b>77.4</b>	<b>72.1</b>	<b>8004</b>	<b>79.4</b>	<b>73.8</b>	<b>37.5</b>	<b>17.0</b>	<b>5.9</b>	<b>316</b>	<b>4.3</b>	<b>2</b>	<b>57</b>	<b>20</b>

\* Eligible refers to AFP cases with inadequate stool specimens

\*\* Total number of contacts from eligible AFP cases and from other AFP cases as per with country criteria for contact sampling

## Last wild contacts in EMRO, 01/01/2013- 11/05/2014

Year	Country	Data	Date of Most Recent stool collection
		Count of wild contacts	
2013	Syria	3	04/02/2014
	Afghanistan	1	01/01/2014
	Pakistan	7	21/12/2013
	Somalia	305	30/11/2013
	<b>2013 Total</b>		<b>316</b>
2014	Pakistan	4	11/04/2014
	IRQ	1	26/02/2014
<b>2014 Total</b>		<b>5</b>	<b>11/04/2014</b>

## Number and distribution by district of -ve index AFP cases identified as wild positive by contact in EMR, 2014

COUNTRY		PROVINCE	DISTRICT	Count	First case	Last case
PAK	KHYBER PAKHTOON	BANNU		1	03/03/2014	03/03/2014
<b>PAK Total</b>				<b>1</b>	<b>03/03/2014</b>	<b>03/03/2014</b>
<b>Grand Total</b>				<b>1</b>	<b>03/03/2014</b>	<b>03/03/2014</b>



Table 5: Laboratory investigation of AFP cases with paralysis onset in 2014 up to Week (19/14) / Ending on : (11/05/2014)

Country	Polio laboratories  Sequencing performed by CDC and RIVM laboratories	AFP cases with specimens	Preliminary virus isolation results of AFP cases						Poliovirus intratypic differentiation results #									Indicators				Latest report Date					
			Referred for ITD		NPEV only		Pending		Type 1			Type 2			Type 3			Discordant pending sequence	NPEV by PCR	Non-EV	Pending ITD		% specimens positive for NPEV*	% AFP cases with culture results within 14 days	% AFP cases with ITD results within 7 days	% AFP cases with ITD results within 45 days of onset**	
			L20B+	L20B+/NPEV	NPEV only	Negative	received < / = 14 days	received > 14 days ago	Wild	Sabin	VDPV	Wild	Sabin	VDPV	Wild	Sabin	VDPV										
Afghanistan	RRL Pakistan	761	45	3	94	543	75	1	4	23			8			21							13%	100%	98%	98%	10/05/2014
Bahrain	PNL Oman	7			4	3																	57%	100%	100%	100%	05/05/2014
Djibouti	NPL Kenya																										25/03/2014
Egypt***	RRL Egypt	335	17	2	23	245	34	15		8			5			8			3	1	1		7%	100%	94%	99%	08/05/2014
Iran	NPL Iran	241	3		3	214	19	1					1			1							1%	100%	100%	98%	10/05/2014
Iraq	RRL Egypt	155	7		20	88		40	1	3			2			2							17%	100%	100%	100%	20/04/2014
Jordan	RRL Tunisia	11			2	8	1																17%	100%			04/05/2014
Kuwait	RRL Kuwait	10				7	3																7%	100%		100%	11/05/2014
Lebanon	RRL Egypt	12				10	2																8%	100%		100%	08/05/2014
Libya	RRL Tunisia	18			2	14	1	1															13%	100%		100%	02/05/2014
Morocco	RRL Tunisia	36	2			32	2			2			2			2							1%	100%	50%	97%	09/05/2014
Oman	NPL Oman	4				4																	0%	100%		100%	05/05/2014
Pakistan	RRL Pakistan	1545	164	16	226	970	169		60	50			29	11		54		1	1				16%	100%	99%	98%	10/05/2014
Palestine & UNRWA		9			2	7																	22%	0%		100%	08/05/2014
Qatar	NPL Oman	1					1																				05/05/2014
Saudi Arabia	NPL Oman	67	1		2	58	2	4								1							3%	100%	100%	100%	04/05/2014
Somalia	NPL Kenya	159	20		6	97	9	27		14						14							5%	7%		89%	09/05/2014
Sudan	RRL Egypt	127	3		12	98	14						3						1				11%	98%	100%	100%	08/05/2014
South Sudan	NPL Kenya																										14/01/2014
<b>South Sudan has moved to AFRO Region starting October 2013</b>																											
Syria	RRL Egypt	10	2			3		5	1	2			5			8		7					0%	100%	100%	75%	05/02/2014
Tunisia	RRL Tunisia	14			1	12		1															5%	100%		100%	02/05/2014
U.A.E	NPL Oman	5				5																	0%	100%		60%	05/05/2014
Yemen	RRL Egypt	212	8	1	18	140	28	15		4			3			4							9%	100%	100%	99%	08/05/2014
Total EMR 2014		3739	272	22	415	2558	360	110	66	106			58	11		115		8	5	2	1		12%	96%	98%	98%	
Total EMR 2013		11354	826	56	1808	8615		47	271	286			145	56		275	1	3	16	12			15%	92%	98%	96%	

\* Specimens from all sources including non-AFP cases, excluding environmental samples

\*\* This indicator reflects surveillance and laboratory activities

\*\*\* Environmental surveillance initiated in Egypt in September 2000 showed the following:

Result	2010	2011	2012	2013	2014	YEAR	Province	Site	Count	First date	Last Date			
Negative	416	448	401	417	69	2013	VDPVP2	CAIRO	AL HAGGANA 2	1	08/01/2013	08/01/2013		
Pending				52	76			FAYOUM	FAYOUM CITY	1	14/04/2013	14/04/2013		
Wild			2					MINYA	AQRQAS	1	04/03/2013	04/03/2013		
VDPVP2			7	3										
VDPVP1			1											
Total	416	448	411	472	145			VDPVP2 Total	3	08/01/2013	14/04/2013			

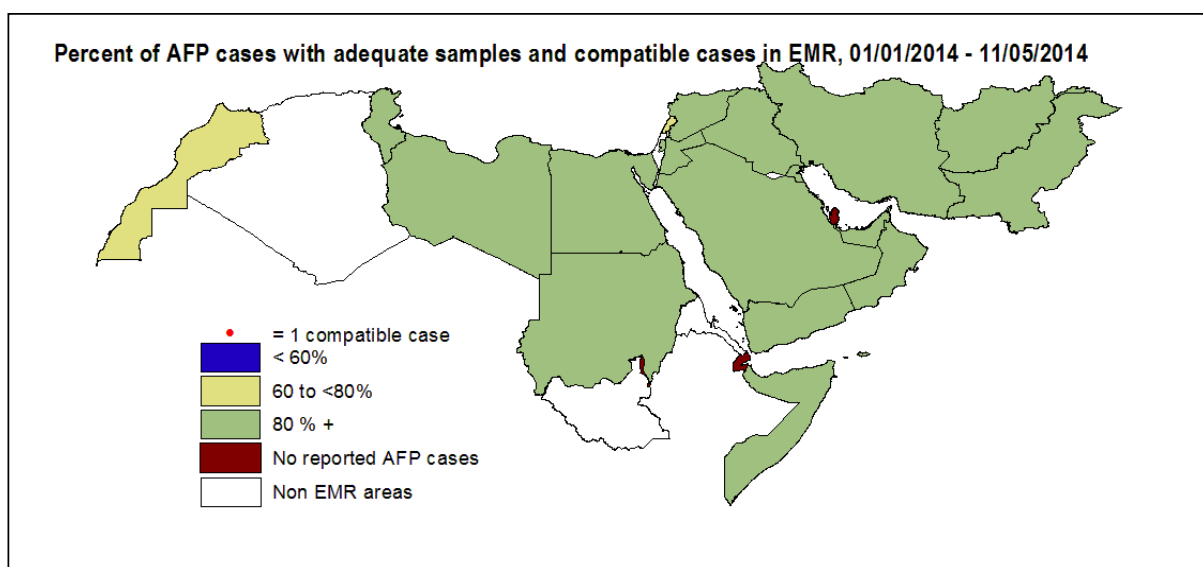
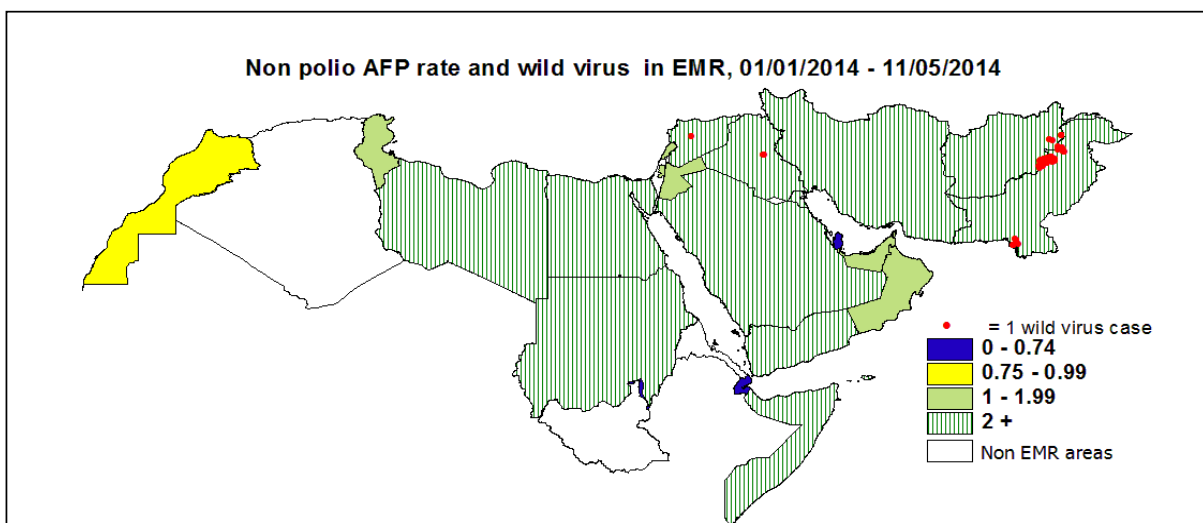
Environmental Surveillance in Palestine 2013-2014

Year	Result	Site	Count	First Date	Last Date
2013	Wild P1	Gaza Rafah - Tel Sultan	4	18/08/13	17/11/13
		West Bank - Tulkarem	1	30/06/13	30/06/13
		West Bank - Hebron	1	01/09/13	01/09/13
		West Bank - Salfit	1	01/09/13	01/09/13
2014	Wild P1	Gaza Rafah - Sheik Ajlun	1	05/01/14	05/01/14

\*\*\*\*Environmental surveillance initiated in Pakistan in August 2009 showed the following:

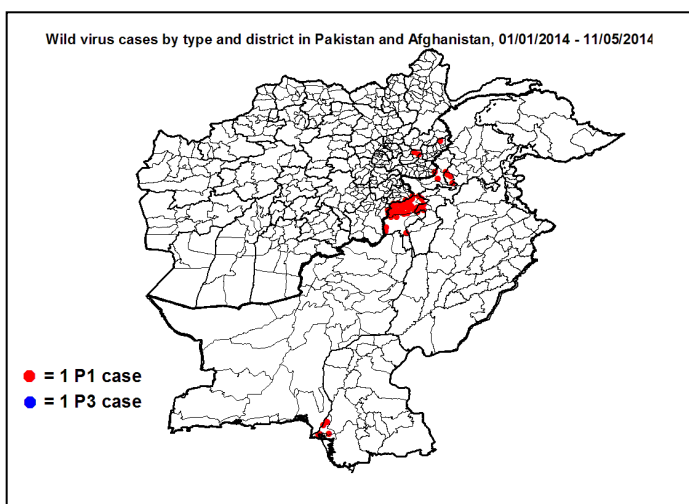
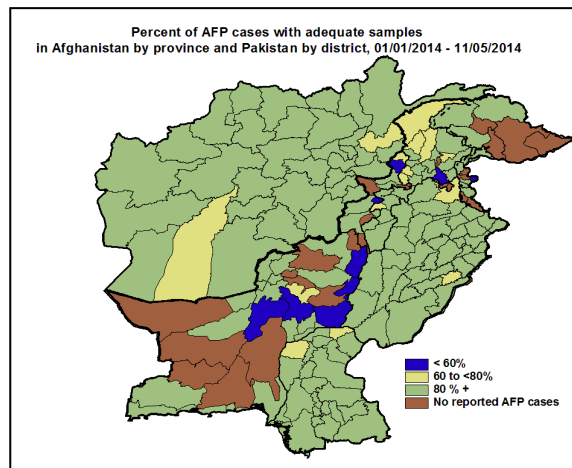
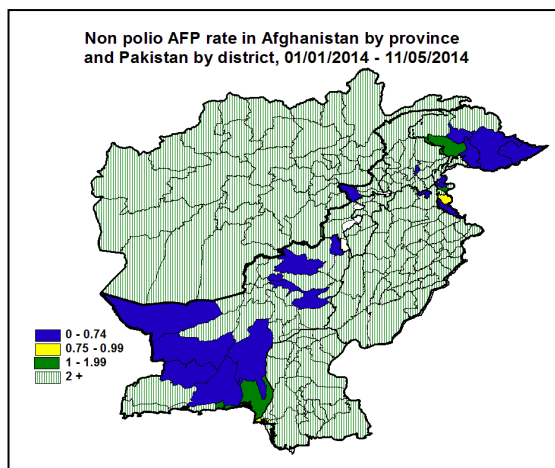
Status	2009	2010	2011	2012	2013	2014
Negative	27	77	68	150	265	89
pending						27
Wild	18	79	136	89	66	29
Grand Total	45	156	204	239	331	145

Year	SITEDIST	SITENAME	Count	Wild	First date	Last date
=2014	=KHI BALDIA TOWN	SAJJAN GOTH	1	27/01/2014	27/01/2014	
	=KHI GADAP TOWN	BALDIA COMPOSITE	1	08/01/2014	08/01/2014	
		COMPOSITE SAMPLE	4	10/01/2014	10/04/2014	
		SOHRAB GOTH	2	22/01/2014	21/03/2014	
	=KHI GULSHAN-E-JOHAL TOWN	GHAKORA NULLA	3	04/02/2014	01/04/2014	
		RASHID MINHAS RD LAY	4	17/01/2014	15/04/2014	
	=LAHORE	OUTFALL STATION	3	12/04/2014	12/04/2014	
	=PESHAWAR	LARA NA	3	25/01/2014	10/04/2014	
		SHAHEEN TOWN	5	10/01/2014	10/04/2014	
	=RAWALPINDI	SAFDAR ABAD	1	28/01/2014	28/01/2014	
		JATAK KILLI & TAKHTHANI BY PASS	1	31/03/2014	31/03/2014	
		SUR PUL	1	20/03/2014	20/03/2014	
	2014 Total			29	08/01/2014	15/04/2014



**Wild polio cases by country and date of onset of paralysis in EMR, 2013-2014**

Year	COUNTRY	P1			Total Count	First Case	Last Case
		Count	First Case	Last Case			
2013	AFG	14	31/01/2013	20/12/2013	14	31/01/2013	20/12/2013
	PAK	93	14/01/2013	31/12/2013	93	14/01/2013	31/12/2013
	SOM	194	17/04/2013	20/12/2013	194	17/04/2013	20/12/2013
	SYR	35	14/07/2013	28/12/2013	35	14/07/2013	28/12/2013
<b>2013 Total</b>		<b>336</b>	<b>14/01/2013</b>	<b>31/12/2013</b>	<b>336</b>	<b>14/01/2013</b>	<b>31/12/2013</b>
2014	AFG	4	14/01/2014	06/04/2014	4	14/01/2014	06/04/2014
	IRQ	1	10/02/2014	10/02/2014	1	10/02/2014	10/02/2014
	PAK	61	03/01/2014	20/04/2014	61	03/01/2014	20/04/2014
	SYR	1	21/01/2014	21/01/2014	1	21/01/2014	21/01/2014
<b>2014 Total</b>		<b>67</b>	<b>03/01/2014</b>	<b>20/04/2014</b>	<b>67</b>	<b>03/01/2014</b>	<b>20/04/2014</b>



**Wild Polio cases by district and date of onset of paralysis, Afghanistan 2014**

PROVINCE	DISTRICT	Count	First case	Last case
LAGHMAN	ALINGAR	2	14/01/2014	06/04/2014
NANGARHAR	MUHMAND DARA	1	25/02/2014	25/02/2014
KUNAR	GHAZIABAD	1	31/01/2014	31/01/2014
Grand Total		4	14/01/2014	06/04/2014

**Wild Polio cases by district and date of onset of paralysis, Pakistan 2014**

PROVINCE	DISTRICT	Count	First case	Last case
FATA	WAZIR-N	41	03/01/2014	20/04/2014
	WAZIR-S	4	12/02/2014	03/04/2014
	FR BANNU	1	14/02/2014	14/02/2014
	KHYBER	1	12/01/2014	12/01/2014
KHYBER PAKHTOON	BANNU	5	26/01/2014	19/04/2014
	PESHAWAR	4	31/01/2014	27/03/2014
SINDH	KHIGADAP	3	26/03/2014	08/04/2014
	KHIORANGI	1	30/03/2014	30/03/2014
	KHIBALDIA	1	10/02/2014	10/02/2014
Grand Total		61	03/01/2014	20/04/2014



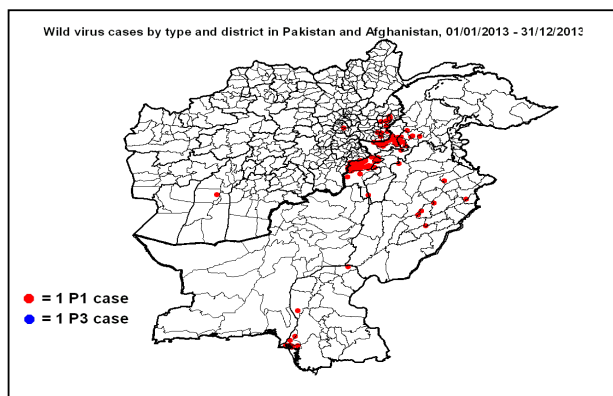
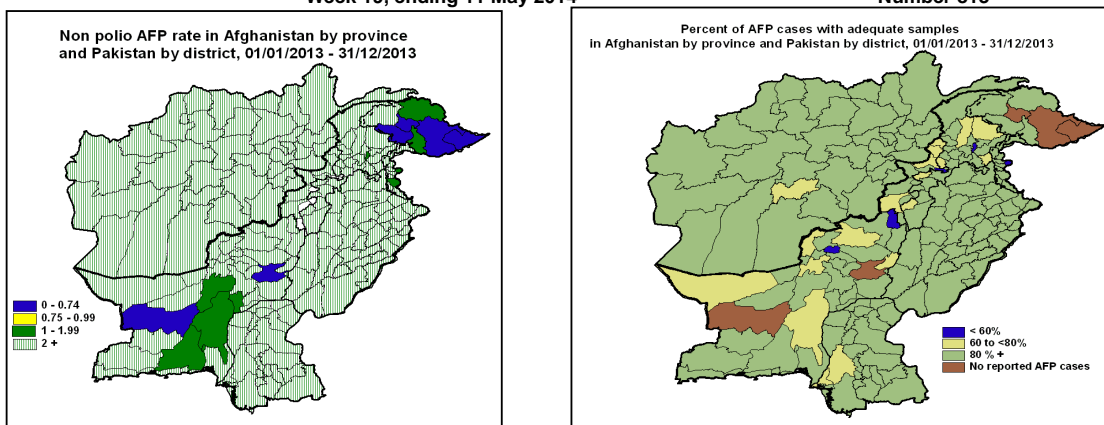
## World Health Organization – Regional Office for Eastern Mediterranean

## AFP SURVEILLANCE

Week 19, ending 11 May 2014

5-May-14

Number 813



## Wild Polio cases by district and date of onset of paralysis, Afghanistan 2013

PROVINCE	DISTRICT	P1		
		Count	First case	Last case
KUNAR	WATAPUR	4	23/07/2013	20/12/2013
	CHAPADARA	1	27/09/2013	27/09/2013
	NARANG	1	19/09/2013	19/09/2013
	KHASKUNAR	1	28/03/2013	28/03/2013
HILMAND	NAD-E-ALI	1	11/12/2013	11/12/2013
KABUL	KABUL	1	24/11/2013	24/11/2013
NANGARHAR	BATIKOT	2	08/08/2013	12/11/2013
	BEHSUD	1	11/11/2013	11/11/2013
	SHINWAR	1	06/06/2013	06/06/2013
	LALPUR	1	31/01/2013	31/01/2013
<b>Grand Total</b>		<b>14</b>	<b>31/01/2013</b>	<b>20/12/2013</b>

## Wild Polio cases by district and date of onset of paralysis, Pakistan 2013

PROVINCE	DISTRICT	Count	First case	Last case
KHYBER PAKHTOON	PESHAWAR	5	30/06/2013	31/12/2013
	SWABI	1	10/09/2013	10/09/2013
	KOHAT	1	19/08/2013	19/08/2013
	MARDAN	2	12/02/2013	22/04/2013
	MALAKAND	1	08/02/2013	08/02/2013
	BANNU	1	26/01/2013	26/01/2013
SINDH	KHILANDHI	1	31/12/2013	31/12/2013
	KHIGIQBAL	1	11/12/2013	11/12/2013
	KHIBALDIA	2	09/11/2013	10/12/2013
	KHIBINQASIM	2	14/01/2013	18/10/2013
	KASHMORE	1	03/10/2013	03/10/2013
	KHIGADAP	2	09/07/2013	19/09/2013
	DADU	1	22/03/2013	22/03/2013
FATA	KHYBER	20	24/04/2013	28/12/2013
	WAZIR-N	35	24/05/2013	26/12/2013
	WAZIR-S	2	04/12/2013	16/12/2013
	FR BANNU	7	03/05/2013	04/11/2013
	FR DIKHAN	1	26/08/2013	26/08/2013
PUNJAB	TTSINGH	3	09/10/2013	12/12/2013
	SAHIWAL	1	21/10/2013	21/10/2013
	SHEIKUPURA	1	26/09/2013	26/09/2013
	MBDIN	1	26/05/2013	26/05/2013
	MIANWALI	1	07/02/2013	07/02/2013
<b>Grand Total</b>		<b>93</b>	<b>14/01/2013</b>	<b>31/12/2013</b>



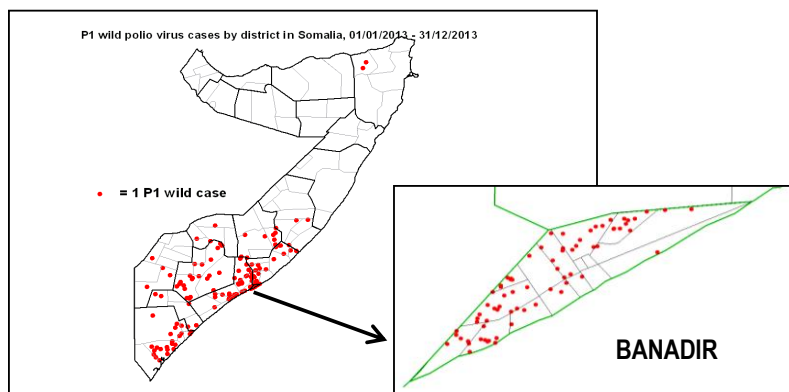
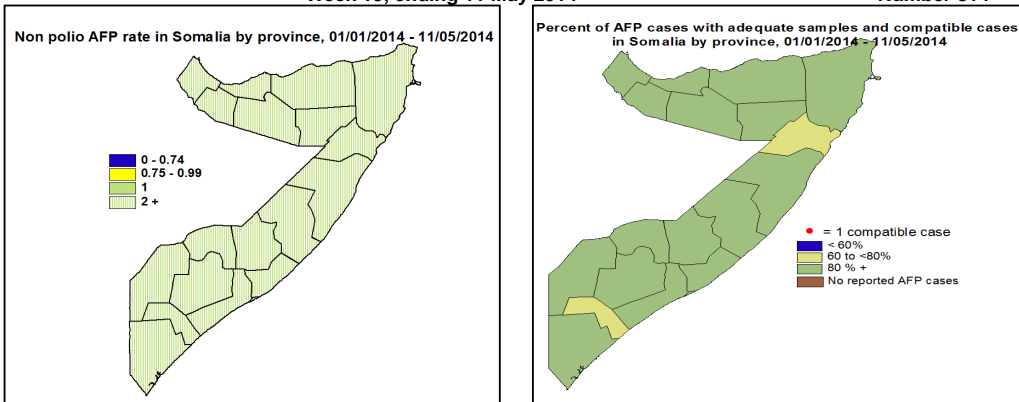
## World Health Organization – Regional Office for Eastern Mediterranean

## AFP SURVEILLANCE

11-May-14

Week 19, ending 11 May 2014



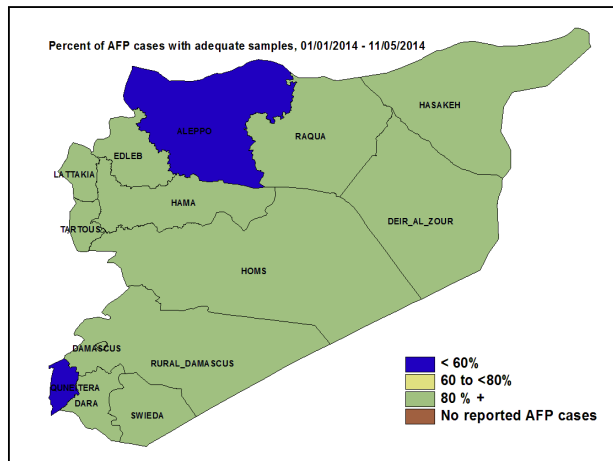
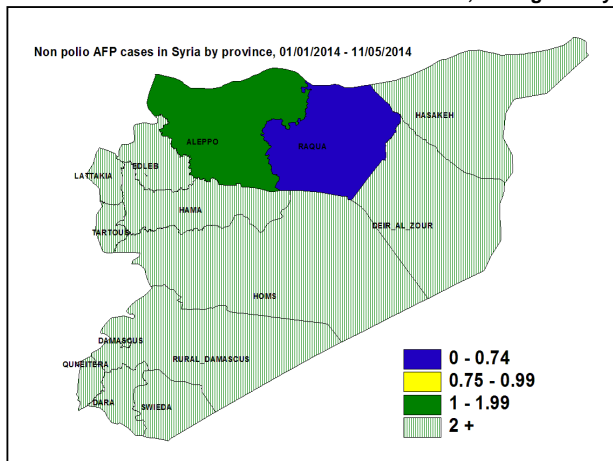
Number 814



## Wild Polio cases by district and date of onset of paralysis, Somalia 2013 - 2014

PROVINCE	DISTRICT	Count	First case	Last case
☐ BARI	BOSSASO	2	21/11/2013	20/12/2013
☐ GEDO	BARDERA	3	28/08/2013	26/11/2013
	BELET HAWA	1	28/06/2013	28/06/2013
☐ LOWER SHABELLE	KURTUNWAAREY	4	03/06/2013	09/10/2013
	MARKA	11	30/05/2013	30/09/2013
	WANLEWEYNE	6	08/06/2013	18/07/2013
	QORYOLEY	2	23/05/2013	08/07/2013
	AFGOI	10	12/05/2013	20/06/2013
	AWDHEEGLE	1	11/06/2013	11/06/2013
	BRAVA	1	17/05/2013	17/05/2013
☐ LOWER JUBA	AFMADOW / HAGAR	4	14/07/2013	01/10/2013
	KISMAYO	13	17/05/2013	02/09/2013
	BADADE	1	04/08/2013	04/08/2013
	JAMAAME EAST	2	26/05/2013	24/07/2013
	JAMAAME WEST	2	29/06/2013	05/07/2013
☐ HIRAN	JILIB WEST	1	28/06/2013	28/06/2013
	MAHAS	5	12/06/2013	29/09/2013
☐ BAKOOL	BULO BURTI	2	19/07/2013	02/08/2013
	WAJID	1	24/09/2013	24/09/2013
☐ BAY	EL BARDE	1	12/06/2013	12/06/2013
	BAIDOA	7	10/06/2013	19/09/2013
	DINSOR	12	06/06/2013	18/08/2013
☐ MIDDLE JUBA	BURHAKABA	4	26/04/2013	08/08/2013
	BUAALE	1	25/08/2013	25/08/2013
	SALAGLE	2	07/07/2013	10/08/2013
☐ MIDDLE SHABELLE	JILIB EAST	2	29/05/2013	02/08/2013
	JOWHAR	4	08/06/2013	14/08/2013
	RUNINGOD	2	23/07/2013	08/08/2013
	BALAD	6	13/06/2013	07/08/2013
☐ GALGADUD	ADEN YABAL	5	24/05/2013	22/07/2013
	ADALE	1	09/07/2013	09/07/2013
	MAHADAY	1	14/06/2013	14/06/2013
	GALHARERI	1	30/07/2013	30/07/2013
	EL BUR	1	14/07/2013	14/07/2013
☐ BANADIR	DHARKENLEY	6	04/05/2013	19/07/2013
	HODAN	13	17/04/2013	14/07/2013
	HELIWA	9	05/05/2013	14/07/2013
	DAYNILE	7	09/05/2013	11/07/2013
	YAQSHID	9	21/05/2013	11/07/2013
	WARDIGLEY	8	13/05/2013	30/06/2013
	WABERI	3	20/05/2013	25/06/2013
	KARAN	3	26/05/2013	09/06/2013
	HAMAR JABJAB	3	18/04/2013	08/06/2013
	MEDINA	8	12/05/2013	04/06/2013
	HAWALWADAG	1	29/05/2013	29/05/2013
	HAMARWEYNE	1	21/05/2013	21/05/2013
	ABDULAZIZ	1	19/05/2013	19/05/2013
<b>Grand Total</b>		<b>194</b>	<b>17/04/2013</b>	<b>20/12/2013</b>





**Wild Polio cases by district and date of onset of paralysis, Syria 2013 - 2014**

ONSETYR	PROVINCE	DISTRICT	P1		
			Count	First case	Last case
2013	ALEPPO	DEIR HAFER	2	19/11/2013	28/12/2013
		ALEPPOCITY	1	10/11/2013	10/11/2013
		ATAREB	1	08/11/2013	08/11/2013
		FARDOUS	1	14/07/2013	14/07/2013
	EDLEB	MARA	1	17/12/2013	17/12/2013
		ARIHA	1	10/11/2013	10/11/2013
		ADLEB	1	09/11/2013	09/11/2013
	HASAKEH	HASAKEH	1	14/12/2013	14/12/2013
		RAS,AL,IEN	1	28/11/2013	28/11/2013
	DEIR_AL_ZOUR	MAYADEEN	20	10/09/2013	14/11/2013
		DIER,ALZOUR	5	28/09/2013	14/11/2013
	2013 Total			35	14/07/2013
2014	HAMA	SALAMEYEH	1	21/01/2014	21/01/2014
2014 Total			1	21/01/2014	21/01/2014

**Total wild P1 cases for Syria in 2013 is 35 cases**  
**Table (5) in Polio Fax reflecting lab data is only showing 25 wild cases.**  
**In addition 2 cases were identified by positive contact from negative index cases.**  
**Other 8 wild cases were cross notified and not processed in National Polio Lab of Syria**



**Circulating VDPV cases and date of onset of paralysis in EMR countries by districts  
2013-2014**

Year	COUNTRY	PROVINCE	DISTRICT	cVDP2			cVDP3			
				Count	First Case	Last Case	Count	First Case	Last Case	
2013	AFG	KANDAHA	SHAHWALIKOT	1	13/03/2013	13/03/2013				
			HILMAND	2	22/01/2013	20/02/2013				
	AFG Total				3	22/01/2013	13/03/2013			
	PAK	FATA	WAZIR-N	41	10/04/2013	30/12/2013				
			MOHMAND	1	13/07/2013	13/07/2013				
		SINDH	4	21/02/2013	03/07/2013					
		BALOCHIS	MASTUNG	1	27/06/2013	27/06/2013				
			JAFARABAD	1	11/01/2013	11/01/2013				
	PAK Total				48	11/01/2013	30/12/2013			
	SOM	LOWER SH	AFGOI	1	09/01/2013	09/01/2013				
	SOM Total				1	09/01/2013	09/01/2013			
	YEM	SAADAH	SAHAR				1	12/07/2013	12/07/2013	
YEM Total							1	12/07/2013	12/07/2013	
2013 Total				52	09/01/2013	30/12/2013	1	12/07/2013	12/07/2013	
2014	PAK	FATA	WAZIR-N	7	03/01/2014	12/04/2014				
			FR BANNU	5	24/01/2014	01/04/2014				
	PAK Total				12	03/01/2014	12/04/2014			
2014 Total				12	03/01/2014	12/04/2014				

In 2013, 1 AFP case in Somalia was identified as VDPV by contact