



## World Health Organization – Regional Office for Eastern Mediterranean

## AFP SURVEILLANCE

19-Apr-14

Week 16, ending 20 April 2014

Number 811

Table 1: Acute Flaccid Paralysis (AFP) cases by week of onset

Country	Reported AFP cases by week of onset - Week (16/14)/ Ending on : (20/04/2014)														
	Total AFP 2012	Total AFP 2013	Total AFP to date, 2014	W 05 02 Fe 14	W 06 09 Feb 14	W 07 16 Feb 14	W 08 23 Feb 14	W 09 02 Mar 14	W 10 09 Mar 14	W 11 16 Mar 14	W 12 23 Mar 14	W 13 30 Mar 14	W 14 06 Apr 14	W 15 13 Apr 14	W 16 20 Apr 14
Afghanistan	1829	1897	644	32	48	58	43	54	36	44	46	44	44	23	
Bahrain	19	12	4	0	0	1	0	0	1	0	0	0	0	0	
Djibouti	6	7	0	0	0	0	0	0	0	0	0				
Egypt	1022	1007	301	20	18	17	28	15	13	26	20	17	16	17	3
Iran	689	708	181	15	14	9	20	10	9	17	6	10	12	2	1
Iraq	467	444	155	7	7	12	9	13	12	10	13	13	20	5	
Jordan ****	34	35	9	0	0	0	1	0	0	0	0	2	1	0	
Kuwait	36	39	5	1	1	1	0	0	0	0	0	0	1	0	
Lebanon ****	24	33	10	0	1	0	1	0	2	0	0	1	2	0	
Libya	42	58	16	0	2	0	2	1	1	1	2	1	1	0	
Morocco	81	106	35	3	2	2	2	6	4	2	3	0	1	0	2
Oman	31	20	4	0	1	2	0	0	0	0	0	0	0	0	
Pakistan	5036	4780	1138	81	89	97	88	86	78	75	92	62	49	14	
Palestine ****	21	38	9	0	0	2	3	0	0	0	0	1	0	0	
Qatar	13	8	0	0	0	0	0	0	0	0	0	0	0		
Saudi Arabia	227	220	53	5	3	9	6	3	3	3	3	5	2	0	
Somalia	148	546	136	9	4	11	13	13	12	16	17	10	3	0	
Sudan	384	410	94	6	5	3	3	8	3	7	15	9	6	0	
South Sudan	326	295	South Sudan has moved to African Region starting October 2013												
Syria ****	109	179	77	3	7	11	10	8	7	2	5	8	2	1	
Tunisia	61	43	10	0	3	2	1	0	1	1	0	0	0	0	
U.A.E	40	31	5	0	0	0	1	1	1	0	1	0	0	0	
Yemen	475	614	183	16	10	15	13	18	7	13	12	18	12	7	
<b>Total EMR</b>	<b>11120</b>	<b>11530</b>	<b>3069</b>	<b>198</b>	<b>215</b>	<b>252</b>	<b>244</b>	<b>236</b>	<b>190</b>	<b>217</b>	<b>235</b>	<b>201</b>	<b>172</b>	<b>69</b>	<b>6</b>

No data = No report received

Table 2: Confirmed polio cases by month of onset

Country	Total year 2012	Total year 2013	20/04		Confirmed polio cases by month of onset											
			2013	2014	May 2013	June 2013	July 2013	August 2013	September 2013	October 2013	November 2013	December 2013	January 2014	February 2014	March 2014	April 2014
Afghanistan	37	14	2	3	0	1	1	2	3	0	3	2	2	1		
Bahrain	0	0	0	0	0	0	0	0	0	0	0	0	0	0		
Djibouti	0	0	0	0	0	0	0			0	0	0	0	0	0	
Egypt	0	0	0	0	0	0	0	0	0	0	0	0	0	0		
Iran	0	0	0	0	0	0	0	0	0	0	0	0	0	0		
Iraq	0	0	0	1	0	0	0	0	0	0	0	0	0	1		
Jordan ****	0	0	0	0	0	0	0	0	0	0	0	0	0	0		
Kuwait	0	0	0	0	0	0	0	0	0	0	0	0	0	0	0	
Lebanon ****	0	0	0	0	0	0	0	0	0	0		0	0	0		
Libya	0	0	0	0	0	0	0	0	0	0	0	0	0	0		
Morocco	0	0	0	0	0	0	0	0	0	0	0	0	0	0		
Oman	0	0	0	0	0	0	0	0	0	0	0	0	0	0	0	
Pakistan	58	93	6	49	9	4	4	8	19	14	10	17	17	18	13	1
Palestine ****	0	0	0	0	0	0	0	0	0	0	0	0	0	0		
Qatar	0	0	0	0	0	0	0	0	0	0	0	0	0	0	0	
Saudi Arabia	0	0	0	0	0	0	0	0	0	0	0	0	0	0		
Somalia	0	194	2	0	41	72	45	20	7	2	2	1				
Sudan	0	0	0	0	0	0	0	0	0	0	0	0	0	0		
South Sudan	0	0	0	0	0	0										
Syria ****	0	35	0	1	0	0	1	0	7	15	9	3	1	0		
Tunisia	0	0	0	0	0	0	0	0	0	0	0	0	0	0	0	
U.A.E	0	0	0	0	0	0	0	0	0	0	0	0	0	0		
Yemen	0	0	0	0	0	0	0	0	0	0	0	0	0	0		
<b>Total EMR</b>	<b>95</b>	<b>336</b>	<b>10</b>	<b>54</b>	<b>50</b>	<b>77</b>	<b>51</b>	<b>30</b>	<b>36</b>	<b>31</b>	<b>24</b>	<b>23</b>	<b>20</b>	<b>20</b>	<b>13</b>	<b>1</b>

\*\*\*\* UNRWA cases are included with those of country of residence



Table 3: Investigation of AFP cases with paralysis onset in 2013 & 2014 up to Week (16/14)/ Ending on : (20/04/2014)

COUNTRY	2013											2014											Latest line List Date		
	AFP									Specimen	Wild isolates ****		AFP									Specimen		Wild isolates ****	
	Total AFP cases onset 2013	Case classification					Non polio AFP rate **	AFP cases pending classification > 90 days from onset of paralysis	AFP cases pending classification and lab > 90 days from onset of paralysis		% with *** adequate specimens	Wild P1 Poliovirus	Wild P3 Poliovirus	Total AFP cases onset 2014	Case classification					Annualized Non polio AFP rate **	AFP cases pending classification > 90 days from onset of paralysis			AFP cases pending classification and lab > 90 days from onset of paralysis	% with *** adequate specimens
		Total Confirmed Polio Cases *	Polio Compatible	Pending Classification	Discarded (non polio AFP)	VDPV				Total Confirmed Polio Cases *					Polio Compatible	Pending Classification	Discarded (non polio AFP)	VDPV							
Afghanistan	1897	14	4	0	1875	4	9.9	0	0	93.0	14	0	644	3	0	134	507	0	11.3	5	2	93.6	3	0	17/04/2014
Bahrain	12	0	0	0	12	0	4.4	0	0	91.7	0	0	4	0	0	2	2	0	4.9	0	0	100.0	0	0	13/04/2014
Djibouti	7	0	0	2	5	0	2.4	2	0	85.7	0	0	0	0	0	0	0	0	0.0	0	0		0	0	25/03/2014
Egypt	1007	0	0	0	1007	0	3.0	0	0	92.5	0	0	301	0	0	82	219	0	2.9	5	0	86.0	0	0	17/04/2014
Iran	708	0	0	0	707	1	4.0	0	0	95.8	0	0	181	0	0	63	118	0	3.3	0	0	97.2	0	0	16/04/2014
Iraq	444	0	0	0	444	0	3.1	0	0	84.2	0	0	155	1	0	48	106	0	3.5	2	0	91.6	1	0	17/04/2014
Jordan	35	0	0	0	35	0	1.4	0	0	91.4	0	0	9	0	0	4	5	0	1.2	0	0	100.0	0	0	13/04/2014
Kuwait	39	0	0	0	39	0	5.1	0	0	94.9	0	0	5	0	0	1	4	0	2.0	0	0	100.0	0	0	13/04/2014
Lebanon	33	0	0	1	32	0	3.3	1	0	45.5	0	0	10	0	0	10	0	0	2.2	3	0	80.0	0	0	17/04/2014
Libya	58	0	0	0	58	0	2.8	0	0	93.1	0	0	16	0	0	4	12	0	2.5	0	0	100.0	0	0	19/04/2014
Morocco	106	0	0	0	106	0	1.0	0	0	73.6	0	0	35	0	0	18	17	0	1.1	5	0	74.3	0	0	18/04/2014
Oman	20	0	0	0	20	0	2.5	0	0	95.0	0	0	4	0	0	0	4	0	1.7	0	0	100.0	0	0	17/04/2014
Pakistan	4780	93	20	39	4580	48	6.0	39	3	88.9	93	0	1138	49	0	150	930	9	4.6	8	1	92.4	49	0	18/04/2014
Palestine	38	0	0	0	38	0	2.2	0	0	94.7	0	0	9	0	0	5	4	0	1.7	0	0	100.0	0	0	17/04/2014
Qatar	8	0	0	0	8	0	3.4	0	0	100.0	0	0	0	0	0	0	0	0	0.0	0	0		0	0	06/04/2014
Saudi Arabia	220	0	0	0	220	0	2.4	0	0	96.4	0	0	53	0	0	40	13	0	1.9	0	0	98.1	0	0	17/04/2014
Somalia	546	194	13	3	335	1	6.4	3	0	86.8	194	0	136	0	0	57	79	0	8.1	2	0	96.3	0	0	17/04/2014
Sudan	410	0	0	0	409	1	2.6	0	0	97.6	0	0	94	0	0	18	76	0	1.9	0	0	98.9	0	0	13/04/2014
South Sudan	295	0	0	14	281	0	3.5	14	8	93.2	0	0	South Sudan has moved to African Region starting October 2013											14/01/2014	
Syria	179	35	12	1	131	0	1.7	1	0	67.6	35	0	77	1	0	19	57	0	3.3	0	0	94.8	1	0	17/04/2014
Tunisia	43	0	0	0	43	0	1.6	0	0	74.4	0	0	10	0	0	0	10	0	1.3	0	0	90.0	0	0	18/04/2014
U.A.E	31	0	0	0	31	0	3.1	0	0	100.0	0	0	5	0	0	4	1	0	1.6	0	0	100.0	0	0	13/04/2014
Yemen	614	0	0	0	613	1	5.1	0	0	91.4	0	0	183	0	0	53	130	0	5.0	1	0	91.3	0	0	13/04/2014
EMR	11530	336	49	60	11029	56	4.6	60	11	90.2	336	0	3069	54	0	712	2294	9	4.1	31	3	92.6	54	0	
2012 #	11120	95	15	0	10973	40	4.5	0	0	90.6	93	3													

\* Confirmed polio cases refer to wild isolation from AFP cases or from contacts of negative index AFP cases

\*\* Non-polio AFP per 100,000 children <15 years

\*\*\* Adequate here refers to two stool specimens collected at least 24 hours apart, within 14 days of paralysis onset

\*\*\*\* AFP cases co infected with P1 and P3 are counted separately as wild isolates

# In 2012, 1 AFP case in Pakistan had co-infection P1 & P3 from 2 contacts P1 & P3



AFP SURVEILLANCE

Week 16, ending 20 April 2014

19-Apr-14

Number 811

Table 4: Investigation of contacts of AFP cases with paralysis onset in 2014 up to Week (16/14)/ Ending on : (20/04/2014)

Country	No. of AFP cases	No. of eligible AFP cases for contact sampling*	% of eligible AFP cases with contact samplings	% of eligible AFP cases with 3+ contacts	Total number of Contacts**	% of contacts under 5 years	% of contacts with specimens collected within 7 days of notification of index	% Contact specimens in lab within 3 days of collection	% Contact specimens positive for NPEV	% Contact specimens positive for Sabin like virus	No. of contacts positive for wild virus	% of wild polio virus isolation from contacts	No. of Contacts positive for VDPVs	No. of -ve index AFP cases identified positive by contact	No. of district identified infected from contacts
Afghanistan	644	41	92.7	92.7	299	96.7	65.2	32.7	19.1	6.4	0	0.0		0	0
Bahrain	4	0			0						0			0	0
Djibouti											0				0
Egypt	301	45	46.7	46.7	107	86.9	55.1	96.9	10.4	0.0	0	0.0		0	0
Iran	181	5	100.0	80.0	20	85.0	70.0	65.0	5.0	30.0	0	0.0		0	0
Iraq	155	13	53.8	53.8	51	60.8	0.0	90.0	12.5	5.0	1	2.5		0	0
Jordan	9	0			0						0			0	0
Kuwait	5	0			3	33.3	100.0	100.0	33.3	0.0	0	0.0		0	0
Lebanon	10	2	100.0	50.0	7	14.3	85.7	14.3	28.6	0.0	0	0.0		0	0
Libya	16	0			0						0			0	0
Morocco	35	9	22.2	22.2	10	30.0	40.0	80.0	0.0	0.0	0	0.0		0	0
Oman	4	0			0						0			0	0
Pakistan	1138	87	75.9	70.1	272	87.1	55.5	69.1	18.4	9.9	3	1.3		0	0
Palestine	9	0			0						0			0	0
Qatar											0				0
Saudi Arabia	53	1	0.0	0.0	0						0			0	0
Somalia	136	5	80.0	80.0	397	92.9	95.2	18.6	5.9	8.2	0	0.0		0	0
Sudan	94	1	0.0	0.0	35	74.3	82.9	25.0	9.4	3.1	0	0.0		0	0
<b>South Sudan</b>	<b>South Sudan has moved to African Region starting October 2013</b>														
Syria	77	4	50.0	25.0	107	38.3	84.1	57.6	3.5	7.1	0	0.0		0	0
Tunisia	10	1	0.0	0.0	3	33.3	66.7	100.0	0.0	0.0	0	0.0		0	0
U.A.E.	5	0			0						0			0	0
Yemen	183	16	43.8	43.8	525	55.0	85.1	12.9	9.2	2.2	0	0.0		0	0
<b>Grand Total 2014</b>	<b>3069</b>	<b>230</b>	<b>67.0</b>	<b>63.5</b>	<b>1836</b>	<b>76.1</b>	<b>75.1</b>	<b>38.8</b>	<b>11.8</b>	<b>5.8</b>	<b>4</b>	<b>0.3</b>		<b>0</b>	<b>0</b>
<b>Grand Total 2013</b>	<b>11530</b>	<b>1144</b>	<b>77.4</b>	<b>72.2</b>	<b>8000</b>	<b>79.4</b>	<b>73.8</b>	<b>37.5</b>	<b>17.0</b>	<b>5.9</b>	<b>316</b>	<b>4.3</b>	<b>2</b>	<b>57</b>	<b>20</b>

\* Eligible refers to AFP cases with inadequate stool specimens

Number and distribution by district of -ve index AFP cases identified wild P1 by contact in EMR, 2014: Non

\*\* Total number of contacts from eligible AFP cases and from other AFP cases as per with country criteria for contact sampling

Last wild contacts in EMR, 01/01/2013- 20/04/2014

Year	Country	Data	Date of Most Recent stool collection
		Count of wild contacts	
2013	Syria	3	04/02/2014
	Afghanistan	1	01/01/2014
	Pakistan	7	21/12/2013
	Somalia	305	30/11/2013
<b>2013 Total</b>		<b>316</b>	<b>04/02/2014</b>
2014	Pakistan	3	16/03/2014
	IRQ	1	26/02/2014
<b>2014 Total</b>		<b>4</b>	<b>16/03/2014</b>



AFP SURVEILLANCE

19-Apr-14

Week 16, ending 20 April 2014

Number 811

Table 5: Laboratory investigation of AFP cases with paralysis onset in 2014 up to Week (16/14)/ Ending on : (20/04/2014)

Country	Polio laboratories	AFP cases with specimens	Preliminary virus isolation results of AFP cases						Poliovirus intratypic differentiation results #									Indicators				Latest report Date				
			Referred for ITD		NPEV only	Negative	Pending		Type 1			Type 2			Type 3			Discordant pending sequence	NPEV by PCR	Non-EV	Pending ITD		% specimens positive for NPEV*	% AFP cases with culture results within 14 days	% AFP cases with ITD results within 7 days	% AFP cases with ITD results within 45 days of onset**
			L20B+	L20B+/NPEV			received < / = 14 days	received > 14 days ago	Wild	Sabin	VDPV	Wild	Sabin	VDPV	Wild	Sabin	VDPV									
Afghanistan	RRL Pakistan	632	37	3	79	440	73		4	20			6			16						13%	100%	98%	99%	18/04/2014
Bahrain	PNL Oman	4			2	2																50%	100%		100%	13/04/2014
Djibouti	NPL Kenya																									25/03/2014
Egypt**	RRL Egypt	283	13	2	21	222	25		6			5			5			3	1			7%	100%	93%	99%	17/04/2014
Iran	NPL Iran	182	3		3	150	26					1			1							2%	100%	100%	99%	18/04/2014
Iraq	NPL Iraq, RRL Egypt	128	7		19	82	14	6	1	3			2			1						19%	100%	100%	100%	12/04/2014
Jordan	NPL Jordan, RRL Tunisia	9			1	7	1															11%	100%			17/04/2014
Kuwait	RRL Kuwait	4				4																7%	100%		100%	30/03/2014
Lebanon	RRL Egypt	10				7	3															10%	100%		100%	17/04/2014
Libya	RRL Tunisia	15			1	11		3														8%	100%		100%	08/04/2014
Morocco	NPL Morocco, RRL Tunisia	28	2			24	1	1		2			2			2						0%	100%	50%	96%	18/04/2014
Oman	NPL Oman	4				4																0%	100%		100%	13/04/2014
Pakistan	RRL Pakistan	1235	145	14	160	780	136		48	46			25	9		51			4			14%	100%	99%	98%	18/04/2014
Palestine & UNRWA		9			2	6		1														25%	0%		100%	17/04/2014
Qatar	NPL Oman																									13/04/2014
Saudi Arabia	NPL Saudi Arabia, NPL Oman	61				54	6	1														0%	100%		100%	17/04/2014
Somalia	NPL Kenya	136	14		4	67	5	49		9						10						5%	10%		93%	17/04/2014
Sudan	NPL Sudan, RRL Egypt	105	2		12	74	17						3					1				13%	99%	100%	100%	17/04/2014
South Sudan	NPL Kenya																									14/01/2014
Syria	NPL Syria, RRL Tunisia	10	2			3		5	1	2			5			8			7			0%	100%	100%	75%	05/02/2014
Tunisia	RRL Tunisia	13			1	10	1	1														5%	100%		100%	08/04/2014
U.A.E	NPL Oman	4				1		3														0%	100%		100%	13/04/2014
Yemen	RRL Egypt	182	7	1	17	121	35	1		4			3			4						9%	100%	100%	99%	17/04/2014
Total EMR 2014		3054	232	20	322	2069	343	71	54	92			52	9		98			11	4	1	11%	97%	98%	98%	
Total EMR 2013		11354	826	56	1808	8615		47	271	286			145	56		275	1		3	16	12	15%	92%	98%	96%	

\* Specimens from all sources including non-AFP cases, excluding environmental samples

\*\* This indicator reflects surveillance and laboratory activities

\*\*\*Environmental surveillance initiated in Pakistan in August 2009.

\*\*\* Environmental surveillance initiated in Egypt in September 2000.

Result	2010	2011	2012	2013	2014	YEA	Province	Site	Count	First date	Last Date
Negative	416	448	401	417	63	2013	CAIRO	AL HAGGANA 2	1	08/01/2013	08/01/2013
Pending				52	62		FAYOUM	FAYOUM CITY	1	14/04/2013	14/04/2013
Wild			2				MINYA	AQRQAS	1	04/03/2013	04/03/2013
VDPVP2			7	3			VDPVP2 Total		3	08/01/2013	14/04/2013
VDPVP1			1								
Total	416	448	411	472	125						

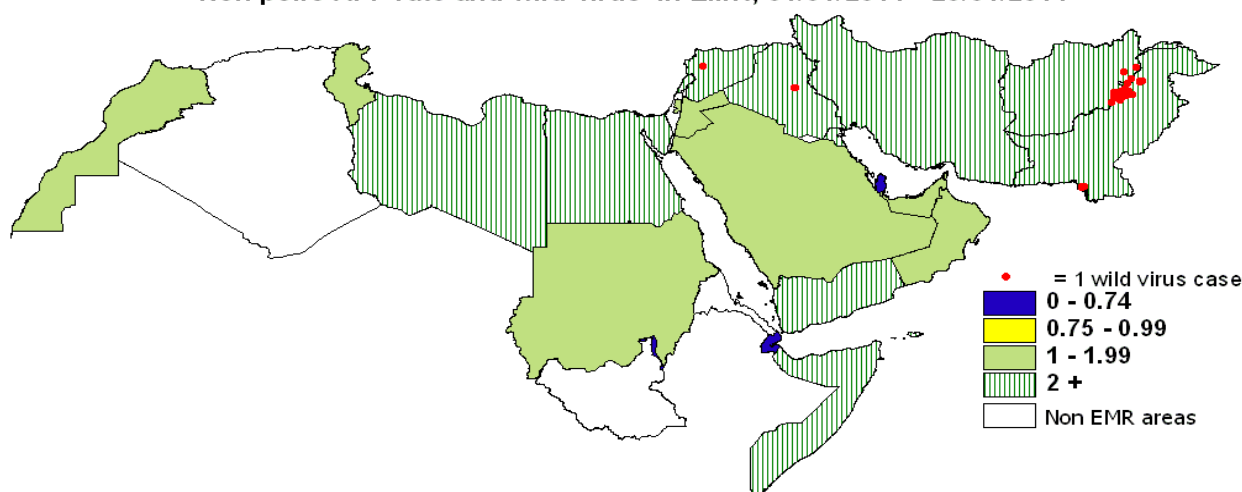
Year	Result	Site	Count	First Date	Last Date
2013	Wild P1	Gaza Rafah - Tel Sultan	4	18/08/13	17/11/13
		West Bank - Tulkarem	1	30/06/13	30/06/13
		West Bank - Hebron	1	01/09/13	01/09/13
		West Bank - Salfit	1	01/09/13	01/09/13
2014	Wild P1	Gaza Rafah - Sheik AjLun	1	05/01/14	05/01/14

Status	2009	2010	2011	2012	2013	2014
Negative	27	77	68	150	265	82
pending						18
Wild	18	79	136	89	66	17
Grand Total	45	156	204	239	331	117

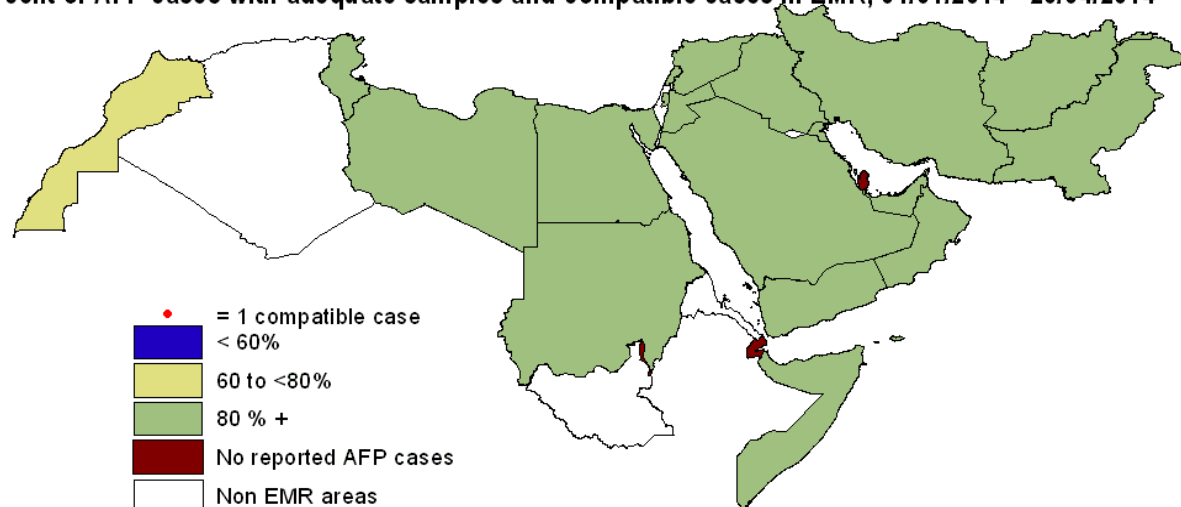
Year	SITEDIST	SITENAME	Count	Wild	First date	Last date
2014	KHI.BALDIA TOWN	SAJJAN GOTH	1		27/01/2014	27/01/2014
	KHI.GADAP TOWN	BALDIA COMPOSITE	1		08/01/2014	08/01/2014
		COMPOSITE SAMPLE	2		10/01/2014	11/02/2014
		SOHRAB GOTH	1		22/01/2014	22/01/2014
	KHI.GULSHAN-E-IQ	CHAKORA NULLA	2		04/02/2014	06/03/2014
		RASHID MINHAS RD LAY	2		17/01/2014	19/02/2014
		LARA MA	2		25/01/2014	12/03/2014
	PESHAWAR	SHAHEEN TOWN	4		10/01/2014	27/03/2014
		SAFDAR ABAD	1		28/01/2014	28/01/2014
	QUETTA	SUR PUL	1		20/03/2014	20/03/2014
2014 Total			17		08/01/2014	27/03/2014



### Non polio AFP rate and wild virus in EMR, 01/01/2014 - 20/04/2014



### Percent of AFP cases with adequate samples and compatible cases in EMR, 01/01/2014 - 20/04/2014

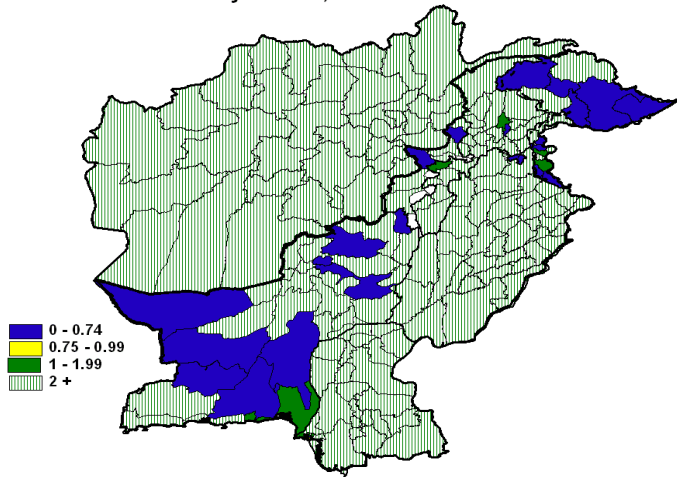


### Wild polio cases by country and date of onset of paralysis in EMR, 2013-2014

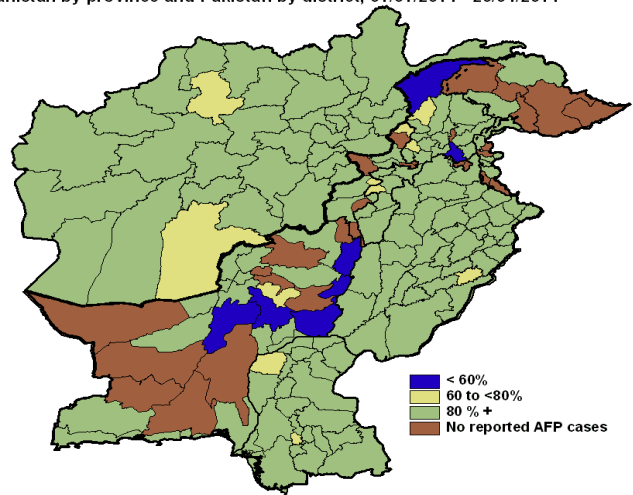
Year	COUNTRY	P1			Total Count	Total First Case	Total Last Case
		Count	First Case	Last Case			
2013	AFG	14	31/01/2013	20/12/2013	14	31/01/2013	20/12/2013
	PAK	93	14/01/2013	31/12/2013	93	14/01/2013	31/12/2013
	SOM	194	17/04/2013	20/12/2013	194	17/04/2013	20/12/2013
	SYR	35	14/07/2013	28/12/2013	35	14/07/2013	28/12/2013
2013 Total		336	14/01/2013	31/12/2013	336	14/01/2013	31/12/2013
2014	AFG	3	14/01/2014	25/02/2014	3	14/01/2014	25/02/2014
	IRQ	1	10/02/2014	10/02/2014	1	10/02/2014	10/02/2014
	PAK	49	03/01/2014	02/04/2014	49	03/01/2014	02/04/2014
	SYR	1	21/01/2014	21/01/2014	1	21/01/2014	21/01/2014
2014 Total		54	03/01/2014	02/04/2014	54	03/01/2014	02/04/2014



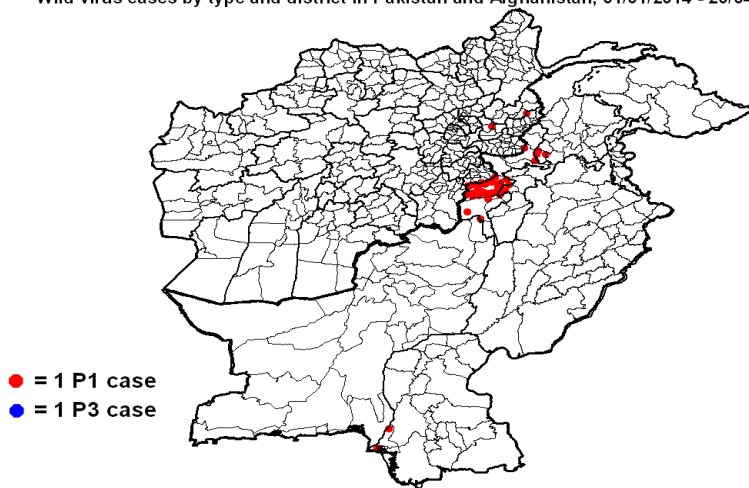
Non polio AFP rate in Afghanistan by province and Pakistan by district, 01/01/2014 - 20/04/2014



Percent of AFP cases with adequate samples in Afghanistan by province and Pakistan by district, 01/01/2014 - 20/04/2014



Wild virus cases by type and district in Pakistan and Afghanistan, 01/01/2014 - 20/04/2014



**Wild polio cases by district and date of onset of paralysis in Pakistan, 2014**

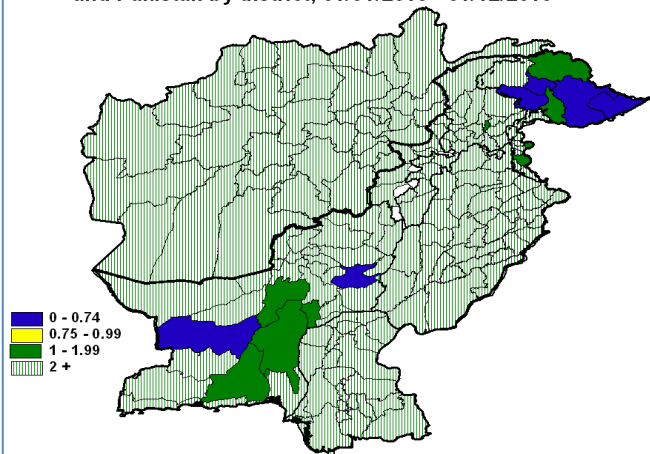
PROVINCE	DISTRICT	P1		
		Count	First case	Last case
FATA	WAZIR-N	34	03/01/2014	02/04/2014
	WAZIR-S	3	12/02/2014	22/03/2014
	FR BANNU	1	14/02/2014	14/02/2014
	KHYBER	1	12/01/2014	12/01/2014
SINDH	KHIORANGI	1	30/03/2014	30/03/2014
	KHIGADAP	1	26/03/2014	26/03/2014
	KHIBALDIA	1	10/02/2014	10/02/2014
KHYBER PAKHTOON	BANNU	4	26/01/2014	07/03/2014
	PESHAWAR	3	31/01/2014	24/02/2014
Grand Total		49	03/01/2014	02/04/2014

**Wild polio cases by district and date of onset of paralysis in Afghanistan, 2014**

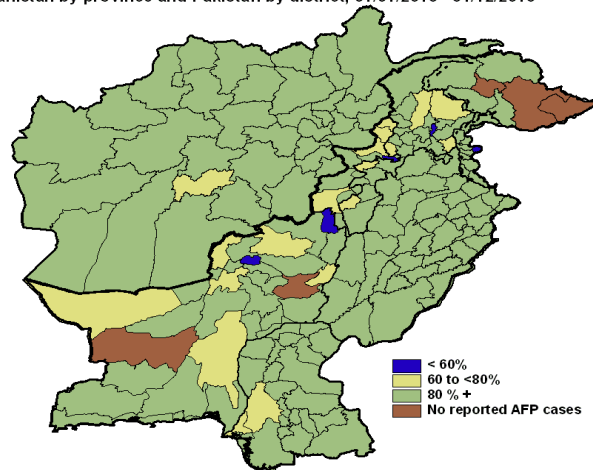
PROVINCE	DISTRICT	P1		
		Count	First case	Last case
NANGARHAR	MUHMAND DARA	1	25/02/2014	25/02/2014
KUNAR	GHAZIABAD	1	31/01/2014	31/01/2014
LAGHMAN	ALINGAR	1	14/01/2014	14/01/2014
Grand Total		3	14/01/2014	25/02/2014



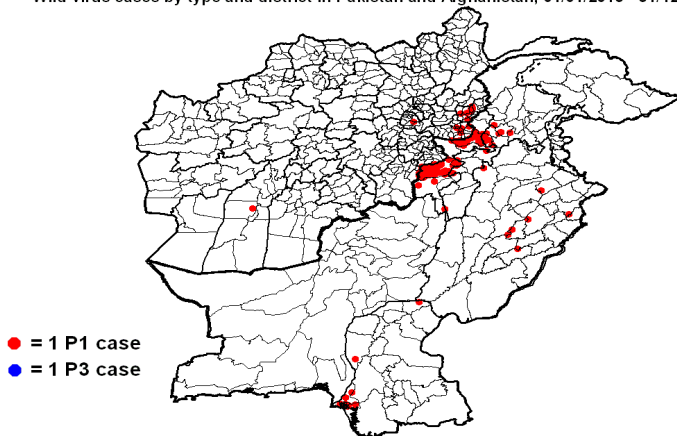
Non polio AFP rate in Afghanistan by province and Pakistan by district, 01/01/2013 - 31/12/2013



Percent of AFP cases with adequate samples in Afghanistan by province and Pakistan by district, 01/01/2013 - 31/12/2013



Wild virus cases by type and district in Pakistan and Afghanistan, 01/01/2013 - 31/12/2013



**Wild polio cases by district and date of onset of paralysis in Pakistan, 2013**

PROVINCE	DISTRICT	P1		
		Count	First case	Last case
KHYBER PAKHTOON	PESHAWAR	5	30/06/2013	31/12/2013
	SWABI	1	10/09/2013	10/09/2013
	KOHAT	1	19/08/2013	19/08/2013
	MARDAN	2	12/02/2013	22/04/2013
	MALAKAND	1	08/02/2013	08/02/2013
	BANNU	1	26/01/2013	26/01/2013
SINDH	KHILANDHI	1	31/12/2013	31/12/2013
	KHIGIOBAL	1	11/12/2013	11/12/2013
	KHIBALDIA	2	09/11/2013	10/12/2013
	KHIBINQASIM	2	14/01/2013	18/10/2013
	KASHMORE	1	03/10/2013	03/10/2013
	KHIGADAP	2	09/07/2013	19/09/2013
	DADU	1	22/03/2013	22/03/2013
FATA	KHYBER	20	24/04/2013	28/12/2013
	WAZIR-N	35	24/05/2013	26/12/2013
	WAZIR-S	2	04/12/2013	16/12/2013
	FR BANNU	7	03/05/2013	04/11/2013
	FR DIKHAN	1	26/08/2013	26/08/2013
PUNJAB	TTSINGH	3	09/10/2013	12/12/2013
	SAHIWAL	1	21/10/2013	21/10/2013
	SHEIKUPURA	1	26/09/2013	26/09/2013
	MBDIN	1	26/05/2013	26/05/2013
	MIANWALI	1	07/02/2013	07/02/2013
Grand Total		93	14/01/2013	31/12/2013

**Wild polio cases by district and date of onset of paralysis in Afghanistan, 2013**

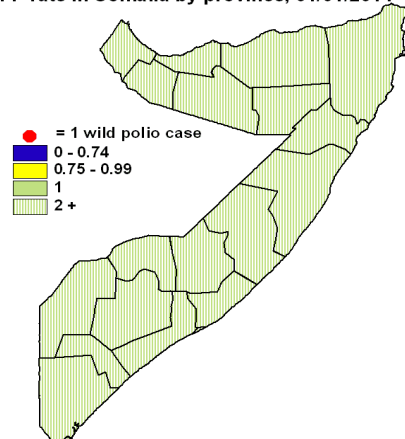
PROVINCE	DISTRICT	P1		
		Count	First case	Last case
KUNAR	WATAPUR	4	23/07/2013	20/12/2013
	CHAPADARA	1	27/09/2013	27/09/2013
	NARANG	1	19/09/2013	19/09/2013
	KHASKUNAR	1	28/03/2013	28/03/2013
HILMAND	NAD-E-ALI	1	11/12/2013	11/12/2013
KABUL	KABUL	1	24/11/2013	24/11/2013
NANGARHAR	BATIKOT	2	08/08/2013	12/11/2013
	BEHSUD	1	11/11/2013	11/11/2013
	SHINWAR	1	06/06/2013	06/06/2013
	LALPUR	1	31/01/2013	31/01/2013
Grand Total		14	31/01/2013	20/12/2013



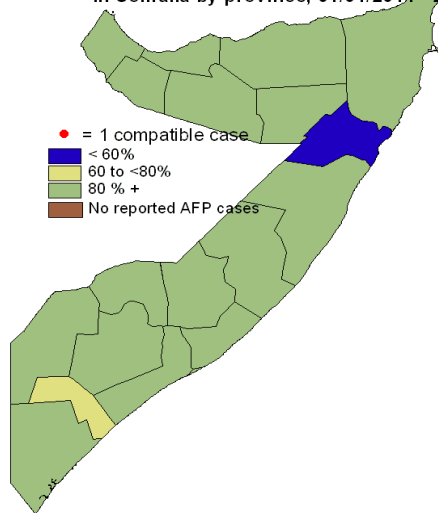
### Wild polio cases by district and date of onset of paralysis in Somalia, 2013-2014

PROVINCE	DISTRICT	P1		
		Count	First case	Last case
BARI	BOSSASO	2	21/11/2013	20/12/2013
GEDO	BARDERA	3	28/08/2013	26/11/2013
	BELET HAWA	1	28/06/2013	28/06/2013
LOWER SHABEL	KURTUNWAAREY	4	03/06/2013	09/10/2013
	MARKA	11	30/05/2013	30/09/2013
	WANLEWEYNE	6	08/06/2013	18/07/2013
	QORYOLEY	2	23/05/2013	08/07/2013
	AFGOI	10	12/05/2013	20/06/2013
	AWDHEEGLE	1	11/06/2013	11/06/2013
	BRAVA	1	17/05/2013	17/05/2013
LOWER JUBA	AFMADOW / HAGAR	4	14/07/2013	01/10/2013
	KISMAYO	13	17/05/2013	02/09/2013
	BADADE	1	04/08/2013	04/08/2013
	JAMAAME EAST	2	26/05/2013	24/07/2013
	JAMAAME WEST	2	29/06/2013	05/07/2013
	JILIB WEST	1	28/06/2013	28/06/2013
HIRAN	MAHAS	5	12/06/2013	29/09/2013
	BULO BURTI	2	19/07/2013	02/08/2013
BAKOOL	WAJID	1	24/09/2013	24/09/2013
	EL BARDE	1	12/06/2013	12/06/2013
BAY	BAIDOA	7	10/06/2013	19/09/2013
	DINSOR	12	06/06/2013	18/08/2013
	BURHAKABA	4	26/04/2013	08/08/2013
MIDDLE JUBA	BUAALE	1	25/08/2013	25/08/2013
	SALAGLE	2	07/07/2013	10/08/2013
	JILIB EAST	2	29/05/2013	02/08/2013
MIDDLE SHABEL	JOWHAR	4	08/06/2013	14/08/2013
	RUNINGOD	2	23/07/2013	08/08/2013
	BALAD	6	13/06/2013	07/08/2013
	ADEN YABAL	5	24/05/2013	22/07/2013
	ADALE	1	09/07/2013	09/07/2013
	MAHADAY	1	14/06/2013	14/06/2013
GALGADUD	GALHARERI	1	30/07/2013	30/07/2013
	EL BUR	1	14/07/2013	14/07/2013
BANADIR	DHARKENLEY	6	04/05/2013	19/07/2013
	HODAN	13	17/04/2013	14/07/2013
	HELIWA	9	05/05/2013	14/07/2013
	DAYNILE	7	09/05/2013	11/07/2013
	YAQSHID	9	21/05/2013	11/07/2013
	WARDIGLEY	8	13/05/2013	30/06/2013
	WABERI	3	20/05/2013	25/06/2013
	KARAN	3	26/05/2013	09/06/2013
	HAMAR JABJAB	3	18/04/2013	08/06/2013
	MEDINA	8	12/05/2013	04/06/2013
	HAWALWADAG	1	29/05/2013	29/05/2013
	HAMARWEYNE	1	21/05/2013	21/05/2013
	ABDUL AZIZ	1	19/05/2013	19/05/2013
<b>Grand Total</b>		<b>194</b>	<b>17/04/2013</b>	<b>20/12/2013</b>

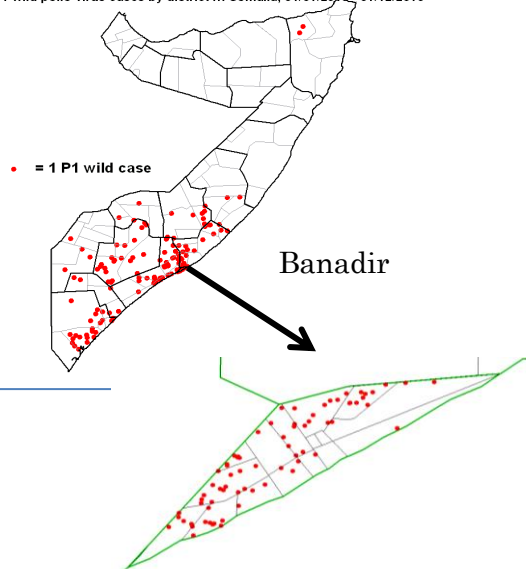
Non polio AFP rate in Somalia by province, 01/01/2014 - 20/04/2014



Percent of AFP cases with adequate samples and compatible cases in Somalia by province, 01/01/2014 - 20/04/2014



P1 wild polio virus cases by district in Somalia, 01/01/2013 - 31/12/2013

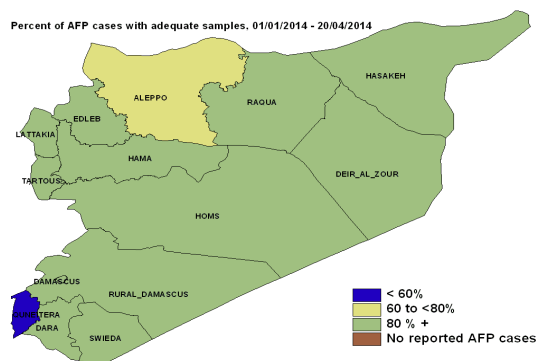
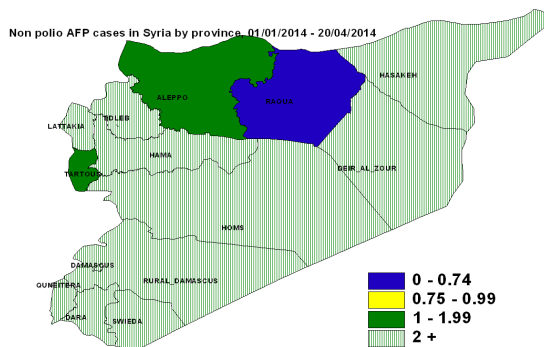




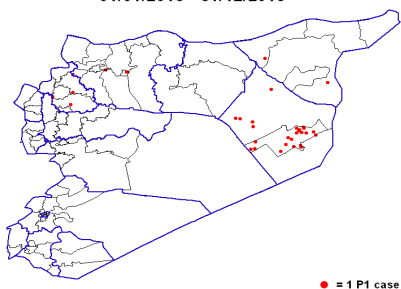


World Health Organization – Regional Office for Eastern Mediterranean  
 AFP SURVEILLANCE  
 Week 16, ending 20 April 2014

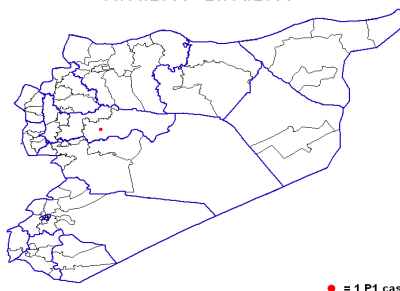
19-Apr-14  
 Number 811



Wild polio virus P1 cases by district in Syria, 01/01/2013 - 31/12/2013



Wild polio virus P1 cases by district in Syria, 01/01/2014 - 20/04/2014



Wild polio cases by district and date of onset of paralysis in Syria, 2013-2014

			WILDTYPE Data		
			P1		
ONSETYR	PROVINCE	DISTRICT	Count	First case	Last case
2013	ALEPPO	ALEPPOCITY	1	10/11/2013	10/11/2013
		FARDOUS	1	14/07/2013	14/07/2013
		DEIR HAFER	2	19/11/2013	28/12/2013
		ATAREB	1	08/11/2013	08/11/2013
	EDLEB	ADLEB	1	09/11/2013	09/11/2013
		ARIHA	1	10/11/2013	10/11/2013
		MARA	1	17/12/2013	17/12/2013
	HASAKEH	HASAKEH	1	14/12/2013	14/12/2013
		RAS,AL,IEN	1	28/11/2013	28/11/2013
	DEIR_AL_ZOUR	DIER,ALZOUR	5	28/09/2013	14/11/2013
MAYADEEN		20	10/09/2013	14/11/2013	
2013 Total			35	14/07/2013	28/12/2013
2014	HAMA	SALAMEYEH	1	21/01/2014	21/01/2014
2014 Total			1	21/01/2014	21/01/2014

Total wild P1 cases for Syria in 2013 is 35 cases. Table (5) in Poliofax reflecting lab data shows only 26 wild cases as the over 9 cases were cross notified and not processed in National Polio Lab of Syria



**Circulating VDPV cases and date of onset of paralysis in EMR countries  
by districts , 2013-2014**

Year	COUNTRY	PROVINCE	DISTRICT	cVDP2			cVDP3			
				Count	First Case	Last Case	Count	First Case	Last Case	
2013	AFG	KANDAHA	SHAHWALIKOT	1	13/03/2013	13/03/2013				
			HILMAND	2	22/01/2013	20/02/2013				
	AFG Total				3	22/01/2013	13/03/2013			
	PAK	FATA	WAZIR-N	41	10/04/2013	30/12/2013				
			MOHMAND	1	13/07/2013	13/07/2013				
		SINDH	KHIGADAP	4	21/02/2013	03/07/2013				
		BALOCHIS	MASTUNG	1	27/06/2013	27/06/2013				
			JAFARABAD	1	11/01/2013	11/01/2013				
	PAK Total				48	11/01/2013	30/12/2013			
	SOM	LOWER SH	AFGOI	1	09/01/2013	09/01/2013				
	SOM Total				1	09/01/2013	09/01/2013			
	YEM	SAADAH	SAHAR				1	12/07/2013	12/07/2013	
YEM Total							1	12/07/2013	12/07/2013	
2013 Total				52	09/01/2013	30/12/2013	1	12/07/2013	12/07/2013	
2014	PAK	FATA	WAZIR-N	6	03/01/2014	27/03/2014				
			FR BANNU	3	24/01/2014	21/02/2014				
	PAK Total				9	03/01/2014	27/03/2014			
2014 Total				9	03/01/2014	27/03/2014				

**In 2013, 1 AFP case in Somalia was identified as VDPV by contact**