



AFP SURVEILLANCE

14-Apr-14

Week 15, ending 13 April 2014

Number 810

Table 1: Acute Flaccid Paralysis (AFP) cases by week of onset

| Country | Reported AFP cases by week of onset - Week (15/14) / Ending on : 13/04/14 | | | | | | | | | | | | | | |
|------------------|---|----------------|-------------------------|---|-------------------|-------------------|-------------------|-------------------|-------------------|-------------------|-------------------|-------------------|-------------------|-------------------|-------------------|
| | Total AFP 2012 | Total AFP 2013 | Total AFP to date, 2014 | W 04 26 Jan 14 | W 05 02 Feb 14 | W 06 09 Feb 14 | W 07 16 Feb 14 | W 08 23 Feb 14 | W 09 02 Mar 14 | W 10 09 Mar 14 | W 11 16 Mar 14 | W 12 23 Mar 14 | W 13 30 Mar 14 | W 14 06 Apr 14 | W 15 13 Apr 14 |
| Afghanistan | 1829 | 1897 | 617 | 46 | 32 | 48 | 58 | 43 | 54 | 36 | 44 | 46 | 43 | 35 | 6 |
| Bahrain | 19 | 12 | 4 | 0 | 0 | 0 | 1 | 0 | 0 | 1 | 0 | 0 | 0 | 0 | 0 |
| Djibouti | 6 | 7 | 0 | 0 | 0 | 0 | 0 | 0 | 0 | 0 | 0 | 0 | | | |
| Egypt | 1022 | 1007 | 284 | 30 | 20 | 18 | 17 | 28 | 15 | 13 | 26 | 20 | 17 | 15 | 4 |
| Iran | 689 | 708 | 168 | 9 | 15 | 14 | 9 | 20 | 9 | 9 | 17 | 6 | 9 | 4 | 0 |
| Iraq | 467 | 444 | 129 | 8 | 7 | 7 | 12 | 8 | 13 | 12 | 8 | 12 | 8 | 8 | |
| Jordan **** | 34 | 35 | 9 | 2 | 0 | 0 | 0 | 1 | 0 | 0 | 0 | 0 | 2 | 1 | 0 |
| Kuwait | 36 | 39 | 5 | 0 | 1 | 1 | 1 | 0 | 0 | 0 | 0 | 0 | 0 | 1 | 0 |
| Lebanon **** | 24 | 33 | 9 | 0 | 0 | 1 | 0 | 1 | 0 | 2 | 0 | 0 | 1 | 1 | |
| Libya | 42 | 58 | 15 | 3 | 0 | 2 | 0 | 2 | 1 | 1 | 1 | 2 | 1 | 0 | |
| Morocco | 81 | 106 | 30 | 0 | 3 | 2 | 2 | 2 | 6 | 3 | 2 | 2 | 0 | 0 | |
| Oman | 31 | 20 | 4 | 0 | 0 | 1 | 2 | 0 | 0 | 0 | 0 | 0 | 0 | 0 | 0 |
| Pakistan | 5036 | 4779 | 1055 | 97 | 81 | 87 | 95 | 87 | 84 | 77 | 72 | 80 | 48 | 18 | 0 |
| Palestine **** | 21 | 38 | 9 | 1 | 0 | 0 | 2 | 3 | 0 | 0 | 0 | 0 | 1 | 0 | 0 |
| Qatar | 13 | 8 | 0 | 0 | 0 | 0 | 0 | 0 | 0 | 0 | 0 | 0 | 0 | 0 | |
| Saudi Arabia | 227 | 220 | 53 | 4 | 5 | 3 | 9 | 6 | 3 | 3 | 3 | 3 | 5 | 2 | 0 |
| Somalia | 148 | 546 | 120 | 14 | 9 | 4 | 11 | 12 | 12 | 11 | 15 | 13 | 5 | 0 | |
| Sudan | 384 | 410 | 94 | 4 | 6 | 5 | 3 | 3 | 8 | 3 | 7 | 15 | 9 | 6 | 0 |
| South Sudan | 326 | 295 | 0 | South Sudan has now moved to African Region starting October 2013 | | | | | | | | | | | |
| Syria **** | 109 | 179 | 69 | 3 | 3 | 7 | 11 | 10 | 8 | 7 | 2 | 4 | 4 | 0 | |
| Tunisia | 61 | 43 | 10 | 1 | 0 | 3 | 2 | 1 | 0 | 1 | 1 | 0 | 0 | | |
| U.A.E | 40 | 31 | 5 | 1 | 0 | 0 | 0 | 1 | 1 | 1 | 0 | 1 | 0 | 0 | 0 |
| Yemen | 475 | 614 | 183 | 6 | 16 | 10 | 15 | 13 | 18 | 7 | 13 | 12 | 18 | 12 | 7 |
| Total EMR | 11120 | 11529 | 2872 | 229 | 198 | 213 | 250 | 241 | 232 | 187 | 211 | 216 | 171 | 103 | 17 |

No data = No report received

Table 2: Confirmed polio cases by month of onset

| Country | Total year 2012 | Total year 2013 | 13/04 | | Confirmed polio cases by month of onset | | | | | | | | | | | |
|------------------|-----------------|-----------------|----------|-----------|---|-----------|-----------|-------------|----------------|--------------|---------------|---------------|--------------|---------------|------------|------------|
| | | | 2013 | 2014 | May 2013 | June 2013 | July 2013 | August 2013 | September 2013 | October 2013 | November 2013 | December 2013 | January 2014 | February 2014 | March 2014 | April 2014 |
| Afghanistan | 37 | 14 | 2 | 4 | 0 | 1 | 1 | 2 | 3 | 0 | 3 | 2 | 3 | 1 | | |
| Bahrain | 0 | 0 | 0 | 0 | 0 | 0 | 0 | 0 | 0 | 0 | 0 | 0 | 0 | 0 | | |
| Djibouti | 0 | 0 | 0 | 0 | 0 | 0 | 0 | 0 | 0 | 0 | 0 | 0 | 0 | 0 | | |
| Egypt | 0 | 0 | 0 | 0 | 0 | 0 | 0 | 0 | 0 | 0 | 0 | 0 | 0 | 0 | | |
| Iran | 0 | 0 | 0 | 0 | 0 | 0 | 0 | 0 | 0 | 0 | 0 | 0 | 0 | 0 | | |
| Iraq | 0 | 0 | 0 | 1 | 0 | 0 | 0 | 0 | 0 | 0 | 0 | 0 | 0 | 1 | | |
| Jordan **** | 0 | 0 | 0 | 0 | 0 | 0 | 0 | 0 | 0 | 0 | 0 | 0 | 0 | 0 | | |
| Kuwait | 0 | 0 | 0 | 0 | 0 | 0 | 0 | 0 | 0 | 0 | 0 | 0 | 0 | 0 | 0 | |
| Lebanon **** | 0 | 0 | 0 | 0 | 0 | 0 | 0 | 0 | 0 | 0 | 0 | 0 | 0 | 0 | | |
| Libya | 0 | 0 | 0 | 0 | 0 | 0 | 0 | 0 | 0 | 0 | 0 | 0 | 0 | 0 | | |
| Morocco | 0 | 0 | 0 | 0 | 0 | 0 | 0 | 0 | 0 | 0 | 0 | 0 | 0 | 0 | | |
| Oman | 0 | 0 | 0 | 0 | 0 | 0 | 0 | 0 | 0 | 0 | 0 | 0 | 0 | 0 | 0 | |
| Pakistan | 58 | 93 | 6 | 47 | 9 | 4 | 4 | 8 | 19 | 14 | 10 | 17 | 17 | 18 | 12 | |
| Palestine **** | 0 | 0 | 0 | 0 | 0 | 0 | 0 | 0 | 0 | 0 | 0 | 0 | 0 | 0 | | |
| Qatar | 0 | 0 | 0 | 0 | 0 | 0 | 0 | 0 | 0 | 0 | 0 | 0 | 0 | 0 | 0 | |
| Saudi Arabia | 0 | 0 | 0 | 0 | 0 | 0 | 0 | 0 | 0 | 0 | 0 | 0 | 0 | 0 | | |
| Somalia | 0 | 194 | 0 | 0 | 41 | 72 | 45 | 20 | 7 | 2 | 2 | 1 | | | | |
| Sudan | 0 | 0 | 0 | 0 | 0 | 0 | 0 | 0 | 0 | 0 | 0 | 0 | 0 | 0 | | |
| South Sudan | 0 | 0 | 0 | 0 | 0 | | | | | | | | | | | |
| Syria **** | 0 | 33 | 0 | 1 | 0 | 0 | 1 | 0 | 7 | 14 | 8 | 3 | 1 | 0 | | |
| Tunisia | 0 | 0 | 0 | 0 | 0 | 0 | 0 | 0 | 0 | 0 | 0 | 0 | 0 | | | |
| U.A.E | 0 | 0 | 0 | 0 | 0 | 0 | 0 | 0 | 0 | 0 | 0 | 0 | 0 | | | |
| Yemen | 0 | 0 | 0 | 0 | 0 | 0 | 0 | 0 | 0 | 0 | 0 | 0 | 0 | 0 | | |
| Total EMR | 95 | 334 | 8 | 53 | 50 | 77 | 51 | 30 | 36 | 30 | 23 | 23 | 21 | 20 | 12 | 0 |

**** UNRWA cases are included with those of country of residence



Table 3: Investigation of AFP cases with paralysis onset in 2013 & 2014 up to Week (15/14) / Ending on : (13/04/2014)

| COUNTRY | 2013 | | | | | | | | | | | 2014 | | | | | | | | | | | Latest line List Date | | |
|--------------|----------------------------|-------------------------------|------------------|------------------------|---------------------------|------|-----------------------|--|--|-------------------------------|--------------------|--------------------|---|-------------------------------|------------------|------------------------|---------------------------|------|----------------------------------|--|--|-------------------------------|-----------------------|--------------------|--------------------|
| | AFP | | | | | | | | | Specimen | Wild cases **** | | AFP | | | | | | | | | Specimen | | Wild cases **** | |
| | Total AFP cases onset 2013 | Case classification | | | | | Non polio AFP rate ** | AFP cases pending classification > 90 days from onset of paralysis | AFP cases pending classification and lab > 90 days from onset of paralysis | % with *** adequate specimens | Wild P1 Poliovirus | Wild P3 Poliovirus | Total AFP cases onset 2014 | Case classification | | | | | Annualized Non polio AFP rate ** | AFP cases pending classification > 90 days from onset of paralysis | AFP cases pending classification and lab > 90 days from onset of paralysis | % with *** adequate specimens | | Wild P1 Poliovirus | Wild P3 Poliovirus |
| | | Total Confirmed Polio Cases * | Polio Compatible | Pending Classification | Discarded (non polio AFP) | VDPV | | | | | | | | Total Confirmed Polio Cases * | Polio Compatible | Pending Classification | Discarded (non polio AFP) | VDPV | | | | | | | |
| Afghanistan | 1897 | 14 | 4 | 0 | 1875 | 4 | 9.9 | 0 | 0 | 93.0 | 14 | 0 | 617 | 4 | 0 | 154 | 459 | 0 | 11.5 | 4 | 0 | 93.7 | 4 | 0 | 13/04/2014 |
| Bahrain | 12 | 0 | 0 | 0 | 12 | 0 | 4.4 | 0 | 0 | 91.7 | 0 | 0 | 4 | 0 | 0 | 2 | 2 | 0 | 5.2 | 0 | 0 | 100.0 | 0 | 0 | 13/04/2014 |
| Djibouti | 7 | 0 | 0 | 2 | 5 | 0 | 2.4 | 2 | 0 | 85.7 | 0 | 0 | 0 | 0 | 0 | 0 | 0 | 0 | 0.0 | 0 | 0 | | 0 | 0 | 25/03/2014 |
| Egypt | 1007 | 0 | 0 | 0 | 1007 | 0 | 3.0 | 0 | 0 | 92.5 | 0 | 0 | 284 | 0 | 0 | 80 | 204 | 0 | 2.9 | 3 | 0 | 88.0 | 0 | 0 | 10/04/2014 |
| Iran | 708 | 0 | 0 | 0 | 707 | 1 | 4.0 | 0 | 0 | 95.8 | 0 | 0 | 168 | 0 | 0 | 50 | 118 | 0 | 3.3 | 0 | 0 | 97.6 | 0 | 0 | 13/04/2014 |
| Iraq | 444 | 0 | 0 | 0 | 444 | 0 | 3.1 | 0 | 0 | 84.2 | 0 | 0 | 129 | 1 | 0 | 31 | 97 | 0 | 3.1 | 1 | 0 | 93.8 | 1 | 1 | 10/04/2014 |
| Jordan | 35 | 0 | 0 | 0 | 35 | 0 | 1.4 | 0 | 0 | 91.4 | 0 | 0 | 9 | 0 | 0 | 4 | 5 | 0 | 1.3 | 0 | 0 | 100.0 | 0 | 0 | 13/04/2014 |
| Kuwait | 39 | 0 | 0 | 0 | 39 | 0 | 5.1 | 0 | 0 | 94.9 | 0 | 0 | 5 | 0 | 0 | 1 | 4 | 0 | 2.1 | 0 | 0 | 100.0 | 0 | 0 | 13/04/2014 |
| Lebanon | 33 | 0 | 0 | 1 | 32 | 0 | 3.3 | 1 | 0 | 45.5 | 0 | 0 | 9 | 0 | 0 | 9 | 0 | 0 | 2.1 | 1 | 0 | 77.8 | 0 | 0 | 12/04/2014 |
| Libya | 58 | 0 | 0 | 0 | 58 | 0 | 2.8 | 0 | 0 | 93.1 | 0 | 0 | 15 | 0 | 0 | 3 | 12 | 0 | 2.6 | 0 | 0 | 100.0 | 0 | 0 | 12/04/2014 |
| Morocco | 106 | 0 | 0 | 0 | 106 | 0 | 1.0 | 0 | 0 | 73.6 | 0 | 0 | 30 | 0 | 0 | 16 | 14 | 0 | 1.0 | 4 | 0 | 76.7 | 0 | 0 | 07/04/2014 |
| Oman | 20 | 0 | 0 | 0 | 20 | 0 | 2.5 | 0 | 0 | 95.0 | 0 | 0 | 4 | 0 | 0 | 0 | 4 | 0 | 1.8 | 0 | 0 | 100.0 | 0 | 0 | 07/04/2014 |
| Pakistan | 4779 | 93 | 12 | 72 | 4554 | 48 | 6.0 | 72 | 7 | 89.1 | 93 | 0 | 1055 | 47 | 0 | 167 | 833 | 8 | 4.6 | 5 | 2 | 92.9 | 47 | 0 | 13/04/2014 |
| Palestine | 38 | 0 | 0 | 0 | 38 | 0 | 2.2 | 0 | 0 | 94.7 | 0 | 0 | 9 | 0 | 0 | 6 | 3 | 0 | 1.9 | 0 | 0 | 100.0 | 0 | 0 | 13/04/2014 |
| Qatar | 8 | 0 | 0 | 0 | 8 | 0 | 3.4 | 0 | 0 | 100.0 | 0 | 0 | 0 | 0 | 0 | 0 | 0 | 0 | 0.0 | 0 | 0 | | 0 | 0 | 06/04/2014 |
| Saudi Arabia | 220 | 0 | 0 | 0 | 220 | 0 | 2.4 | 0 | 0 | 96.4 | 0 | 0 | 53 | 0 | 0 | 40 | 13 | 0 | 2.0 | 0 | 0 | 98.1 | 0 | 0 | 13/04/2014 |
| Somalia | 546 | 194 | 13 | 3 | 335 | 1 | 6.4 | 3 | 0 | 86.8 | 194 | 0 | 120 | 0 | 0 | 52 | 68 | 0 | 7.7 | 1 | 0 | 96.7 | 0 | 0 | 11/04/2014 |
| Sudan | 410 | 0 | 0 | 0 | 409 | 1 | 2.6 | 0 | 0 | 97.6 | 0 | 0 | 94 | 0 | 0 | 18 | 76 | 0 | 2.0 | 0 | 0 | 98.9 | 0 | 0 | 13/04/2014 |
| South Sudan | 295 | 0 | 0 | 14 | 281 | 0 | 3.5 | 14 | 8 | 93.2 | 0 | 0 | South Sudan has now moved to African Region starting October 2013 | | | | | | | | | | | 14/01/2014 | |
| Syria | 179 | 33 | 12 | 1 | 133 | 0 | 1.7 | 1 | 0 | 67.6 | 33 | 0 | 69 | 1 | 0 | 15 | 53 | 0 | 3.2 | 0 | 0 | 94.2 | 1 | 0 | 09/04/2014 |
| Tunisia | 43 | 0 | 0 | 0 | 43 | 0 | 1.6 | 0 | 0 | 74.4 | 0 | 0 | 10 | 0 | 0 | 4 | 6 | 0 | 1.4 | 0 | 0 | 90.0 | 0 | 0 | 04/04/2014 |
| U.A.E | 31 | 0 | 0 | 0 | 31 | 0 | 3.1 | 0 | 0 | 100.0 | 0 | 0 | 5 | 0 | 0 | 4 | 1 | 0 | 1.8 | 0 | 0 | 100.0 | 0 | 0 | 13/04/2014 |
| Yemen | 614 | 0 | 0 | 0 | 613 | 1 | 5.1 | 0 | 0 | 91.4 | 0 | 0 | 183 | 0 | 0 | 53 | 130 | 0 | 5.4 | 1 | 0 | 91.3 | 0 | 0 | 13/04/2014 |
| EMR | 11529 | 334 | 41 | 93 | 11005 | 56 | 4.6 | 93 | 15 | 90.3 | 334 | 0 | 2872 | 53 | 0 | 709 | 2102 | 8 | 4.0 | 20 | 2 | 93.2 | 53 | 1 | |
| 2012 | 11120 | 95 | 15 | 0 | 10973 | 40 | 4.5 | 0 | 0 | 90.6 | 93 # | 3 # | | | | | | | | | | | | | |

* Confirmed polio cases refer to wild isolation from AFP cases or from contacts of negative index AFP cases

** Non-polio AFP per 100,000 children <15 years

*** Adequate here refers to two stool specimens collected at least 24 hours apart, within 14 days of paralysis onset

**** AFP cases co infected with P1 and P3 are counted separately as wild isolates

In 2012, 1 AFP case in Pakistan had co infection P1 & P3 from 2 contacts P1 & P3



World Health Organization – Regional Office for Eastern Mediterranean

AFP SURVEILLANCE

Week 15, ending 13 April 2014

14-Apr-14

Number 810

Table 4: Investigation of contacts of AFP cases with paralysis onset in 2014 up to Week (15/14) / Ending on : (13/04/2014)

| Country | No. of AFP cases | No. of eligible AFP cases for contact sampling* | % of eligible AFP cases with contact samplings | % of eligible AFP cases with 3+ contacts | Total number of Contacts** | % of contacts under 5 years | % of contacts with specimens collected within 7 days of notification of index | % Contact specimens in lab within 3 days of collection | % Contact specimens positive for NPEV | % Contact specimens positive for Sabin like virus | No. of contacts positive for wild virus | % of wild polio virus isolation from contacts | No. of Contacts positive for VDPVs | No. of -ve index AFP cases identified positive by contact | No. of district identified infected from contacts |
|-------------------------|--|---|--|--|----------------------------|-----------------------------|---|--|---------------------------------------|---|---|---|------------------------------------|---|---|
| Afghanistan | 617 | 39 | 94.9 | 94.9 | 291 | 96.6 | 64.3 | 31.6 | 18.6 | 6.8 | 0 | 0.0 | | 0 | 0 |
| Bahrain | 4 | 0 | | | 0 | | | | | | 0 | | | 0 | 0 |
| Djibouti | | | | | | | | | | | 0 | | | | |
| Egypt | 284 | 37 | 56.8 | 56.8 | 107 | 86.9 | 55.1 | 96.9 | 10.4 | 0.0 | 0 | 0.0 | | 0 | 0 |
| Iran | 168 | 4 | 100.0 | 75.0 | 17 | 82.4 | 82.4 | 76.5 | 5.9 | 35.3 | 0 | 0.0 | | 0 | 0 |
| Iraq | 129 | 8 | 62.5 | 62.5 | 44 | 61.4 | 0.0 | 85.7 | 17.9 | 0.0 | 1 | 3.6 | | 0 | 0 |
| Jordan | 9 | 0 | | | 0 | | | | | | 0 | | | 0 | 0 |
| Kuwait | 5 | 0 | | | 3 | 33.3 | 100.0 | 100.0 | 33.3 | 0.0 | 0 | 0.0 | | 0 | 0 |
| Lebanon | 9 | 2 | 50.0 | 50.0 | 6 | 0.0 | 100.0 | 0.0 | 33.3 | 0.0 | 0 | 0.0 | | 0 | 0 |
| Libya | 15 | 0 | | | 0 | | | | | | 0 | | | 0 | 0 |
| Morocco | 30 | 7 | 14.3 | 14.3 | 4 | 0.0 | 100.0 | | | | 0 | | | 0 | 0 |
| Oman | 4 | 0 | | | 0 | | | | | | 0 | | | 0 | 0 |
| Pakistan | 1055 | 75 | 78.7 | 73.3 | 237 | 88.2 | 55.7 | 69.8 | 17.8 | 9.4 | 3 | 1.5 | | 1 | 0 |
| Palestine | 9 | 0 | | | 0 | | | | | | 0 | | | 0 | 0 |
| Qatar | | | | | | | | | | | 0 | | | | |
| Saudi Arabia | 53 | 1 | 0.0 | 0.0 | 0 | | | | | | 0 | | | 0 | 0 |
| Somalia | 120 | 4 | 0.0 | 0.0 | 0 | | | | | | 0 | | | 0 | 0 |
| Sudan | 94 | 1 | 0.0 | 0.0 | 35 | 74.3 | 82.9 | 25.0 | 9.4 | 3.1 | 0 | 0.0 | | 0 | 0 |
| South Sudan | South Sudan has now moved to African Region starting October 2013 | | | | | | | | | | | | | | |
| Syria | 69 | 4 | 50.0 | 25.0 | 97 | 40.2 | 84.5 | 56.1 | 3.7 | 3.7 | 0 | 0.0 | | 0 | 0 |
| Tunisia | 10 | 1 | 0.0 | 0.0 | 3 | 0.0 | 33.3 | 33.3 | 0.0 | 0.0 | 0 | 0.0 | | 0 | 0 |
| U.A.E. | 5 | 0 | | | 0 | | | | | | 0 | | | 0 | 0 |
| Yemen | 183 | 16 | 43.8 | 43.8 | 525 | 55.0 | 85.1 | 12.9 | 9.2 | 2.2 | 0 | 0.0 | | 0 | 0 |
| Grand Total 2014 | 2872 | 199 | 68.8 | 65.8 | 1369 | 71.5 | 70.4 | 41.1 | 12.8 | 4.9 | 4 | 0.4 | | 1 | 0 |
| Grand Total 2013 | 11529 | 1137 | 77.6 | 72.3 | 7838 | 79.3 | 73.5 | 38.1 | 17.1 | 5.9 | 314 | 4.4 | 2 | 56 | 19 |

* Eligible refers to AFP cases with inadequate stool specimens

** Total number of contacts from eligible AFP cases and from other AFP cases as per with country criteria for contact sampling

Last wild contacts in EMRO, 01/01/2013- 13/04/2014

| Year | Country | Data | Date of Most Recent stool collection |
|-------------------|-------------|------------------------|--------------------------------------|
| | | Count of wild contacts | |
| 2013 | Syria | 3 | 04/02/2014 |
| | Afghanistan | 1 | 01/01/2014 |
| | Pakistan | 7 | 21/12/2013 |
| | Somalia | 303 | 25/10/2013 |
| 2013 Total | | 314 | 04/02/2014 |
| 2014 | Pakistan | 3 | 16/03/2014 |
| | IRQ | 1 | 26/02/2014 |
| 2014 Total | | 4 | 16/03/2014 |

Number and distribution by district of -ve index AFP cases identified as wild positive by contact in EMR, 2014

| COUNTRY | PROVINCE | DISTRICT | Count | First case | Last case |
|--------------------|-----------------|----------|----------|-------------------|-------------------|
| PAK | KHYBER PAKHTOON | BANNU | 1 | 03/03/2014 | 03/03/2014 |
| PAK Total | | | 1 | 03/03/2014 | 03/03/2014 |
| Grand Total | | | 1 | 03/03/2014 | 03/03/2014 |



Table 5: Laboratory investigation of AFP cases with paralysis onset in 2014 up to Week (15/14) / Ending on : (13/04/2014)

| Country | Polio laboratories | AFP cases with specimens | Preliminary virus isolation results of AFP cases | | | | | | Poliovirus intratypic differentiation results # | | | | | | | | | | Indicators | | | | Latest report Date | | | | | | | | | | |
|---|--------------------|--------------------------|--|-----------|-----------|----------|---------------------|------------------------|---|-------|------|--------|-------|------|--------|-------|------|-----------------------------|-------------|--------|-------------|-------------------------------|--------------------|---|--|--|-----|------|------|------|------------|------------|------------|
| | | | Referred for ITD | | NPEV only | Negative | Pending | | Type 1 | | | Type 2 | | | Type 3 | | | Discordant pending sequence | NPEV by PCR | Non-EV | Pending ITD | % specimens positive for NPEV | | % AFP cases with culture results within 14 days | % AFP cases with ITD results within 7 days | % AFP cases with ITD results within 45 days of onset** | | | | | | | |
| | | | L20B+ | L20B+NPEV | | | received <= 14 days | received > 14 days ago | Wild | Sabin | VDPV | Wild | Sabin | VDPV | Wild | Sabin | VDPV | | | | | | | | | | | | | | | | |
| Afghanistan | RRL Pakistan | 591 | 33 | 3 | 69 | 410 | 76 | | 4 | 19 | | | | 5 | | | 14 | | | | | | | | | | 13% | 100% | 97% | 99% | 12/04/2014 | | |
| Bahrain | PNL Oman | 4 | | | | 2 | 2 | | | | | | | | | | | | | | | | | | | | | 50% | 100% | | 100% | 13/04/2014 | |
| Djibouti | NPL Kenya | | | | | | | | | | | | | | | | | | | | | | | | | | | | | | | 25/03/2014 | |
| Egypt*** | RRL Egypt | 263 | 11 | 2 | 18 | 194 | 22 | 16 | | 5 | | | | 4 | | | 4 | | | | 2 | 1 | | | | | | 7% | 100% | 92% | 100% | 13/04/2014 | |
| Iran | NPL Iran | 171 | 3 | | 3 | 150 | 15 | | | | | | | 1 | | | 1 | | | | | | 1 | | | | | 2% | 100% | 100% | 99% | 12/04/2014 | |
| Iraq | RRL Egypt | 128 | 7 | | 19 | 82 | 18 | 2 | 1 | 3 | | | | 2 | | | 1 | | | | | | | | | | | 19% | 100% | 100% | 100% | 12/04/2014 | |
| Jordan | RRL Tunisia | 9 | | | 1 | 6 | 2 | | | | | | | | | | | | | | | | | | | | | 12% | 100% | | | 13/04/2014 | |
| Kuwait | RRL Kuwait | 4 | | | | 4 | | | | | | | | | | | | | | | | | | | | | | 7% | 100% | | 100% | 30/03/2014 | |
| Lebanon | RRL Egypt | 8 | | | | 6 | 1 | 1 | | | | | | | | | | | | | | | | | | | | 11% | 100% | | 100% | 13/04/2014 | |
| Libya | RRL Tunisia | 15 | | | 1 | 11 | 3 | | | | | | | | | | | | | | | | | | | | | 8% | 100% | | 100% | 08/04/2014 | |
| Morocco | RRL Tunisia | 28 | 2 | | | 24 | 2 | | | 2 | | | | 2 | | | 2 | | | | | | | | | | | 0% | 100% | 50% | 96% | 11/04/2014 | |
| Oman | NPL Oman | 4 | | | | 4 | | | | | | | | | | | | | | | | | | | | | | 0% | 100% | | 100% | 13/04/2014 | |
| Pakistan | RRL Pakistan | 1153 | 132 | 13 | 133 | 716 | 158 | 1 | 46 | 43 | | | | 20 | 8 | | 49 | | | | | | | | | | | 13% | 100% | 99% | 98% | 12/04/2014 | |
| Palestine & UNRWA | | 9 | | | 2 | 6 | 1 | | | | | | | | | | | | | | | | | | | | | 25% | 0% | | 100% | 13/04/2014 | |
| Qatar | NPL Oman | | | | | | | | | | | | | | | | | | | | | | | | | | | | | | | 13/04/2014 | |
| Saudi Arabia | NPL Oman | 58 | | | | 47 | 11 | | | | | | | | | | | | | | | | | | | | | 0% | 100% | | 100% | 14/04/2014 | |
| Somalia | NPL Kenya | 120 | 14 | | 3 | 57 | 4 | 45 | | 9 | | | | | | 10 | | | | | | | | | | | | 4% | 8% | | 92% | 11/04/2014 | |
| Sudan | RRL Egypt | 95 | 2 | | 10 | 51 | 20 | 12 | | | | | | 3 | | | | | | | | | | | | | | 15% | 98% | 100% | 100% | 13/04/2014 | |
| South Sudan | NPL Kenya | | | | | | | | | | | | | | | | | | | | | | | | | | | | | | | 14/01/2014 | |
| South Sudan has moved to AFRO Region starting October 2013 | | | | | | | | | | | | | | | | | | | | | | | | | | | | | | | | | |
| Syria | RRL Egypt | 10 | 2 | | | 3 | | 5 | 1 | 2 | | | | 5 | | | 7 | | | 7 | | | | | | | | 0% | 100% | 100% | 73% | 05/02/2014 | |
| Tunisia | RRL Tunisia | 13 | | | 1 | 10 | 2 | | | | | | | | | | | | | | | | | | | | | | 5% | 100% | | 100% | 08/04/2014 |
| U.A.E | NPL Oman | 4 | | | | 1 | 3 | | | | | | | | | | | | | | | | | | | | | | 0% | 100% | | 100% | 13/04/2014 |
| Yemen | RRL Egypt | 147 | 7 | 1 | 15 | 111 | 13 | | | 4 | | | | 3 | | | 4 | | | | | | | | | | | | 9% | 100% | 100% | 100% | 13/04/2014 |
| Total EMR 2014 | | 2834 | 213 | 19 | 277 | 1895 | 351 | 82 | 52 | 87 | | | | 45 | 8 | | 92 | | | 7 | 2 | 1 | 1 | | | | | 11% | 97% | 98% | 98% | | |
| Total EMR 2013 | | 11354 | 826 | 56 | 1808 | 8615 | | 47 | 271 | 286 | | | | 145 | 56 | | 275 | 1 | | 3 | 16 | 12 | | | | | | 15% | 92% | 98% | 96% | | |

* Specimens from all sources including non-AFP cases, excluding environmental samples

** This indicator reflects surveillance and laboratory activities

*** Environmental surveillance initiated in Egypt in September 2000 showed the following:

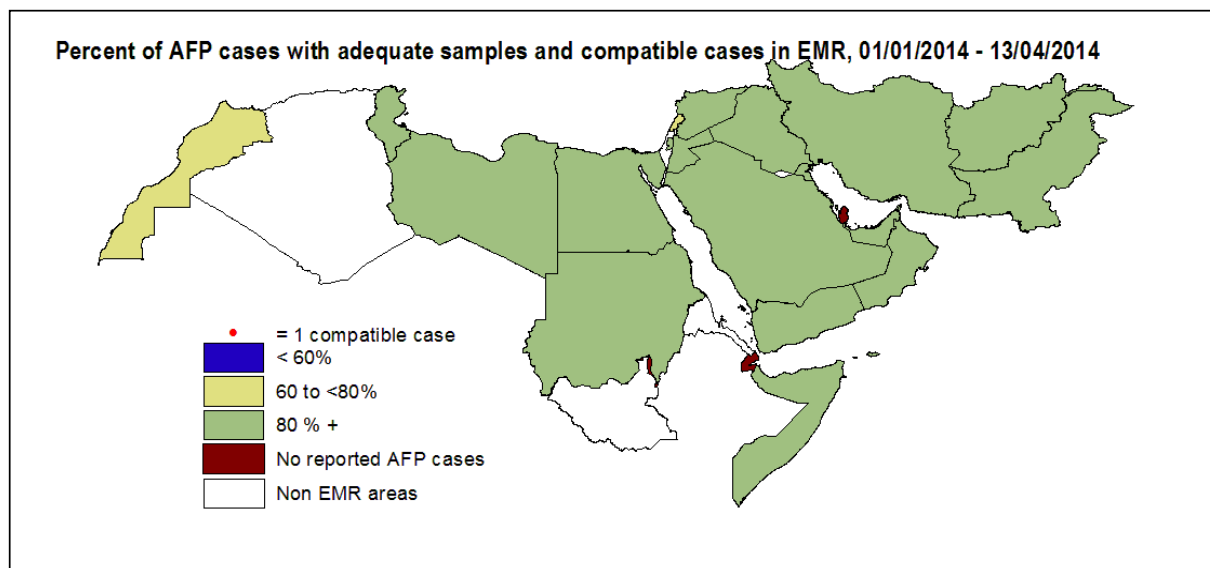
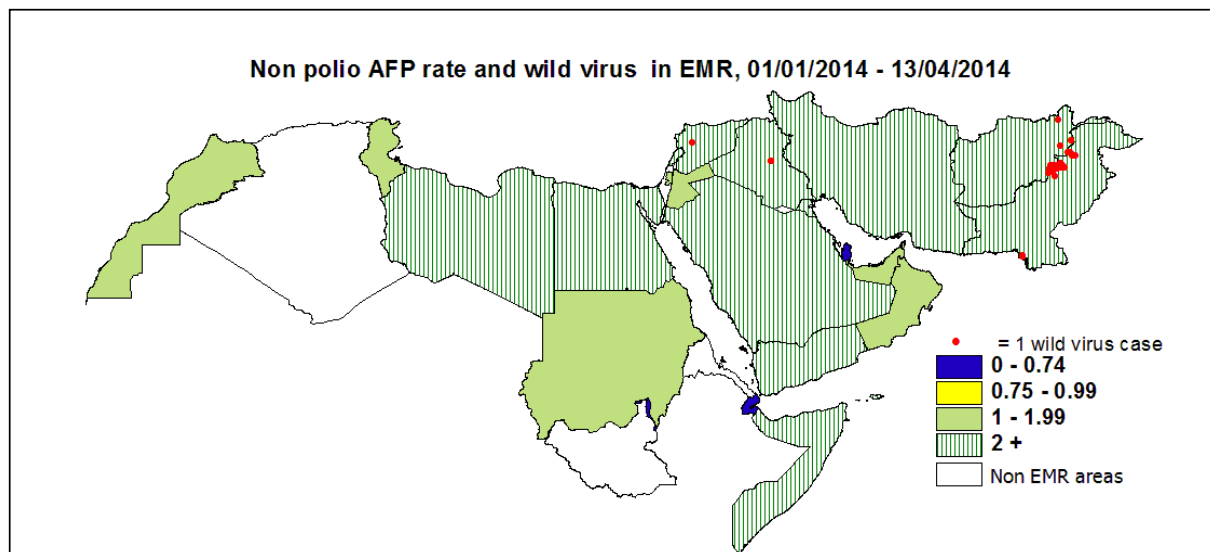
| Result | 2010 | 2011 | 2012 | 2013 | 2014 | YEAR | Province | Site | Count | First date | Last Date |
|----------|------|------|------|------|------|------|----------|--------------|--------------|--------------|------------|
| Negative | 416 | 448 | 401 | 417 | 59 | | | | | | |
| Pending | | | | 52 | 57 | | | | | | |
| Wild | | | 2 | | | 2013 | VDPVP2 | CAIRO | AL HAGGANA 2 | 1 08/01/2013 | 08/01/2013 |
| VDPVP2 | | | 7 | 3 | | | | FAYOUM | FAYOUM CITY | 1 14/04/2013 | 14/04/2013 |
| VDPVP1 | | | 1 | | | | | MINYA | AQRQAS | 1 04/03/2013 | 04/03/2013 |
| Total | 416 | 448 | 411 | 472 | 116 | | | VDPVP2 Total | | 3 08/01/2013 | 14/04/2013 |

| Environmental Surveillance in Palestine 2013-2014 | | | | | |
|---|---------|-------------------------|-------|------------|-----------|
| Year | Result | Site | Count | First Date | Last Date |
| 2013 | Wild P1 | Gaza Rafah - Tel Sultan | 4 | 18/08/13 | 17/11/13 |
| | | West Bank - Tulkarem | 1 | 30/06/13 | 30/06/13 |
| | | West Bank - Hebron | 1 | 01/09/13 | 01/09/13 |
| | | West Bank - Salfit | 1 | 01/09/13 | 01/09/13 |
| 2014 | Wild P1 | Gaza Rafah -Sheik Ajlun | 1 | 05/01/14 | 05/01/14 |

****Environmental surveillance initiated in Pakistan in August 2009 showed the following:

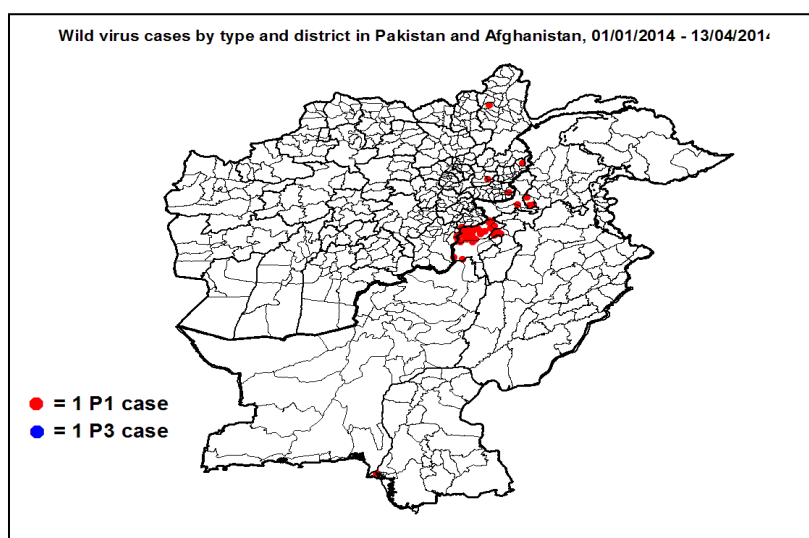
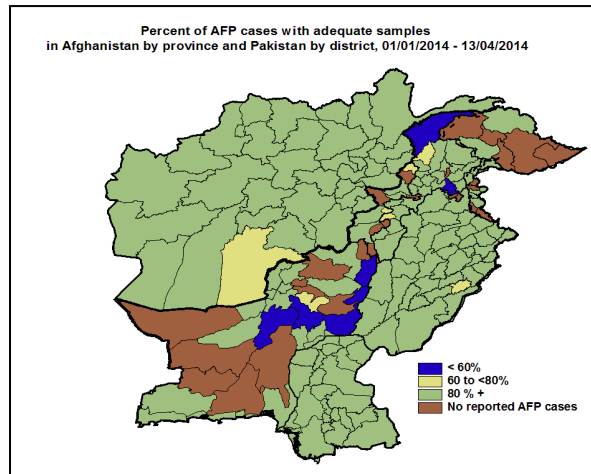
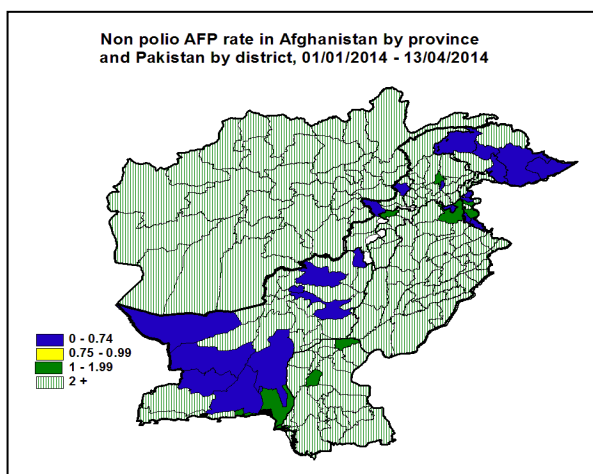
| Status | 2009 | 2010 | 2011 | 2012 | 2013 | 2014 |
|-------------|------|------|------|------|------|------|
| Negative | 27 | 77 | 68 | 150 | 265 | 72 |
| pending | | | | | | 22 |
| Wild | 18 | 79 | 136 | 89 | 66 | 16 |
| Grand Total | 45 | 156 | 204 | 239 | 331 | 110 |

| Year | SITEDIST | SITENAME | Count | Wild | First date | Last date |
|------------|--------------------------|----------------------|-------|------------|------------|------------|
| 2014 | KHI.BALDIA TOWN | SAJJAN GOTH | 1 | 1 | 27/01/2014 | 27/01/2014 |
| | KHI.GADAP TOWN | BALDIA COMPOSITE | 2 | 0 | 08/01/2014 | 07/03/2014 |
| | | COMPOSITE SAMPLE | 2 | 10/01/2014 | 11/02/2014 | |
| | | SOHRAB GOTH | 1 | 22/01/2014 | 22/01/2014 | |
| | KHI.GULSHAN-E-IQBAL TOWN | CHAKORA NULLA | 2 | 04/02/2014 | 06/03/2014 | |
| | | RASHID MINHAS RD LAY | 2 | 17/01/2014 | 19/02/2014 | |
| | PESHAWAR | LARA MA | 2 | 25/01/2014 | 12/03/2014 | |
| | | SHAHEEN TOWN | 3 | 10/01/2014 | 12/03/2014 | |
| | RAWALPINDI | SAFDAR ABAD | 1 | 28/01/2014 | 28/01/2014 | |
| 2014 Total | | | 16 | 08/01/2014 | 12/03/2014 | |



Wild polio cases by country and date of onset of paralysis in EMR, 2013-2014

| Year | COUNTRY | P1 | | | Total Count | First Case | Last Case |
|-------------------|---------|------------|-------------------|-------------------|-------------|-------------------|-------------------|
| | | Count | First Case | Last Case | | | |
| 2013 | AFG | 14 | 31/01/2013 | 20/12/2013 | 14 | 31/01/2013 | 20/12/2013 |
| | PAK | 93 | 14/01/2013 | 31/12/2013 | 93 | 14/01/2013 | 31/12/2013 |
| | SOM | 194 | 17/04/2013 | 20/12/2013 | 194 | 17/04/2013 | 20/12/2013 |
| | SYR | 33 | 14/07/2013 | 28/12/2013 | 33 | 14/07/2013 | 28/12/2013 |
| 2013 Total | | 334 | 14/01/2013 | 31/12/2013 | 334 | 14/01/2013 | 31/12/2013 |
| 2014 | AFG | 4 | 14/01/2014 | 25/02/2014 | 4 | 14/01/2014 | 25/02/2014 |
| | IRQ | 1 | 10/02/2014 | 10/02/2014 | 1 | 10/02/2014 | 10/02/2014 |
| | PAK | 47 | 03/01/2014 | 30/03/2014 | 47 | 03/01/2014 | 30/03/2014 |
| | SYR | 1 | 21/01/2014 | 21/01/2014 | 1 | 21/01/2014 | 21/01/2014 |
| 2014 Total | | 53 | 03/01/2014 | 30/03/2014 | 53 | 03/01/2014 | 30/03/2014 |



Wild Polio cases by district and date of onset of paralysis, Afghanistan 2014

| PROVINCE | DISTRICT | Count | First case | Last case |
|-------------|--------------|-------|------------|------------|
| NANGARHAR | MUHMAND DARA | 1 | 22/02/2014 | 22/02/2014 |
| KUNAR | GHAZIABAD | 1 | 31/01/2014 | 31/01/2014 |
| BADAKHSHAN | ARGO | 1 | 15/01/2014 | 15/01/2014 |
| LAGHMAN | ALINGAR | 1 | 14/01/2014 | 14/01/2014 |
| Grand Total | | 4 | 14/01/2014 | 22/02/2014 |

Wild Polio cases by district and date of onset of paralysis, Pakistan 2014

| PROVINCE | DISTRICT | Count | First case | Last case |
|-----------------|-----------|-------|------------|------------|
| SINDH | KHIORANGI | 1 | 30/03/2014 | 30/03/2014 |
| | KHIBALDIA | 1 | 10/02/2014 | 10/02/2014 |
| FATA | WAZIR-S | 3 | 12/02/2014 | 22/03/2014 |
| | WAZIR-N | 33 | 03/01/2014 | 20/03/2014 |
| | FR BANNU | 1 | 14/02/2014 | 14/02/2014 |
| | KHYBER | 1 | 12/01/2014 | 12/01/2014 |
| KHYBER PAKHTOON | BANNU | 4 | 26/01/2014 | 07/03/2014 |
| | PESHAWAR | 3 | 31/01/2014 | 24/02/2014 |
| Grand Total | | 47 | 03/01/2014 | 30/03/2014 |



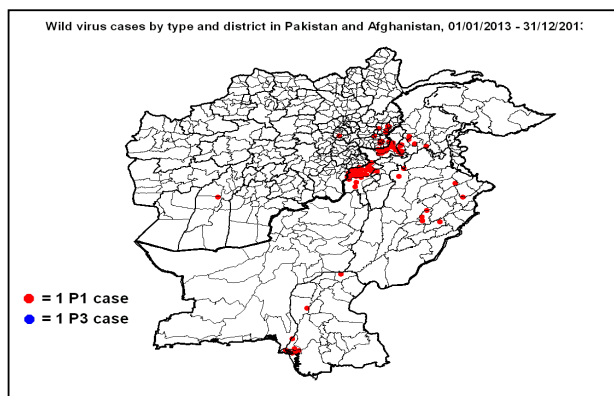
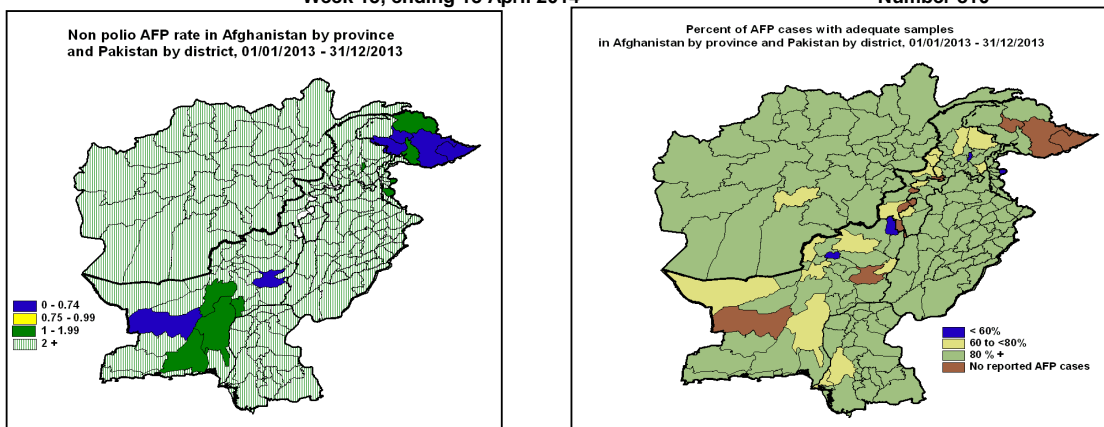
World Health Organization – Regional Office for Eastern Mediterranean

AFP SURVEILLANCE

Week 15, ending 13 April 2014

14-Apr-14

Number 810

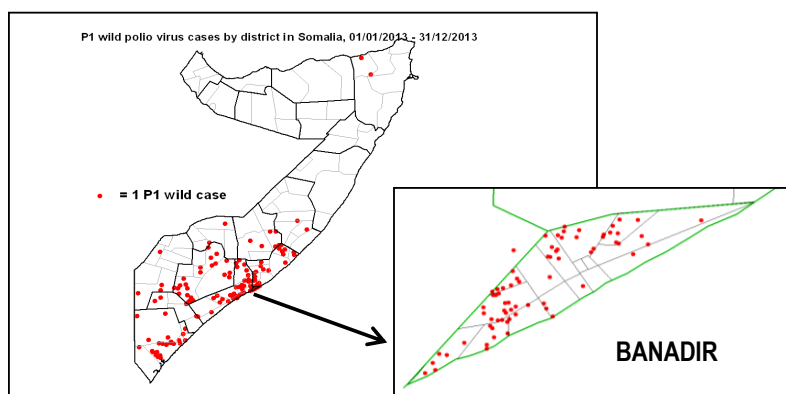
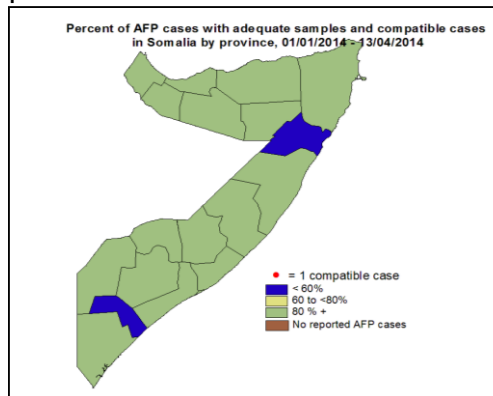
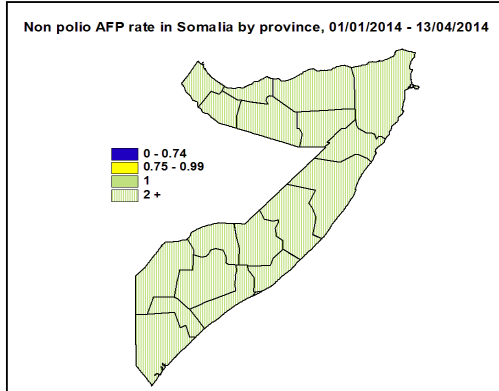


Wild Polio cases by district and date of onset of paralysis, Afghanistan 2013

| PROVINCE | DISTRICT | P1 | | |
|--------------------|-----------|-----------|-------------------|-------------------|
| | | Count | First case | Last case |
| KUNAR | WATAPUR | 4 | 23/07/2013 | 20/12/2013 |
| | CHAPADARA | 1 | 27/09/2013 | 27/09/2013 |
| | NARANG | 1 | 19/09/2013 | 19/09/2013 |
| | KHASKUNAR | 1 | 28/03/2013 | 28/03/2013 |
| HILMAND | NAD-E-ALI | 1 | 11/12/2013 | 11/12/2013 |
| KABUL | KABUL | 1 | 24/11/2013 | 24/11/2013 |
| NANGARHAR | BATIKOT | 2 | 08/08/2013 | 12/11/2013 |
| | BEHSUD | 1 | 11/11/2013 | 11/11/2013 |
| | SHINWAR | 1 | 06/06/2013 | 06/06/2013 |
| | LALPUR | 1 | 31/01/2013 | 31/01/2013 |
| Grand Total | | 14 | 31/01/2013 | 20/12/2013 |

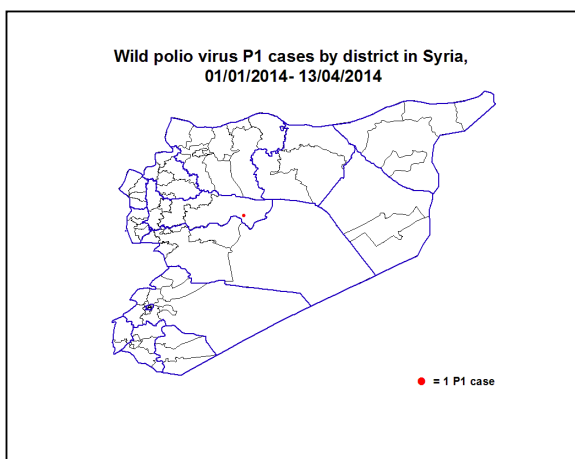

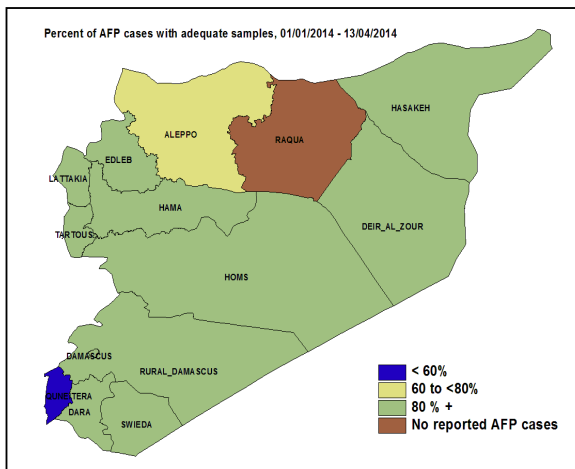
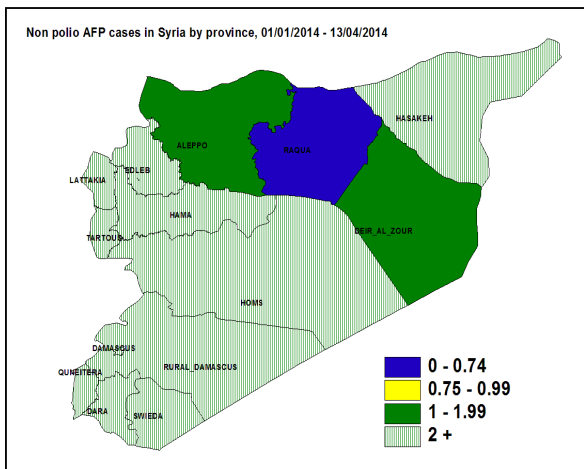
Wild Polio cases by district and date of onset of paralysis, Pakistan 2013

| PROVINCE | DISTRICT | Count | First case | Last case |
|--------------------|-------------|-----------|-------------------|-------------------|
| KHYBER PAKHTOON | PESHAWAR | 5 | 30/06/2013 | 31/12/2013 |
| | SWABI | 1 | 10/09/2013 | 10/09/2013 |
| | KOHAT | 1 | 19/08/2013 | 19/08/2013 |
| | MARDAN | 2 | 12/02/2013 | 22/04/2013 |
| | MALAKAND | 1 | 08/02/2013 | 08/02/2013 |
| | BANNU | 1 | 26/01/2013 | 26/01/2013 |
| SINDH | KHILANDHI | 1 | 31/12/2013 | 31/12/2013 |
| | KHIGIQBAL | 1 | 11/12/2013 | 11/12/2013 |
| | KHIBALDIA | 2 | 09/11/2013 | 10/12/2013 |
| | KHIBINQASIM | 2 | 14/01/2013 | 18/10/2013 |
| | KASHMORE | 1 | 03/10/2013 | 03/10/2013 |
| | KHIGADAP | 2 | 09/07/2013 | 19/09/2013 |
| | DADU | 1 | 22/03/2013 | 22/03/2013 |
| FATA | KHYBER | 20 | 24/04/2013 | 28/12/2013 |
| | WAZIR-N | 35 | 24/05/2013 | 26/12/2013 |
| | WAZIR-S | 2 | 04/12/2013 | 16/12/2013 |
| | FR BANNU | 7 | 03/05/2013 | 04/11/2013 |
| | FR DIKHAN | 1 | 26/08/2013 | 26/08/2013 |
| PUNJAB | TTSINGH | 3 | 09/10/2013 | 12/12/2013 |
| | SAHIWAL | 1 | 21/10/2013 | 21/10/2013 |
| | SHEIKUPURA | 1 | 26/09/2013 | 26/09/2013 |
| | MBDIN | 1 | 26/05/2013 | 26/05/2013 |
| | MIANWALI | 1 | 07/02/2013 | 07/02/2013 |
| Grand Total | | 93 | 14/01/2013 | 31/12/2013 |



Wild Polio cases by district and date of onset of paralysis, Somalia 2013 - 2014

| PROVINCE | DISTRICT | Count | First case | Last case |
|-------------------|--------------------|-------|------------|-------------------|
| ☐ BARI | BOSSASO | 2 | 21/11/2013 | 20/12/2013 |
| ☐ GEDO | BARDERA | 3 | 28/08/2013 | 26/11/2013 |
| | BELET HAWA | 1 | 28/06/2013 | 28/06/2013 |
| | KURTUNWAAREY | 4 | 03/06/2013 | 09/10/2013 |
| ☐ LOWER SHABELLE | MARKA | 11 | 30/05/2013 | 30/09/2013 |
| | WANLEWEYNE | 6 | 08/06/2013 | 18/07/2013 |
| | QORYOLEY | 2 | 23/05/2013 | 08/07/2013 |
| | AFGOI | 10 | 12/05/2013 | 20/06/2013 |
| | AWDHEEGLE | 1 | 11/06/2013 | 11/06/2013 |
| | BRAVA | 1 | 17/05/2013 | 17/05/2013 |
| | AFMADOW / HAGAR | 4 | 14/07/2013 | 01/10/2013 |
| ☐ LOWER JUBA | KISMAYO | 13 | 17/05/2013 | 02/09/2013 |
| | BADADE | 1 | 04/08/2013 | 04/08/2013 |
| | JAMAAME EAST | 2 | 26/05/2013 | 24/07/2013 |
| | JAMAAME WEST | 2 | 29/06/2013 | 05/07/2013 |
| | JILIB WEST | 1 | 28/06/2013 | 28/06/2013 |
| ☐ HIRAN | MAHAS | 5 | 12/06/2013 | 29/09/2013 |
| | BULO BURTI | 2 | 19/07/2013 | 02/08/2013 |
| ☐ BAKOOL | WAJID | 1 | 24/09/2013 | 24/09/2013 |
| | EL BARDE | 1 | 12/06/2013 | 12/06/2013 |
| ☐ BAY | BAIDOA | 7 | 10/06/2013 | 19/09/2013 |
| | DINSOR | 12 | 06/06/2013 | 18/08/2013 |
| | BURHAKABA | 4 | 26/04/2013 | 08/08/2013 |
| ☐ MIDDLE JUBA | BUAALE | 1 | 25/08/2013 | 25/08/2013 |
| | SALAGLE | 2 | 07/07/2013 | 10/08/2013 |
| | JILIB EAST | 2 | 29/05/2013 | 02/08/2013 |
| ☐ MIDDLE SHABELLE | JOWHAR | 4 | 08/06/2013 | 14/08/2013 |
| | RUNINGOD | 2 | 23/07/2013 | 08/08/2013 |
| | BALAD | 6 | 13/06/2013 | 07/08/2013 |
| | ADEN YABAL | 5 | 24/05/2013 | 22/07/2013 |
| | ADALE | 1 | 09/07/2013 | 09/07/2013 |
| | MAHADAY | 1 | 14/06/2013 | 14/06/2013 |
| ☐ GALGADUD | GALHARERI | 1 | 30/07/2013 | 30/07/2013 |
| | EL BUR | 1 | 14/07/2013 | 14/07/2013 |
| ☐ BANADIR | DHARKENLEY | 6 | 04/05/2013 | 19/07/2013 |
| | HODAN | 13 | 17/04/2013 | 14/07/2013 |
| | HELIWA | 9 | 05/05/2013 | 14/07/2013 |
| | DAYNILE | 7 | 09/05/2013 | 11/07/2013 |
| | YAQSHID | 9 | 21/05/2013 | 11/07/2013 |
| | WARDIGLEY | 8 | 13/05/2013 | 30/06/2013 |
| | WABERI | 3 | 20/05/2013 | 25/06/2013 |
| | KARAN | 3 | 26/05/2013 | 09/06/2013 |
| | HAMAR JABJAB | 3 | 18/04/2013 | 08/06/2013 |
| | MEDINA | 8 | 12/05/2013 | 04/06/2013 |
| | HAWALWADAG | 1 | 29/05/2013 | 29/05/2013 |
| | HAMARWEYNE | 1 | 21/05/2013 | 21/05/2013 |
| | ABDULAZIZ | 1 | 19/05/2013 | 19/05/2013 |
| | Grand Total | | 194 | 17/04/2013 |



Wild Polio cases by district and date of onset of paralysis, Syria 2013 - 2014

| ONSETYR | PROVINCE | DISTRICT | Count | First case | Last case |
|------------|--------------|-------------|------------|------------|------------|
| 2013 | ALEPPO | DEIR HAFER | 2 | 19/11/2013 | 28/12/2013 |
| | | ALEPPOCITY | 1 | 10/11/2013 | 10/11/2013 |
| | | ATAREB | 1 | 08/11/2013 | 08/11/2013 |
| | | FARDOUS | 1 | 14/07/2013 | 14/07/2013 |
| | EDLEB | MARA | 1 | 17/12/2013 | 17/12/2013 |
| | | ARIHA | 1 | 10/11/2013 | 10/11/2013 |
| | | ADLEB | 1 | 09/11/2013 | 09/11/2013 |
| | HASAKEH | HASAKEH | 1 | 14/12/2013 | 14/12/2013 |
| | | RAS,AL,IEN | 1 | 28/11/2013 | 28/11/2013 |
| | DEIR_AL_ZOUR | DIER,ALZOUR | 4 | 28/09/2013 | 14/11/2013 |
| MAYADEEN | | 19 | 10/09/2013 | 11/11/2013 | |
| 2013 Total | | | 33 | 14/07/2013 | 28/12/2013 |
| 2014 | HAMA | SALAMEYEH | 1 | 21/01/2014 | 21/01/2014 |
| 2014 Total | | | 1 | 21/01/2014 | 21/01/2014 |

Total wild P1 cases for Syria in 2013 is 33 cases
Table (5) in Polio Fax reflecting lab data is only showing 26 wild cases
as other 7 wild cases were cross notified and not processed in National Polio Lab of Syria



**Circulating VDPV cases and date of onset of paralysis in EMR countries by districts
2013-2014**

| Year | COUNTRY | PROVINCE | DISTRICT | cVDP2 | | | cVDP3 | | |
|------------|-----------|----------------|-------------|------------|------------|------------|------------|------------|------------|
| | | | | Count | First Case | Last Case | Count | First Case | Last Case |
| 2013 | AFG | KANDAHAR | SHAHWALIKOT | 1 | 13/03/2013 | 13/03/2013 | | | |
| | | HILMAND | NAD-E-ALI | 2 | 22/01/2013 | 20/02/2013 | | | |
| | AFG Total | | | 3 | 22/01/2013 | 13/03/2013 | | | |
| | PAK | FATA | WAZIR-N | 41 | 10/04/2013 | 30/12/2013 | | | |
| | | | MOHMAND | 1 | 13/07/2013 | 13/07/2013 | | | |
| | | SINDH | KHIGADAP | 4 | 21/02/2013 | 03/07/2013 | | | |
| | | BALOCHISTAN | MASTUNG | 1 | 27/06/2013 | 27/06/2013 | | | |
| | JAFARABAD | | 1 | 11/01/2013 | 11/01/2013 | | | | |
| | PAK Total | | | 48 | 11/01/2013 | 30/12/2013 | | | |
| | SOM | LOWER SHABELLE | AFGOI | 1 | 09/01/2013 | 09/01/2013 | | | |
| SOM Total | | | 1 | 09/01/2013 | 09/01/2013 | | | | |
| YEM | SAADAH | SAHAR | | | | 1 | 12/07/2013 | 12/07/2013 | |
| YEM Total | | | | | | 1 | 12/07/2013 | 12/07/2013 | |
| 2013 Total | | | | 52 | 09/01/2013 | 30/12/2013 | 1 | 12/07/2013 | 12/07/2013 |
| 2014 | PAK | FATA | WAZIR-N | 5 | 03/01/2014 | 08/03/2014 | | | |
| | | | FR BANNU | 3 | 24/01/2014 | 21/02/2014 | | | |
| | PAK Total | | | 8 | 03/01/2014 | 08/03/2014 | | | |
| 2014 Total | | | | 8 | 03/01/2014 | 08/03/2014 | | | |

In 2013, 1 AFP case in Somalia was identified as VDPV by contact