



AFP SURVEILLANCE

12-Jan-14

Week 02, ending 12 January 2014

Number 797

Table 1: Acute Flaccid Paralysis (AFP) cases by week of onset

Country	Reported AFP cases by week of onset - Week (02/14) / Ending on : 12/01/14)														
	Total AFP 2012	Total AFP 2013	Total AFP to date, 2014	W 43 27 Oct 13	W 44 03 Nov 13	W 45 10 Nov 13	W 46 17 Nov 13	W 47 24 Nov 13	W 48 01 Dec 13	W 49 08 Dec 13	W 50 15 Dec 13	W 51 22 Dec 13	W 52 29 Dec 13	W 01 05 Jan 14	W 02 12 Jan 14
Afghanistan	1829	1886	11	40	28	28	36	34	36	32	27	35	24	13	
Bahrain	19	11	0	1	1	0	0	1	1	0	0	1	0	0	
Djibouti	6	7	0	0	1	0	0	0	0	0	0	0	0		
Egypt	1022	1007	20	17	15	20	28	29	19	26	24	12	18	17	6
Iran	689	705	0	17	11	13	18	12	14	32	14	12	12	0	
Iraq	467	444	4	8	9	10	10	17	13	11	9	6	8	5	
Jordan ****	34	34	0	1	1	3	1	4	0	1	1	0	0	0	
Kuwait	36	38	0	2	2	3	2	1	1	0	0	0	1	0	
Lebanon ****	24	33	0	1	1	3	1	0	1	1	0	1	0		
Libya	42	57	1	3	1	1	3	0	1	0	2	1	0	1	
Morocco	81	106	1	0	1	3	2	3	1	2	5	2	0	1	
Oman	31	19	0	0	0	0	0	1	0	0	0	0			
Pakistan	5036	4662	4	106	87	90	94	91	82	77	74	48	60	9	0
Palestine ****	21	38	0	0	0	0	1	1	1	0	0	2	0	1	
Qatar	13	8	0	0	0	0	0	0	0	0	0	0	0	0	
Saudi Arabia	227	213	0	4	4	5	4	4	6	4	6	0	0	0	
Somalia	148	533	0	8	5	7	7	6	5	10	5	3	1	0	
Sudan	384	398	0	8	5	8	9	8	12	5	2	7	1	0	
South Sudan	326	295	0	1	0	0	0								
Syria ****	109	157	0	6	5	10	13	0	8	4	7	2	2	0	
Tunisia	61	41	0	2	2	0	2	2	3	0	0	0	0		
U.A.E	40	31	0	0	1	1	0	1	0	0	0	0	0	0	
Yemen	475	606	2	16	13	9	7	9	10	10	19	13	15	2	
<b>Total EMR</b>	<b>11120</b>	<b>11329</b>	<b>43</b>	<b>241</b>	<b>193</b>	<b>214</b>	<b>238</b>	<b>224</b>	<b>214</b>	<b>215</b>	<b>195</b>	<b>145</b>	<b>142</b>	<b>49</b>	<b>6</b>

No data = No report received

Table 2: Confirmed polio cases by month of onset

Country	Total year 2012	Total year 2013	12/01		Confirmed polio cases by month of onset											
			2013	2014	February 2013	March 2013	April 2013	May 2013	June 2013	July 2013	August 2013	September 2013	October 2013	November 2013	December 2013	January 2014
Afghanistan	37	13	0	0	0	1	0	0	1	1	2	3	0	2	2	
Bahrain	0	0	0	0	0	0	0	0	0	0	0	0	0	0		
Djibouti	0	0	0	0	0	0	0	0	0	0	0		0			
Egypt	0	0	0	0	0	0	0	0	0	0	0	0	0			
Iran	0	0	0	0	0	0	0	0	0	0	0	0	0			
Iraq	0	0	0	0	0	0	0	0	0	0	0	0	0			
Jordan ****	0	0	0	0	0	0	0	0	0	0	0	0	0			
Kuwait	0	0	0	0	0	0	0	0	0	0	0	0	0			
Lebanon ****	0	0	0	0	0	0	0	0	0	0	0	0	0			
Libya	0	0	0	0	0	0	0	0	0	0	0	0	0			
Morocco	0	0	0	0	0	0	0	0	0	0		0	0			
Oman	0	0	0	0	0	0	0	0	0	0	0	0	0			
Pakistan	58	91	0	0	3	1	2	9	4	4	8	19	14	10	15	
Palestine ****	0	0	0	0	0	0	0									
Qatar	0	0	0	0	0	0	0	0	0	0	0	0	0	0	0	
Saudi Arabia	0	0	0	0	0	0	0	0	0	0	0	0				
Somalia	0	185	0	0	0	0	4	41	67	45	17	7	2	2		
Sudan	0	0	0	0	0	0	0	0	0	0	0	0	0			
South Sudan	0	0	0	0	0	0	0									
Syria ****	0	17	0	0	0	0	0	0	0	1	0	6	10			
Tunisia	0	0	0	0	0	0	0	0	0	0	0	0			0	
U.A.E	0	0	0	0	0	0	0	0	0	0	0	0	0	0	0	
Yemen	0	0	0	0	0	0	0	0	0	0	0	0	0			
<b>Total EMR</b>	<b>95</b>	<b>306</b>	<b>0</b>	<b>0</b>	<b>3</b>	<b>2</b>	<b>6</b>	<b>50</b>	<b>72</b>	<b>51</b>	<b>27</b>	<b>35</b>	<b>26</b>	<b>14</b>	<b>17</b>	<b>0</b>

\*\*\*\* UNRWA cases are included with those of country of residence



## World Health Organization – Regional Office for Eastern Mediterranean

## AFP SURVEILLANCE

12-Jan-14

Week 02, ending 12 January 2014

Number 797

Table 3: Investigation of AFP cases with paralysis onset in 2013 &amp; 2014 up to Week (02/14) / Ending on : (12/01/2014)

COUNTRY	2013											2014											Latest line List Date		
	AFP									Specimen	Wild cases ****		AFP									Specimen		Wild cases ****	
	Total AFP cases onset 2013	Case classification					Non polio AFP rate **	AFP cases pending classification > 90 days from onset of paralysis	AFP cases pending classification and lab > 90 days from onset of paralysis	% with *** adequate specimens	Wild P1 Poliovirus	Wild P3 Poliovirus	Total AFP cases onset 2014	Case classification					Annualized Non polio AFP rate **	AFP cases pending classification > 90 days from onset of paralysis	AFP cases pending classification and lab > 90 days from onset of paralysis	% with *** adequate specimens		Wild P1 Poliovirus	Wild P3 Poliovirus
		Total Confirmed Polio Cases *	Polio Compatible	Pending Classification	Discarded (non polio AFP)	VDPV								Total Confirmed Polio Cases *	Polio Compatible	Pending Classification	Discarded (non polio AFP)	VDPV							
Afghanistan	1886	13	1	78	1790	4	9.9	7	0	93.4	13	0	11	0	0	11	0	0	1.8	0	0	90.9	0	0	09/01/2014
Bahrain	11	0	0	3	8	0	4.1	0	0	90.9	0	0	0	0	0	0	0	0	0.0	0	0		0	0	09/01/2014
Djibouti	7	0	0	6	1	0	2.4	5	1	85.7	0	0	0	0	0	0	0	0	0.0	0	0		0	0	29/12/2013
Egypt	1007	0	0	63	944	0	3.0	1	0	91.8	0	0	20	0	0	20	0	0	1.8	0	0	20.0	0	0	09/01/2014
Iran	705	0	0	99	605	1	4.0	0	0	95.7	0	0	0	0	0	0	0	0	0.0	0	0		0	0	11/01/2014
Iraq	444	0	0	45	399	0	3.1	17	5	84.0	0	0	4	0	0	4	0	0	0.8	0	0	100.0	0	0	11/01/2014
Jordan	34	0	0	12	22	0	1.4	0	0	88.2	0	0	0	0	0	0	0	0	0.0	0	0		0	0	09/01/2014
Kuwait	38	0	0	1	37	0	5.0	0	0	94.7	0	0	0	0	0	0	0	0	0.0	0	0		0	0	05/01/2014
Lebanon	33	0	0	25	8	0	3.3	13	0	45.5	0	0	0	0	0	0	0	0	0.0	0	0		0	0	04/01/2014
Libya	57	0	0	4	53	0	2.8	0	0	94.7	0	0	1	0	0	1	0	0	1.5	0	0	100.0	0	0	11/01/2014
Morocco	106	0	0	19	87	0	1.0	6	1	71.7	0	0	1	0	0	1	0	0	0.3	0	0	0.0	0	0	10/01/2014
Oman	19	0	0	0	19	0	2.4	0	0	94.7	0	0	0	0	0	0	0	0	0.0	0	0		0	0	22/12/2013
Pakistan	4662	91	2	376	4146	47	6.0	213	9	89.4	91	0	4	0	0	4	0	0	0.2	0	0	75.0	0	0	12/01/2014
Palestine	38	0	0	7	31	0	2.2	1	0	94.7	0	0	0	0	0	0	0	0	0.0	0	0		0	0	09/01/2014
Qatar	8	0	0	0	8	0	3.4	0	0	100.0	0	0	0	0	0	0	0	0	0.0	0	0		0	0	05/01/2014
Saudi Arabia	213	0	0	37	176	0	2.4	1	1	96.2	0	0	0	0	0	0	0	0	0.0	0	0		0	0	05/01/2014
Somalia	533	185	0	69	278	1	6.3	35	9	86.9	185	0	0	0	0	0	0	0	0.0	0	0		0	0	10/01/2014
Sudan	398	0	0	21	376	1	2.5	1	0	97.7	0	0	0	0	0	0	0	0	0.0	0	0		0	0	05/01/2014
South Sudan	295	0	0	75	220	0	3.5	71	57	93.2	0	0	0	0	0	0	0	0	0.0	0	0		0	0	18/11/2013
Syria	157	17	4	31	105	0	1.7	6	0	72.6	17	0	0	0	0	0	0	0	0.0	0	0		0	0	10/01/2014
Tunisia	41	0	0	5	36	0	1.6	1	0	75.6	0	0	0	0	0	0	0	0	0.0	0	0		0	0	03/01/2014
U.A.E	31	0	0	0	31	0	3.1	0	0	100.0	0	0	0	0	0	0	0	0	0.0	0	0		0	0	11/01/2014
Yemen	606	0	0	65	540	1	5.0	3	0	91.1	0	0	2	0	0	2	0	0	0.5	0	0	100.0	0	0	07/01/2014
EMR	11329	306	7	1041	9920	55	4.5	381	83	90.5	306	0	43	0	0	43	0	0	0.5	0	0	55.8	0	0	
2012	11120	95	15	0	10973	40	4.5	0	0	90.6	93 #	3 #													

\* Confirmed polio cases refer to wild isolation from AFP cases or from contacts of negative index AFP cases

\*\* Non-polio AFP per 100,000 children &lt;15 years

\*\*\* Adequate here refers to two stool specimens collected at least 24 hours apart, within 14 days of paralysis onset

\*\*\*\* AFP cases co infected with P1 and P3 are counted separately as wild isolates

# In 2012, 1 AFP case in Pakistan had co infection P1 &amp; P3 from 2 contacts P1 &amp; P3



World Health Organization – Regional Office for Eastern Mediterranean  
AFP SURVEILLANCE

12-Jan-14

Number 797

Week 02, ending 12 January 2014

Table 4: Investigation of contacts of AFP cases with paralysis onset in 2013 up to Week (52/13) / Ending on : (31/12/2013)

Country	No. of AFP cases	No. of eligible AFP cases for contact sampling*	% of eligible AFP cases with contact samplings	% of eligible AFP cases with 3+ contacts	Total number of Contacts* *	% of contacts under 5 years	% of contacts with specimens collected within 7 days of notification of index	% Contact specimens in lab within 3 days of collection	% Contact specimens positive for NPEV	% Contact specimens positive for Sabin like virus	No. of contacts positive for wild virus	% of wild polio virus isolation from contacts	No. of Contacts positive for VDPVs	No. of -ve index AFP cases identified positive by contact	No. of district identified infected from contacts
Afghanistan	1886	124	85.5	85.5	867	93.9	77.7	23.5	23.7	4.9	0	0.0		0	0
Bahrain	11	1	0.0	0.0	0						0			0	0
Djibouti	7	1	0.0	0.0	6	66.7	50.0	0.0	0.0	0.0	0	0.0		0	0
Egypt	1007	96	87.5	86.5	453	78.1	59.6	98.6	16.2	4.0	0	0.0		0	0
Iran	705	30	100.0	96.7	148	68.9	45.3	70.9	2.0	2.7	0	0.0		0	0
Iraq	444	71	60.6	47.9	180	63.9	15.6	76.2	9.5	1.2	0	0.0		0	0
Jordan	34	4	0.0	0.0	0						0			0	0
Kuwait	38	2	100.0	100.0	82	51.2	81.7	100.0	8.5	0.0	0	0.0		0	0
Lebanon	33	18	22.2	5.6	12	58.3	100.0	28.6	28.6	0.0	0	0.0		0	0
Libya	57	3	0.0	0.0	0						0			0	0
Morocco	106	30	50.0	40.0	66	56.1	30.3	59.6	1.8	5.3	0	0.0		0	0
Oman	19	1	0.0	0.0	44	86.4	18.2	100.0	15.9	6.8	0	0.0		0	0
Pakistan	4662	495	79.2	75.6	1352	88.7	62.1	72.5	26.9	5.8	7	0.5		6	4
Palestine	38	2	0.0	0.0	0						0			0	0
Qatar	8	0			0						0			0	0
Saudi Arabia	213	8	100.0	100.0	26	26.9	38.5	33.3	0.0	0.0	0	0.0		0	0
Somalia	533	70	75.7	74.3	1861	83.8	90.7	25.4	10.4	9.4	291	22.2	1	46	14
Sudan	398	9	77.8	77.8	270	83.3	54.4	39.1	10.2	3.8	0	0.0	1	0	0
South Sudan	295	20	90.0	80.0	849	85.3	91.2	2.4	18.9	2.6	0	0.0		0	0
Syria	157	43	32.6	11.6	61	47.5	44.3	74.3	2.9	0.0	1	2.9		1	1
Tunisia	41	10	10.0	0.0	7	28.6	42.9	83.3	0.0	0.0	0	0.0		0	0
U.A.E.	31	0			0						0			0	0
Yemen	606	54	96.3	90.7	1452	62.2	74.9	8.8	17.4	4.8	0	0.0		0	0
Grand Total 2013	11329	1092	75.9	71.2	7736	79.6	74.0	38.8	17.6	5.4	299	4.5	2	53	19
Grand Total 2012	11120	1061	83.6	79.2	5762	82.9	70.4	45.1	18.6	3.3	10	0.2	11	7	5

\* Eligible refers to AFP cases with inadequate stool specimens

\*\* Total number of contacts from eligible AFP cases and from other AFP cases as per with country criteria for contact sampling

## Last wild contacts in EMRO, 01/01/2013- 31/12/2013

Year	Country	Data Count of wild contacts	Date of Most Recent stool collection
2013	Pakistan	7	21/12/2013
	Somalia	291	30/11/2013
	Syria	1	04/09/2013
2013 Total		299	21/12/2013

## Number and distribution by district of -ve index AFP cases identified as wild positive by contact in EMR, 2013

COUNTRY	PROVINCE	DISTRICT	Count	First case	Last case
PAK	SINOH	KHIBALDIA	2	09/11/2013	10/12/2013
		KHIBINGASIM	1	18/10/2013	18/10/2013
		KASHMIRE	1	05/10/2013	03/10/2013
		FATA	1	04/12/2013	04/12/2013
		KHYBER PAKHTOON	1	10/09/2013	10/09/2013
PAK Total			6		
SOM	BARI	BOSSASO	1	21/11/2013	21/11/2013
		KURTUNWAAREY	1	09/10/2013	09/10/2013
	LOWER SHABELLE	WANLEWEYNE	1	08/06/2013	08/06/2013
		BRAVA	1	17/05/2013	17/05/2013
	BAY	BAIDOO	3	16/06/2013	19/09/2013
		DINSO	4	01/07/2013	16/07/2013
		BURHAKABA	2	26/04/2013	24/06/2013
		AFMADOW / HAGAR	2	08/08/2013	14/09/2013
		BADAPE	1	04/08/2013	04/08/2013
		JAMAAME EAST	2	26/05/2013	24/07/2013
		KISMAYO	3	17/06/2013	10/07/2013
		JILIB WEST	1	28/06/2013	28/06/2013
	MIDDLE JUBA	BUAALE	1	25/08/2013	25/08/2013
		JILIB EAST	1	02/08/2013	02/08/2013
	HIRAN	MAHAS	1	27/02/2013	27/02/2013
		LOWHAR	2	10/06/2013	23/07/2013
	MIDDLE SHABELLE	ADEN YABAL	1	27/06/2013	27/06/2013
		HODAN	4	17/04/2013	14/07/2013
	BANADIR	DHARSENLEY	4	09/05/2013	01/07/2013
		HELIWA	1	10/06/2013	10/06/2013
		HAMAR JABJAB	2	27/04/2013	08/06/2013
		MEDIA	2	28/05/2013	04/06/2013
		WABERI	1	25/05/2013	25/05/2013
		ABDJUL AZIZ	1	19/05/2013	19/05/2013
	GEDO	DAYNILE	1	13/05/2013	13/05/2013
		BELET HAWA	1	28/06/2013	28/06/2013
	BAKOO	EL BARDE	1	12/06/2013	12/06/2013
			1	14/07/2013	14/07/2013
SOM Total			14		
SYR	ALEPPO	FARDOUS	1	14/07/2013	14/07/2013
			1	14/07/2013	14/07/2013
SYR Total			2		
Grand Total			53	17/04/2013	10/12/2013



Table 5: Laboratory investigation of AFP cases with paralysis onset in 2013 up to Week (52/13) / Ending on : (31/12/2013)

Country	Polio laboratories Sequencing performed by CDC and RIVM laboratories	AFP cases with specimens	Preliminary virus isolation results of AFP cases						Poliovirus intratypic differentiation results #										Indicators				Latest report date				
			Referred for ITD			Pending			Type 1			Type 2			Type 3				% AFP cases with culture results within 14 days	% AFP cases with ITD results within 7 days	% AFP cases with ITD results within 45 days of onset*						
			L20B+	L20B-NPEV	NPEV only	Negative	received <= 14 days	received > 14 days ago	Wild	Sabin	VDPV	Wild	Sabin	VDPV	Wild	Sabin	VDPV	Discordant pending sequence				NPEV by PCR		Non-EV	Pending ITD	% specimens positive for NPEV*	
Afghanistan	RRL Pakistan	1872	100	12	366	1347	47			13	53			27	4	46							18%	100%	99%	98%	11/01/2014
Bahrain	PNL Oman	10			1	9																	8%	100%		90%	06/01/2014
Djibouti	NPL Kenya	7				5		2															0%			100%	29/12/2013
Egypt***	RRL Egypt	1002	27	8	122	817	24	4		16			3		13			6	5	1		13%	99%	97%	99%	09/01/2014	
Iran	NPL Iran	711	16		7	678	9	1		7			5	1	3							2	1%	100%	100%	99%	11/01/2014
Iraq	RRL Egypt	439	11		30	359	14	25		9			3		12							1	8%	100%	100%	80%	10/01/2014
Jordan	RRL Tunisia	35			4	30	1	1															10%	100%			09/01/2014
Kuwait	RRL Kuwait	41			2	37	1	1															5%	95%		100%	09/01/2014
Lebanon	RRL Egypt	27	2			24	1			2					2								4%	96%	100%	81%	09/01/2014
Libya	RRL Tunisia	55	1		7	44		3		1					1								13%	98%	100%	100%	06/12/2013
Morocco	RRL Tunisia	88			10	75	1	2															10%	93%	0%	94%	10/01/2014
Oman	NPL Oman	20			4	15	1																30%	100%		95%	06/01/2014
Pakistan	RRL Pakistan	4653	344	30	932	3233	116			85	111			64	47	105			5	1		19%	100%	97%	97%	11/01/2014	
Palestine & UNRWA		38			5	27	1	4															16%	10%		80%	06/01/2014
Qatar	NPL Oman	8			1	7																	13%	100%		100%	06/01/2014
Saudi Arabia	NPL Oman	210	2		1	189		18		2						3							0%	100%	100%	75%	16/12/2013
Somalia	NPL Kenya	532	190	2	53	249		45	139	29			8		27								11%	3%		81%	10/01/2014
Sudan	RRL Egypt	403	7		50	334	11	1		3			3		6								12%	95%	100%	100%	10/01/2014
South Sudan	NPL Kenya	295	7		55	170		64		4			1		2								24%	0%		82%	18/11/2013
Syria	RRL Tunisia	112	17		11	72		12	16	2			3		5								9%	80%	100%	83%	27/11/2013
Tunisia	RRL Tunisia	37	1			30		6		1													0%	100%	100%	97%	06/12/2013
U.A.E	NPL Oman	28	1		1	26				1					1								4%	100%	100%	96%	06/01/2014
Yemen	RRL Egypt	599	46		87	427	38	1		20			13		23	1	1	3	3			15%	97%	100%	92%	02/01/2014	
Total EMR 2013		11222	772	52	1749	8204	265	190	253	261			130	52	249	1	5	14	11	1	15%	92%	98%	96%			
Total EMR 2012		11004	574	60	1999	8365		4	86	210			115	32	242	4	6	24	14		16%	94%	99%	97%			

\* Specimens from all sources including non-AFP cases, excluding environmental samples

\*\* This indicator reflects surveillance and laboratory activities

\*\*\* Environmental surveillance initiated in Egypt in September 2000 showed the following:

Result	2010	2011	2012	2013
Negative	416	448	401	414
Pending				55
Wild		1		2
VDPVP2				7
VDPVP1				1
Total	417	448	411	472

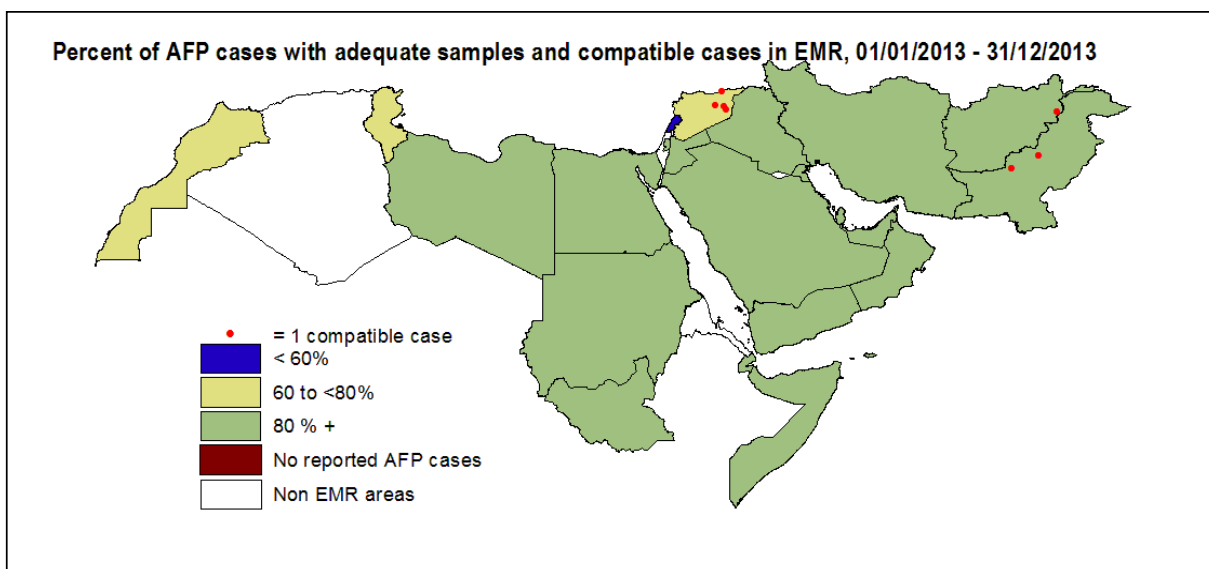
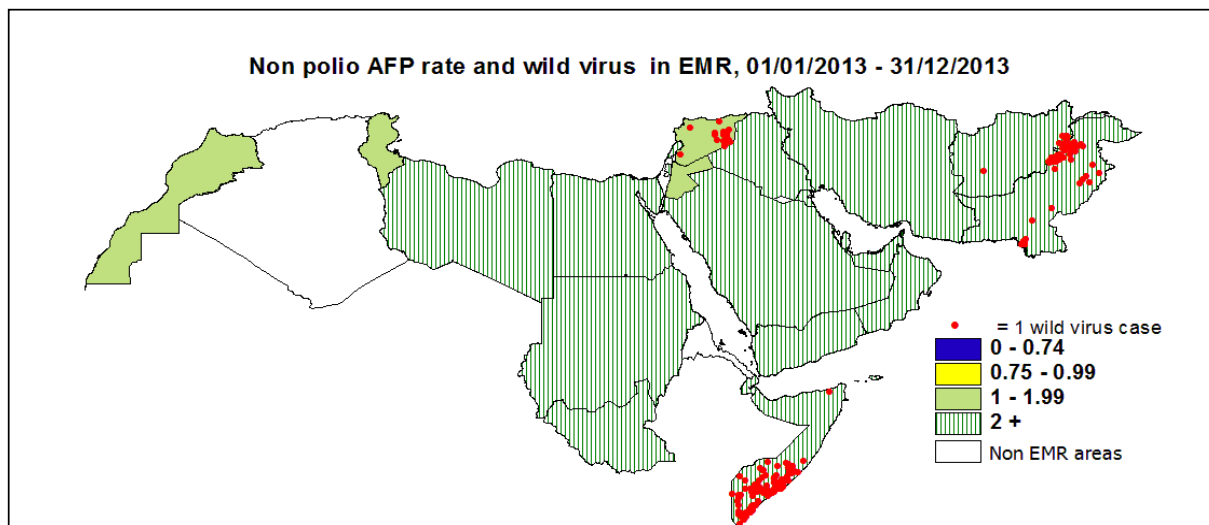
YEAR	Province	Site	Count	First date	Last Date	
2013	VDPVP2	CAIRO	AL HAGGANA 2	1	08/01/2013	08/01/2013
		FAYOUM	FAYOUM CITY	1	14/04/2013	14/04/2013
		MINYA	AQRQAS	1	04/03/2013	04/03/2013
VDPVP2 Total				3	08/01/2013	14/04/2013

\*\*\*\* 3 Environmental specimens taken in West Bank, Palestine were positive for wild polio virus P1. 2 of them were taken from site in West Bank that drains sewage from both Israel and Palestine  
Isolation of 1 wild polio virus P1 from environmental specimen collected 20 August 2013 from Gaza, Palestine

\*\*\*\*Environmental surveillance initiated in Pakistan in August 2009 showed the following:

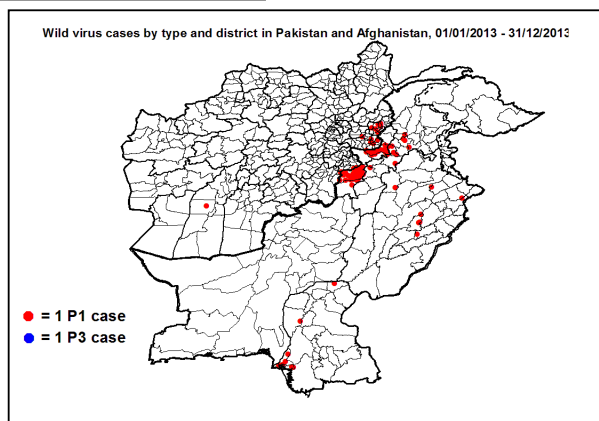
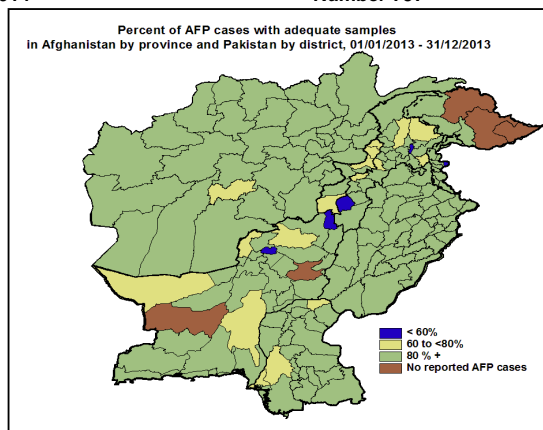
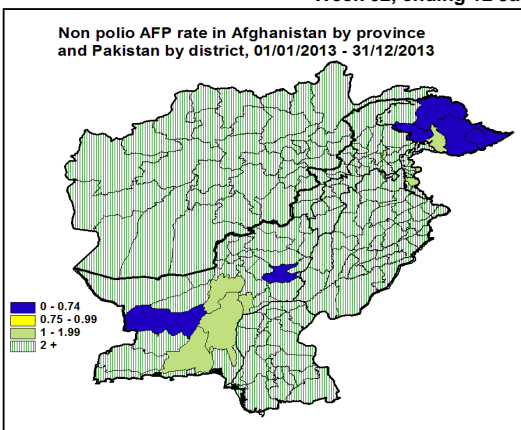
Status	2009	2010	2011	2012	2013	2014
Negative	27	77	68	150	257	
pending					14	3
Wild	18	79	136	89	60	
Grand Total	45	156	204	239	331	3

Year	SITEDIST	SITENAME	Count	Wild	First date	Last date
2013	KHI BALDIA TOWN	SAJJAN GOTH	2	25/10/2013	27/11/2013	
	KHI GADAP TOWN	COMPOSITE SAMPLE	8	11/04/2013	11/12/2013	
		SOHRAB GOTH	5	29/01/2013	23/10/2013	
	KHI GULSHAN-E-IQBAL TOWN	RASHID MINHAS RD LAY	4	22/07/2013	08/11/2013	
	LAHORE	GULSHAN RAVI STATION	1	05/12/2013	05/12/2013	
		MULTAN ROAD STATION	1	18/11/2013	18/11/2013	
		OUTFALL STATION	2	12/12/2013	12/12/2013	
	PESHAWAR	LARA MA	8	24/01/2013	26/11/2013	
		SHAHEEN TOWN	12	11/01/2013	10/12/2013	
	RAWALPINDI	SAFDAR ABAD	5	25/03/2013	25/11/2013	
	QUETTA	SUR PUL	1	20/02/2013	20/02/2013	
	MULTAN	ALI TOWN	1	18/09/2013	18/09/2013	
		KOTLA ABDUL FATAH	1	28/08/2013	28/08/2013	
		SURAJ MIANI	1	09/12/2013	09/12/2013	
HYDERABAD	TULSIDAS PUMPING STATION	7	10/01/2013	12/08/2013		
FAISALABAD	FAISALABAD COMPOSITE SITE	1	03/01/2013	03/01/2013		
2013 Total			60	03/01/2013	12/12/2013	



**Wild polio cases by country and date of onset of paralysis in EMR, 2013-2014**

Year	COUNTRY	P1			Total Count	First Case	Last Case
		Count	First Case	Last Case			
2013	AFG	13	31/01/2013	20/12/2013	13	31/01/2013	20/12/2013
	PAK	91	14/01/2013	28/12/2013	91	14/01/2013	28/12/2013
	SOM	185	17/04/2013	26/11/2013	185	17/04/2013	26/11/2013
	SYR	17	14/07/2013	08/10/2013	17	14/07/2013	08/10/2013
2013 Total		306	14/01/2013	28/12/2013	306	14/01/2013	28/12/2013

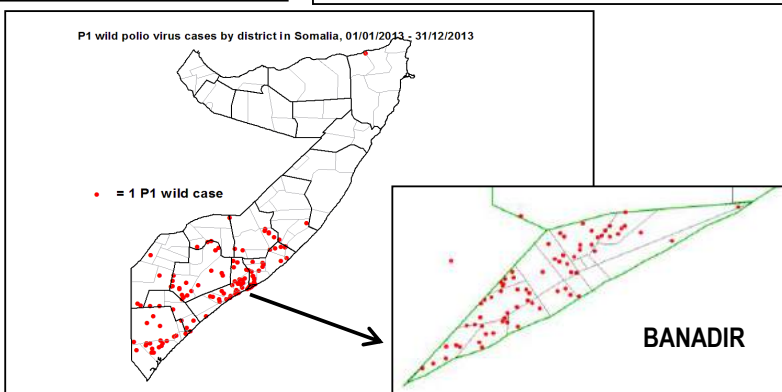
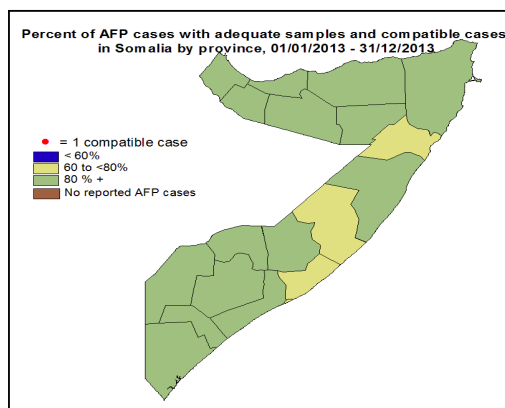
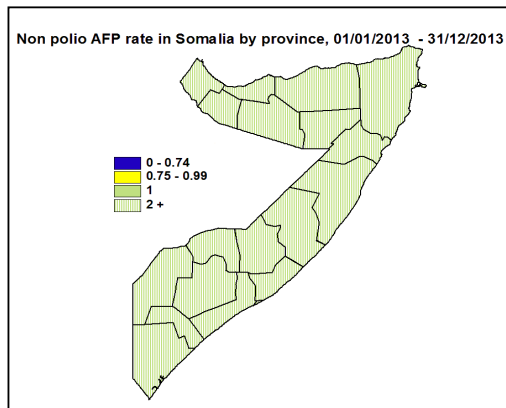


### Wild Polio cases by district and date of onset of paralysis, Afghanistan 2013

PROVINCE	DISTRICT	Count	First case	Last case
KUNAR	WATAPUR	4	23/07/2013	20/12/2013
	CHAPADARA	1	27/09/2013	27/09/2013
	NARANG	1	19/09/2013	19/09/2013
	KHASKUNAR	1	28/03/2013	28/03/2013
HILMAND	NAD-E-ALI	1	11/12/2013	11/12/2013
NANGARHAR	BATIKOT	2	08/08/2013	12/11/2013
	BEHSUD	1	11/11/2013	11/11/2013
	SHINWAR	1	06/06/2013	06/06/2013
	LALPUR	1	31/01/2013	31/01/2013
Grand Total		13	31/01/2013	20/12/2013

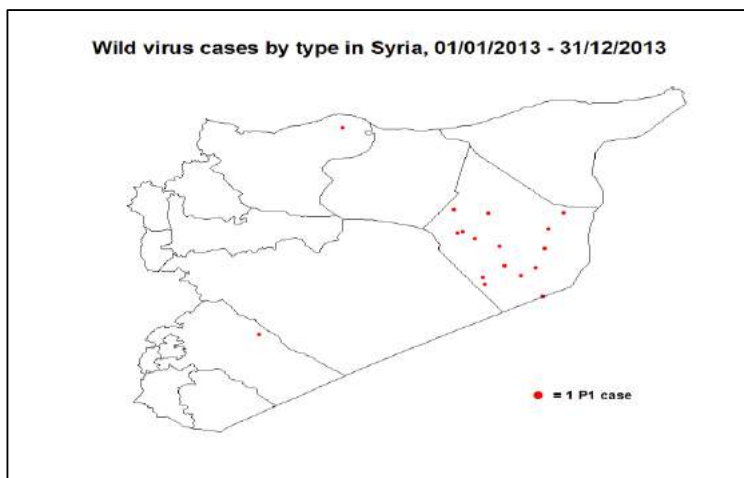
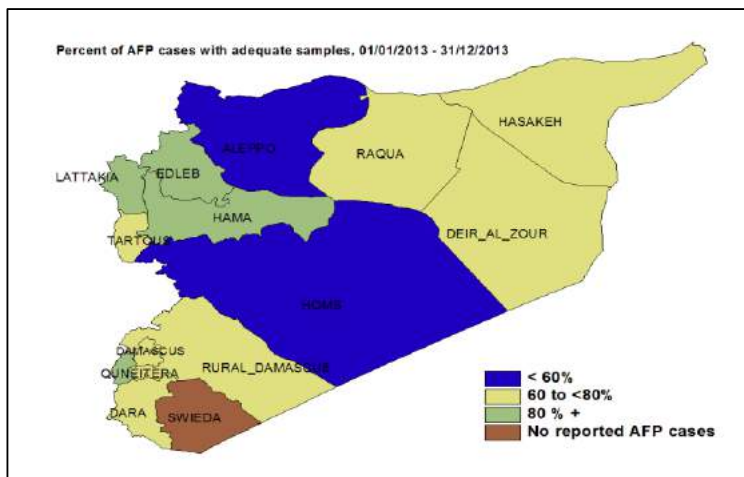
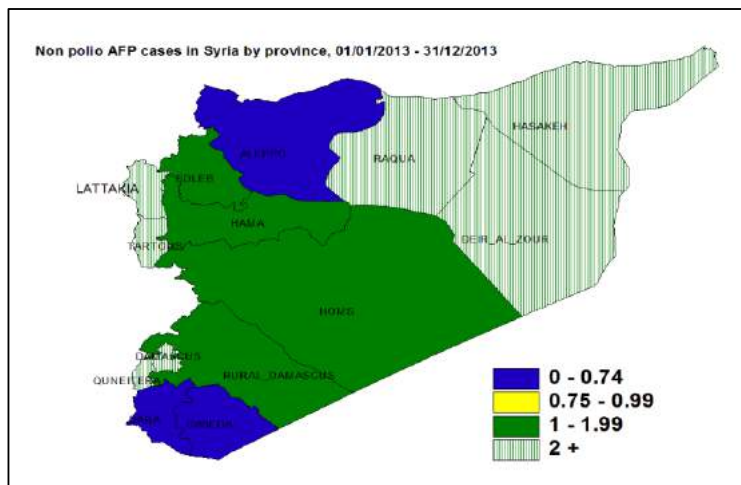
### Wild Polio cases by district and date of onset of paralysis, Pakistan 2013

PROVINCE	DISTRICT	Count	First case	Last case
FATA	KHYBER	20	24/04/2013	28/12/2013
	WAZIR-N	35	24/05/2013	26/12/2013
	WAZIR-S	2	04/12/2013	16/12/2013
	FR BANNU	7	03/05/2013	04/11/2013
	FR DIKHAN	1	26/08/2013	26/08/2013
PUNJAB	TTSINGH	3	09/10/2013	12/12/2013
	SAHIWAL	1	21/10/2013	21/10/2013
	SHEIKUPURA	1	26/09/2013	26/09/2013
	MBDIN	1	26/05/2013	26/05/2013
	MIANWALI	1	07/02/2013	07/02/2013
SINDH	KHIGIQBAL	1	11/12/2013	11/12/2013
	KHIBALDIA	2	09/11/2013	10/12/2013
	KHIBINQASIM	2	14/01/2013	18/10/2013
	KASHMORE	1	03/10/2013	03/10/2013
	KHIGADAP	2	09/07/2013	19/09/2013
	DADU	1	22/03/2013	22/03/2013
KHYBER PAKHTOON	PESHAWAR	4	30/06/2013	26/10/2013
	SWABI	1	10/09/2013	10/09/2013
	KOHAT	1	19/08/2013	19/08/2013
	MARDAN	2	12/02/2013	22/04/2013
	MALAKAND	1	08/02/2013	08/02/2013
	BANNU	1	26/01/2013	26/01/2013
	Grand Total		91	14/01/2013



### Wild Polio cases by district and date of onset of paralysis, Somalia 2013

PROVINCE	DISTRICT	Count	First case	Last case
GEDO	BARDERA	3	28/08/2013	26/11/2013
	BELET HAWA	1	28/06/2013	28/06/2013
BARI	BOSSASO	1	21/11/2013	21/11/2013
LOWER SHABELLE	KURTUNWAAREY	4	03/06/2013	09/10/2013
	MARKA	11	30/05/2013	30/09/2013
	WANLEWEYNE	5	08/06/2013	18/07/2013
	QORYOLEY	2	23/05/2013	08/07/2013
	AFGOI	10	12/05/2013	20/06/2013
	AWDHEEGLE	1	11/06/2013	11/06/2013
	BRAVA	1	17/05/2013	17/05/2013
LOWER JUBA	AFMADOW / HAGAR	4	14/07/2013	01/10/2013
	KISMAYO	12	17/05/2013	02/09/2013
	BADADE	1	04/08/2013	04/08/2013
	JAMAAME EAST	2	26/05/2013	24/07/2013
	JAMAAME WEST	2	29/06/2013	05/07/2013
HIRAN	JILIB WEST	1	28/06/2013	28/06/2013
	MAHAS	5	12/06/2013	29/09/2013
BAKOOL	BULO BURTI	2	19/07/2013	02/08/2013
	WAJID	1	24/09/2013	24/09/2013
BAY	EL BARDE	1	12/06/2013	12/06/2013
	BAIDOA	5	10/06/2013	19/09/2013
	DINSOR	12	06/06/2013	18/08/2013
MIDDLE JUBA	BURHAKABA	4	26/04/2013	08/08/2013
	BUAALE	1	25/08/2013	25/08/2013
MIDDLE SHABELLE	SALAGLE	2	07/07/2013	10/08/2013
	JILIB EAST	2	29/05/2013	02/08/2013
	JOWHAR	4	08/06/2013	14/08/2013
GALGADUD	BALAD	6	13/06/2013	07/08/2013
	RUNINGOD	1	23/07/2013	23/07/2013
	ADEN YABAL	5	24/05/2013	22/07/2013
	ADALE	1	09/07/2013	09/07/2013
	MAHADAY	1	14/06/2013	14/06/2013
BANADIR	GALHARERI	1	30/07/2013	30/07/2013
	EL BUR	1	14/07/2013	14/07/2013
BANADIR	DHARKENLEY	6	04/05/2013	19/07/2013
	HODAN	13	17/04/2013	14/07/2013
	HELIWA	8	05/05/2013	14/07/2013
	DAYNILE	6	09/05/2013	11/07/2013
	YAQSHID	9	21/05/2013	11/07/2013
	WARDIGLEY	7	13/05/2013	30/06/2013
	WABERI	3	20/05/2013	25/06/2013
	KARAN	3	26/05/2013	09/06/2013
	HAMAR JABJAB	3	18/04/2013	08/06/2013
	MEDINA	8	12/05/2013	04/06/2013
	HAWALWADAG	1	29/05/2013	29/05/2013
	HAMARWEYNE	1	21/05/2013	21/05/2013
	ABDUL AZIZ	1	19/05/2013	19/05/2013
	Grand Total		185	17/04/2013



Wild cases are plotted within boundaries of province and not by district

**Wild Polio cases by district and date of onset of paralysis, Syria 2013**

PROVINCE	DISTRICT	Count	First case	Last case
DEIR_AL_ZOUR	MAYADEEN	15	10/09/2013	08/10/2013
RURAL_DAMASCUS	DOUMA	1	17/09/2013	17/09/2013
ALEPPO	FARDOUS	1	14/07/2013	14/07/2013
Grand Total		17	14/07/2013	08/10/2013





**Circulating VDPV cases and date of onset of paralysis in EMR countries by districts  
2013-2014**

Year	COUNTRY	PROVINCE	DISTRICT	cVDP2			cVDP3		
				Count	First Case	Last Case	Count	First Case	Last Case
2013	AFG	KANDAHAR	SHAHWALIKOT	1	13/03/2013	13/03/2013			
		HILMAND	NAD-E-ALI	2	22/01/2013	20/02/2013			
	AFG Total			3	22/01/2013	13/03/2013			
	PAK	BALOCHISTAN	JAFARABAD	1	11/01/2013	11/01/2013			
			MASTUNG	1	27/06/2013	27/06/2013			
		SINDH	KHIGADAP	4	21/02/2013	03/07/2013			
		FATA	MOHMAND	1	13/07/2013	13/07/2013			
			WAZIR-N	40	10/04/2013	18/12/2013			
	PAK Total			47	11/01/2013	18/12/2013			
	SOM	LOWER SHABELLE	AFGOI	1	09/01/2013	09/01/2013			
	SOM Total			1	09/01/2013	09/01/2013			
	YEM	SAADAH	SAHAR				1	12/07/2013	12/07/2013
	YEM Total						1	12/07/2013	12/07/2013
2013 Total				51	09/01/2013	18/12/2013	1	12/07/2013	12/07/2013

In 2013, 1 AFP case in Somalia was identified as VDPV by contact