



AFP SURVEILLANCE

16-Dec-13

Week 50, ending 15 December 2013

Number 793

Table 1: Acute Flaccid Paralysis (AFP) cases by week of onset

Country	Reported AFP cases by week of onset - Week (50/13) / Ending on : 15/12/13														
	Total AFP 2011	Total AFP 2012	Total AFP to date, 2013	W 39 29 Sep 13	W 40 06 Oct 13	W 41 13 Oct 13	W 42 20 Oct 13	W 43 27 Oct 13	W 44 03 Nov 13	W 45 10 Nov 13	W 46 17 Nov 13	W 47 24 Nov 13	W 48 01 Dec 13	W 49 08 Dec 13	W 50 15 Dec 13
Afghanistan	1831	1829	1784	37	38	24	24	40	27	28	35	31	33	24	2
Bahrain	10	19	10	0	1	0	0	1	1	0	0	1	1	0	0
Djibouti	6	6	7	1	0	0	0	0	1	0	0	0	0	0	
Egypt	1023	1022	950	20	13	7	16	17	15	20	28	29	19	20	6
Iran	604	689	649	17	18	10	12	17	11	13	18	11	14	14	1
Iraq	530	467	415	10	3	7	4	8	9	9	10	17	13	7	
Jordan ****	30	34	28	1	3	0	0	1	1	2	1	1			
Kuwait	38	36	37	0	1	2	0	2	2	3	2	1	1	0	0
Lebanon ****	22	24	30	0	1	1	3	1	1	3	1	0	1		
Libya	35	42	54	0	0	0	0	3	1	1	3	0	1	0	
Morocco	76	81	96	3	4	1	5	0	1	2	2	3	1	0	
Oman	39	31	19	0	2	1	0	0	0	0	0	1	0	0	
Pakistan	5762	5036	4302	105	118	68	79	96	84	85	80	75	47	11	0
Palestine ****	17	21	34	0	0	2	0	0	0	0	1	1	0	0	
Qatar	6	13	8	0	0	0	0	0	0	0	0	0	0	0	0
Saudi Arabia	213	227	202	5	3	2	6	4	4	4	4	4	5	1	0
Somalia	172	148	499	7	6	8	9	5	1	4	7	1	3	2	
Sudan	362	384	384	11	9	9	12	8	5	9	8	7	11	3	0
South Sudan	341	326	295	4	4	3	3	1	0	0	0				
Syria ****	168	109	139	4	16	1	2	6	5	9	13	0	8	0	
Tunisia	47	61	29	0	1	0	0	0							
U.A.E	25	40	31	0	0	0	2	0	1	1	0	1	0	0	0
Yemen	386	475	551	10	16	10	9	16	13	9	7	9	8	4	0
Total EMR	11743	11120	10553	235	257	156	186	226	183	202	220	193	166	86	9

No data = No report received

Table 2: Confirmed polio cases by month of onset

Country	Total year 2011	Total year 2012	15/12		Confirmed polio cases by month of onset												
			2012	2013	January 2013	February 2013	March 2013	April 2013	May 2013	June 2013	July 2013	August 2013	September 2013	October 2013	November 2013	December 2013	
Afghanistan	80	37	35	11	1	0	1	0	0	0	1	1	2	3	0	2	
Bahrain	0	0	0	0	0	0	0	0	0	0	0	0	0	0	0		
Djibouti	0	0	0	0	0	0	0	0	0	0	0	0			0		
Egypt	0	0	0	0	0	0	0	0	0	0	0	0	0				
Iran	0	0	0	0	0	0	0	0	0	0	0	0	0	0			
Iraq	0	0	0	0	0	0	0	0	0	0	0	0	0				
Jordan ****	0	0	0	0	0	0	0	0	0	0	0	0	0	0			
Kuwait	0	0	0	0	0	0	0	0	0	0	0	0	0	0	0		
Lebanon ****	0	0	0	0	0	0	0	0	0	0	0	0	0				
Libya	0	0	0	0	0	0	0	0	0	0		0	0	0			
Morocco	0	0	0	0	0	0	0	0	0	0	0			0			
Oman	0	0	0	0	0	0	0	0	0	0	0	0	0	0	0		
Pakistan	198	58	58	75	2	3	1	2	9	4	4	8	19	14	9		
Palestine ****	0	0	0	0	0	0	0	0									
Qatar	0	0	0	0	0	0	0	0	0	0	0	0	0	0	0		
Saudi Arabia	0	0	0	0	0	0	0	0	0	0	0	0					
Somalia	0	0	0	183	0	0	0	4	41	67	45	17	7	2			
Sudan	0	0	0	0	0	0	0	0	0	0	0	0		0			
South Sudan	0	0	0	0	0	0	0	0									
Syria ****	0	0	0	17	0	0	0	0	0	0	1	0	6	10			
Tunisia	0	0	0	0	0	0	0	0	0	0	0	0	0	0			
U.A.E	0	0	0	0	0	0	0	0	0	0	0	0	0	0			
Yemen	0	0	0	0	0	0	0	0	0	0	0	0	0				
Total EMR	278	95	93	286	3	3	2	6	50	72	51	27	35	26	11	0	

**** UNRWA cases are included with those of country of residence



World Health Organization – Regional Office for Eastern Mediterranean

AFP SURVEILLANCE

9-Dec-13

Week 50, ending 15 December 2013

Number 792

Table 3: Investigation of AFP cases with paralysis onset in 2012 & 2013 up to Week (50/13) / Ending on : (15/12/13)

COUNTRY	2012											2013											Latest line List Date		
	AFP									Specimen	Wild cases		AFP									Specimen		Wild cases	
	Total AFP cases onset 2012	Case classification					Non polio AFP rate **	AFP cases pending classification > 90 days from onset of paralysis	AFP cases pending classification and lab > 90 days from onset of paralysis		% with *** adequate specimens	Wild P1 Poliovirus	Wild P3 Poliovirus	Total AFP cases onset 2013	Case classification					Annualized Non polio AFP rate **	AFP cases pending classification > 90 days from onset of paralysis			AFP cases pending classification and lab > 90 days from onset of paralysis	% with *** adequate specimens
		Total Confirmed Polio Cases *	Polio Compatible	Pending Classification	Discarded (non polio AFP)	VDPV				Total Confirmed Polio Cases *					Polio Compatible	Pending Classification	Discarded (non polio AFP)	VDPV							
Afghanistan	1829	37	7	0	1774	11	9.4	0	0	92.3	37	0	1784	11	1	104	1664	4	9.8	1	0	93.5	11	0	15/12/2013
Bahrain	19	0	0	0	19	0	7.0	0	0	94.7	0	0	10	0	0	4	6	0	3.9	0	0	90.0	0	0	15/12/2013
Djibouti	6	0	0	0	6	0	2.0	0	0	66.7	0	0	7	0	0	6	1	0	2.5	3	0	85.7	0	0	09/12/2013
Egypt	1022	0	0	0	1021	1	3.2	0	0	91.6	0	0	950	0	0	105	845	0	3.0	1	0	90.7	0	0	12/12/2013
Iran	689	0	0	0	687	2	3.5	0	0	92.5	0	0	649	0	0	109	539	1	3.9	0	0	95.5	0	0	15/12/2013
Iraq	467	0	0	0	467	2	3.2	0	0	89.7	0	0	415	0	0	81	334	0	3.0	27	4	84.1	0	0	13/12/2013
Jordan	34	0	0	0	34	0	1.4	0	0	85.3	0	0	28	0	0	10	18	0	1.2	0	0	89.3	0	0	24/11/2013
Kuwait	36	0	0	0	36	0	4.7	0	0	86.1	0	0	37	0	0	1	36	0	5.1	0	0	94.6	0	0	15/12/2013
Lebanon	24	0	0	0	24	0	2.0	0	0	50.0	0	0	30	0	0	21	9	0	3.2	9	0	40.0	0	0	30/11/2013
Libya	42	0	0	0	42	0	2.1	0	0	97.6	0	0	54	0	0	6	48	0	2.8	2	2	94.4	0	0	14/12/2013
Morocco	81	0	0	0	81	0	0.8	0	0	81.5	0	0	96	0	0	18	78	0	0.9	3	0	72.9	0	0	13/12/2013
Oman	31	0	0	0	31	0	3.9	0	0	100.0	0	0	19	0	0	1	18	0	2.5	0	0	89.5	0	0	09/12/2013
Pakistan	5036	58	6	0	4956	16	6.5	0	0	88.6	56 #	3 #	4302	75	2	381	3800	44	5.8	179	8	89.4	75	0	15/12/2013
Palestine	21	0	0	0	21	0	1.2	0	0	95.2	0	0	34	0	0	4	30	0	2.1	0	0	94.1	0	0	08/12/2013
Qatar	13	0	0	0	13	0	5.6	0	0	92.3	0	0	8	0	0	0	8	0	3.6	0	0	100.0	0	0	15/12/2013
Saudi Arabia	227	0	0	0	227	0	2.6	0	0	96.0	0	0	202	0	0	41	161	0	2.3	0	0	96.0	0	0	15/12/2013
Somalia	148	0	2	0	145	1	2.9	0	0	98.0	0	0	499	183	0	70	245	1	6.0	36	10	86.4	183	0	11/12/2013
Sudan	384	0	0	0	383	1	2.5	0	0	96.9	0	0	384	0	0	19	364	1	2.5	0	0	97.7	0	0	15/12/2013
South Sudan	326	0	0	0	325	1	4.0	0	0	94.2	0	0	295	0	0	75	220	0	3.7	55	42	93.2	0	0	18/11/2013
Syria	109	0	0	0	109	1	1.1	0	0	84.4	0	0	139	17	4	29	89	0	1.5	0	0	71.9	17	0	12/12/2013
Tunisia	61	0	0	0	61	0	2.4	0	0	78.7	0	0	29	0	0	1	28	0	1.1	1	0	82.8	0	0	01/11/2013
U.A.E	40	0	0	0	40	0	4.0	0	0	100.0	0	0	31	0	0	2	29	0	3.2	0	0	100.0	0	0	15/12/2013
Yemen	475	0	0	0	471	4	4.0	0	0	93.3	0	0	551	0	0	23	527	1	4.8	0	0	91.5	0	0	15/12/2013
EMR	11120	95	15	0	10973	40	4.5	0	0	90.6	93	3	10553	286	7	1111	9097	52	4.4	317	66	90.4	286	0	
2011	11742	278	45	0	11395	24	4.8	0	0	90.0	276	2													

* Confirmed polio cases refer to wild isolation from AFP cases or from contacts of negative index AFP cases

** Non-polio AFP per 100,000 children <15 years

*** Adequate here refers to two stool specimens collected at least 24 hours apart, within 14 days of paralysis onset

**** AFP cases co infected with P1 and P3 are counted separately as wild isolates

In 2012, 1 AFP case in Pakistan had co infection P1 & P3 from 2 contacts P1 & P3



Table 4: Investigation of contacts of AFP cases with paralysis onset in 2013 up to Week (50/13) / Ending on : (15/12/2013)

Country	No. of AFP cases	No. of eligible AFP cases for contact sampling*	% of eligible AFP cases with contact samplings	% of eligible AFP cases with 3+ contacts	Total number of Contacts**	% of contacts under 5 years	% of contacts with specimens collected within 7 days of notification of index	% Contact specimens in lab within 3 days of collection	% Contact specimens positive for NPEV	% Contact specimens positive for Sabin like virus	No. of contacts positive for wild virus	% of wild polio virus isolation from contacts	No. of Contacts positive for VDPVs	No. of -ve index AFP cases identified positive by contact	No. of district identified infected from contacts
Afghanistan	1784	116	81.9	81.9	793	94.2	78.9	23.6	23.1	5.2	0	0.0		0	0
Bahrain	10	1	0.0	0.0	0						0			0	0
Djibouti	7	1	0.0	0.0	6	66.7	50.0	0.0	0.0	0.0	0	0.0		0	0
Egypt	950	100	75.0	74.0	396	77.3	59.8	98.6	14.9	2.0	0	0.0		0	0
Iran	649	29	100.0	96.6	144	70.8	43.8	70.1	2.1	2.8	0	0.0		0	0
Iraq	415	66	59.1	47.0	169	62.7	14.8	76.5	9.9	1.2	0	0.0		0	0
Jordan	28	3	0.0	0.0	0						0			0	0
Kuwait	37	2	100.0	100.0	82	51.2	81.7	100.0	8.5	0.0	0	0.0		0	0
Lebanon	30	18	22.2	5.6	12	58.3	100.0	28.6	0.0	0.0	0	0.0		0	0
Libya	54	3	0.0	0.0	0						0			0	0
Morocco	96	26	50.0	42.3	59	52.5	25.4	55.8	1.9	5.8	0	0.0		0	0
Oman	19	2	0.0	0.0	44	86.4	18.2	100.0	15.9	6.8	0	0.0		0	0
Pakistan	4302	456	79.6	76.1	1259	88.6	62.1	71.2	27.6	5.8	5	0.4		4	3
Palestine	34	2	0.0	0.0	0						0			0	0
Qatar	8	0			0						0			0	0
Saudi Arabia	202	8	100.0	100.0	26	26.9	38.5	33.3	0.0	0.0	0	0.0		0	0
Somalia	499	68	75.0	73.5	1738	83.8	91.0	26.9	10.2	8.6	289	23.8	1	45	13
Sudan	384	9	66.7	66.7	249	83.9	59.0	40.7	10.6	4.0	0	0.0	1	0	0
South Sudan	295	20	90.0	80.0	849	85.3	91.2	2.4	18.9	2.6	0	0.0		0	0
Syria	139	39	30.8	7.7	35	37.1	31.4	71.0	3.2	0.0	1	3.2		1	1
Tunisia	29	5	20.0	0.0	7	28.6	42.9	83.3	0.0	0.0	0	0.0		0	0
U.A.E.	31	0			0						0			0	0
Yemen	551	47	97.9	91.5	1299	62.2	73.4	9.3	18.0	5.0	0	0.0		0	0
Grand Total 2013	10553	1021	74.6	70.0	7167	79.8	74.2	38.3	17.7	5.2	295	4.8	2	50	17
Grand Total 2012	11120	1061	83.6	79.2	5762	82.9	70.4	45.1	18.6	3.3	10	0.2	11	7	5

* Eligible refers to AFP cases with inadequate stool specimens

** Total number of contacts from eligible AFP cases and from other AFP cases as per with country criteria for contact sampling

Last wild contacts in EMRO, 01/01/2012- 15/12/2013

Year	Country	Data	Date of Most Recent stool collection
2012	Afghanistan	3	10/11/2012
	Pakistan	7	08/10/2012
2012 Total		10	10/11/2012
2013	Pakistan	5	17/11/2013
	SOM	289	25/10/2013
	SYR	1	04/09/2013
2013 Total		295	17/11/2013

Number and distribution by district of -ve index AFP cases identified as wild positive by contact in EMR, 2013

COUNTRY	PROVINCE	DISTRICT	P1 Count	First case	Last case
PAK	SINDH	KHIBALDIA	1	09/11/2013	09/11/2013
PAK	SINDH	KHIBRADIASIM	1	18/10/2013	18/10/2013
PAK	SINDH	KASHMIRE	1	03/10/2013	03/10/2013
PAK	KHYBER PAKHTOOC	SWABI	1	10/09/2013	10/09/2013
PAK Total			4	10/09/2013	09/11/2013
SOM	LOWER SHABELLE	KURTUNWAAREY	1	09/10/2013	09/10/2013
SOM	WANLEWEYNE	BRAVA	1	03/06/2013	03/06/2013
SOM	BAY	BAIDOA	3	16/06/2013	19/09/2013
SOM	DINSOR	DINSOR	4	01/07/2013	16/07/2013
SOM	BURHAKABA	BURHAKABA	2	26/04/2013	24/06/2013
SOM	AFMADOW / HAGAR	AFMADOW / HAGAR	2	05/08/2013	14/09/2013
SOM	BADADE	BADADE	1	04/08/2013	04/08/2013
SOM	JAMAAME EAST	JAMAAME EAST	2	26/05/2013	24/07/2013
SOM	KISMAYO	KISMAYO	3	17/05/2013	10/07/2013
SOM	JILIB WEST	JILIB WEST	1	28/06/2013	28/06/2013
SOM	BUAALLE	BUAALLE	1	25/08/2013	25/08/2013
SOM	JILIB EAST	JILIB EAST	1	02/08/2013	02/08/2013
SOM	HIRAN	MAHAS	1	27/07/2013	27/07/2013
SOM	MIDDLE SHABELLE	JOWHAR	2	10/06/2013	23/07/2013
SOM	MIDDLE SHABELLE	ADEN YABAL	1	27/06/2013	27/06/2013
SOM	BANADIR	HODAN	4	17/04/2013	14/07/2013
SOM	DHARKENLEY	DHARKENLEY	4	04/05/2013	01/07/2013
SOM	HELIWA	HELIWA	1	10/06/2013	10/06/2013
SOM	HAMAR JABJAB	HAMAR JABJAB	2	27/04/2013	08/06/2013
SOM	MEDIRA	MEDIRA	2	28/05/2013	04/06/2013
SOM	WABERI	WABERI	1	25/05/2013	25/05/2013
SOM	ABDULAZIZ	ABDULAZIZ	1	19/05/2013	19/05/2013
SOM	DAYNILE	DAYNILE	1	13/05/2013	13/05/2013
SOM	BELET HAWA	BELET HAWA	1	28/06/2013	28/06/2013
SOM	BAKOOL	EL BARDE	1	12/06/2013	12/06/2013
SOM Total			45	17/05/2013	05/10/2013
SYR	ALEPPO	FARDOUS	1	14/07/2013	14/07/2013
SYR Total			1	14/07/2013	14/07/2013
Grand Total			50	17/04/2013	09/11/2013



Table 5: Laboratory investigation of AFP cases with paralysis onset in 2013 up to Week (50/13) / Ending on : (15/12/2013)

Country	Polio laboratories Sequencing performed by CDC and RIVM laboratories	AFP cases with specimens	Preliminary virus isolation results of AFP cases						Poliovirus intratypic differentiation results #										Indicators				Latest report Date				
			Referred for ITD			Pending			Type 1			Type 2			Type 3			% specimens positive for NPEV*	% AFP cases with culture results within 14 days	% AFP cases with ITD results within 7 days	% AFP cases with ITD results within 45 days of onset**						
			L20B+ L20B+NPEV	NPEV only	Negative	received < / = 14 days	received > 14 days ago	Wild	Sabin	VDPV	Wild	Sabin	VDPV	Wild	Sabin	VDPV	Discordant pending sequence					NPEV by PCR		Non-EV	Pending ITD		
Afghanistan	RRL Pakistan	1725	89	12	333	1222	31	38	11	48				25	4	40							18%	100%	99%	98%	07/12/2013
Bahrain	PNL Oman	9			1	7	1																9%	100%		88%	08/12/2013
Djibouti	NPL Kenya	7				5		2															0%			100%	09/12/2013
Egypt**	RRL Egypt	899	15	6	103	711	3	61		8						5				6	5		12%	98%	95%	99%	15/12/2013
Iran	NPL Iran	654	15		6	606	27			7			4	1	3						2		1%	100%	100%	99%	15/12/2013
Iraq	RRL Egypt	410	11		27	306	31	35		9			3		12				1				8%	99%	100%	84%	14/12/2013
Jordan	RRL Tunisia	32			3	29		1															9%	100%			11/12/2013
Kuwait	RRL Kuwait	40			2	35		3															6%	92%		100%	08/12/2013
Lebanon	RRL Egypt	26				13		13															5%	92%		85%	15/12/2013
Libya	RRL Tunisia	55	1		7	44	1	2		1					1								13%	98%	100%	100%	06/12/2013
Morocco	RRL Tunisia	80			9	68	1	2															10%	92%	0%	94%	13/12/2013
Oman	NPL Oman	19			4	14		1															31%	100%		94%	08/12/2013
Pakistan	RRL Pakistan	4254	301	25	860	2917	65	86	70	97			58	44	86				2	5	1		19%	100%	97%	97%	07/12/2013
Palestine & UNRWA		34			5	27		1															16%	10%		80%	08/12/2013
Qatar	NPL Oman	8			1	7																	13%	100%		100%	08/12/2013
Saudi Arabia	NPL Oman	210	2		1	189	16	2		2					3								0%	100%	100%	75%	16/12/2013
Somalia	NPL Kenya	498	187	2	49	222	6	42	138	27			8		27								11%	3%		80%	11/12/2013
Sudan	RRL Egypt	382	7		49	312	13	1		2			3		6								12%	95%	100%	100%	15/12/2013
South Sudan	NPL Kenya	295	7		55	170		64		4			1		2								24%	0%		82%	18/11/2013
Syria	RRL Tunisia	112	17		11	72		12	16				1										9%	80%	100%	89%	27/11/2013
Tunisia	RRL Tunisia	37	1			30	5	1		1													0%	100%	100%	97%	06/12/2013
U.A.E	NPL Oman	27	1		1	24		1		1					1								4%	100%	100%	96%	08/12/2013
Yemen	RRL Egypt	526	40		79	391		16		14			11		18	1	1	3	4				16%	96%	100%	92%	15/12/2013
Total EMR 2013		10339	694	45	1606	7421	200	384	235	221			114	49	204	1	4	14	12				15%	92%	97%	96%	
Total EMR 2012		11004	574	60	1999	8365		4	86	210			115	32	2	242	4	6	24	14			18%	94%	99%	97%	

* Specimens from all sources including non-AFP cases, excluding environmental samples

** This indicator reflects surveillance and laboratory activities

*** Environmental surveillance initiated in Egypt in September 2000 showed the following:

Result	2010	2011	2012	2013
Negative	416	448	401	380
Pending				69
Wild	1		2	
VDPVP2			7	3
VDPVP1			1	
Total	417	448	411	452

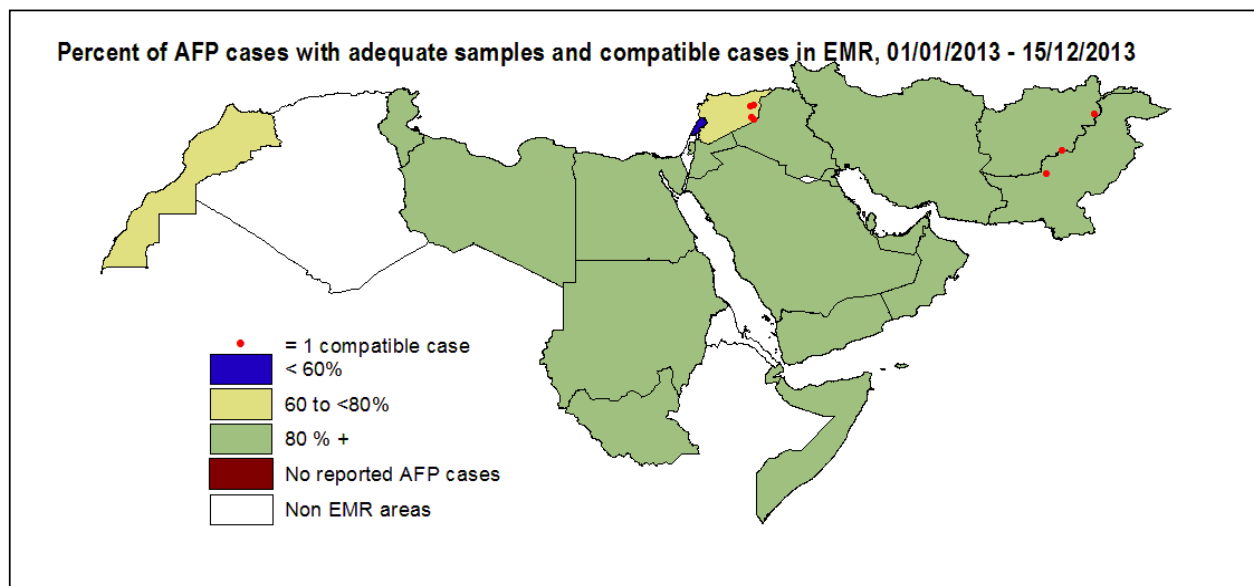
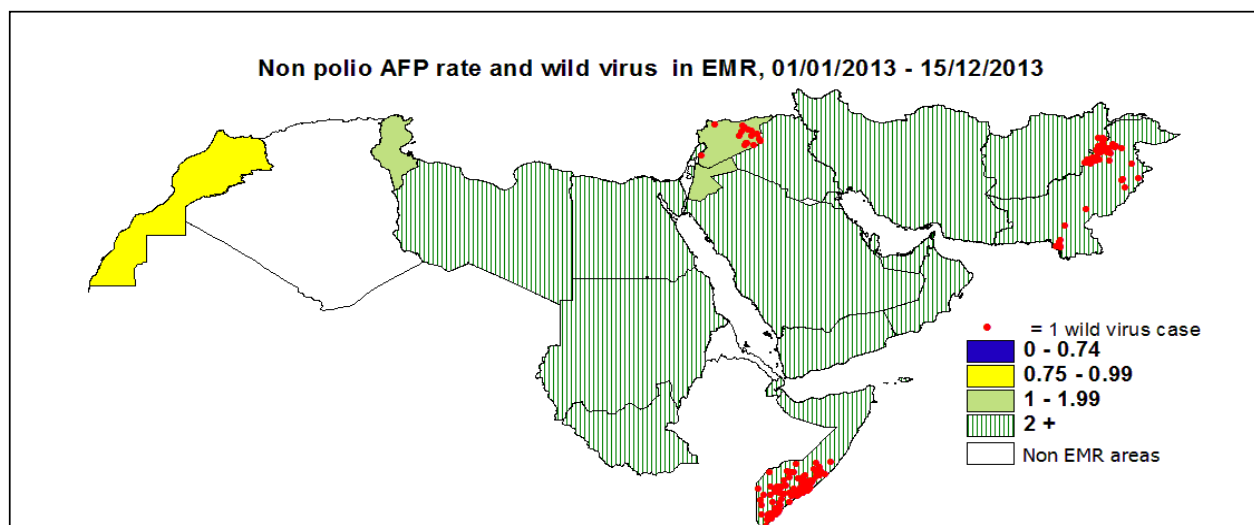
YEAR	Province	Site	Count	First date	Last Date
2013	VDPVP2	CAIRO	AL HAGGANA 2	1	08/01/2013 08/01/2013
		FAYOUM	FAYOUM CITY	1	14/04/2013 14/04/2013
		MINYA	AQURQAS	1	04/03/2013 04/03/2013
VDPVP2 Total			3	08/01/2013 14/04/2013	

**** 3 Environmental specimens taken in West Bank, Palestine were positive for wild polio virus P1. 2 of them were taken from site in West Bank that drains sewage from both Israel and Palestine
Isolation of 1 wild polio virus P1 from environmental specimen collected 20 August 2013 from Gaza, Palestine

****Environmental surveillance initiated in Pakistan in August 2009 showed the following:

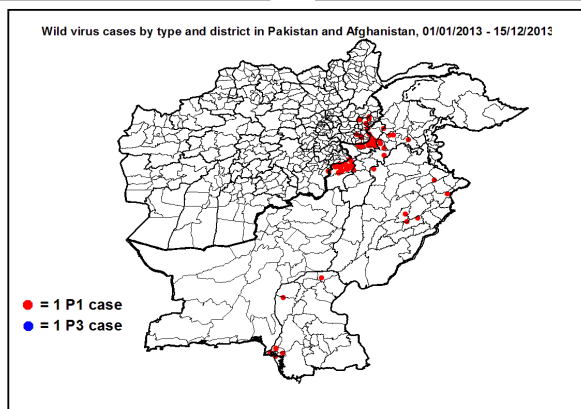
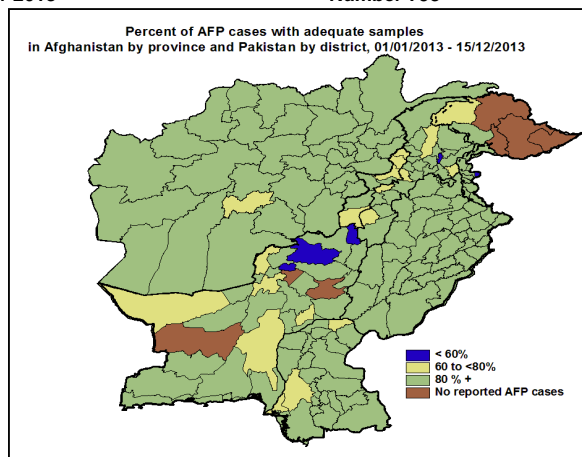
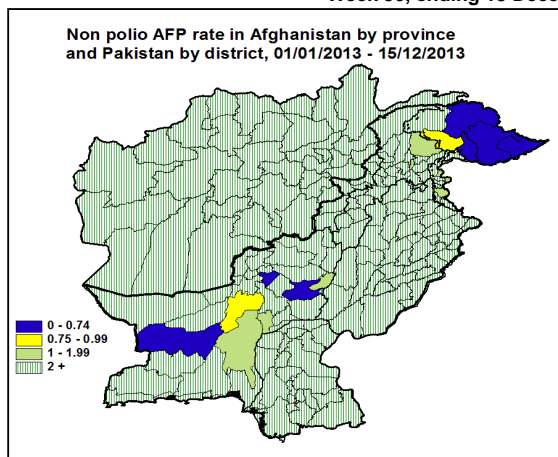
Status	2009	2010	2011	2012	2013
Negative	27	77	68	150	232
pending					20
Wild	18	79	136	89	49
Grand Total	45	156	204	239	301

Year	SITEDIST	SITENAME	Count	Wild	First date	Last date
2013	KHILBALDIA TOWN	SAJJAN GOTH	1		25/10/2013	25/10/2013
	KHILGADAP TOWN	COMPOSITE SAMPLE	6		11/04/2013	22/10/2013
		SOHRAB GOTH	5		29/01/2013	23/10/2013
	KHILGULSHAN-E-IQBAL TOWN	RASHID MINHAS RD LAY	4		22/07/2013	08/11/2013
	PESHAWAR	LARA MA	7		24/01/2013	24/10/2013
		SHAHEEN TOWN	11		11/01/2013	11/11/2013
	RAWALPINDI	SAFDAR ABAD	4		25/03/2013	24/09/2013
	QUETTA	SUR PUL	1		20/02/2013	20/02/2013
	MULTAN	ALI TOWN	1		18/09/2013	18/09/2013
		KOTLA ABDUL FATAH	1		28/08/2013	28/08/2013
	HYDERABAD	TULSIDAS PUMPING STATION	7		10/01/2013	12/08/2013
	FAISALABAD	FAISALABAD COMPOSITE SITE	1		03/01/2013	03/01/2013
2013 Total			49		03/01/2013	11/11/2013



Wild polio cases by country and date of onset of paralysis in EMR, 2012-2013

Year	COUNTRY	P1			P3			P1P3			Total Count	First Case	Last Case
		Count	First Case	Last Case	Count	First Case	Last Case	Count	First Case	Last Case			
2012	AFG	37	01/01/2012	20/12/2012							37	01/01/2012	20/12/2012
	PAK	55	01/01/2012	30/11/2012	2	19/02/2012	18/04/2012	1	04/01/2012	04/01/2012	58	01/01/2012	30/11/2012
2012 Total		92	01/01/2012	20/12/2012	2	19/02/2012	18/04/2012	1	04/01/2012	04/01/2012	95	01/01/2012	20/12/2012
2013	AFG	11	31/01/2013	12/11/2013							11	31/01/2013	12/11/2013
	PAK	75	14/01/2013	26/11/2013							75	14/01/2013	26/11/2013
	SOM	183	17/04/2013	09/10/2013							183	17/04/2013	09/10/2013
	SYR	17	14/07/2013	08/10/2013							17	14/07/2013	08/10/2013
2013 Total		286	14/01/2013	26/11/2013							286	14/01/2013	26/11/2013



Wild Polio cases by district and date of onset of paralysis, Afghanistan 2013

PROVINCE	DISTRICT	Count	First case	Last case
NANGARHAR	BATIKOT	2	08/08/2013	12/11/2013
	BEHSUD	1	11/11/2013	11/11/2013
	SHINWAR	1	06/06/2013	06/06/2013
	LALPUR	1	31/01/2013	31/01/2013
KUNAR	CHAPADARA	1	27/09/2013	27/09/2013
	NARANG	1	19/09/2013	19/09/2013
	WATAPUR	3	23/07/2013	15/09/2013
	KHASKUNAR	1	28/03/2013	28/03/2013
Grand Total		11	31/01/2013	12/11/2013

Wild Polio cases by district and date of onset of paralysis, Pakistan 2013

PROVINCE	DISTRICT	Count	First case	Last case
FATA	WAZIR-N	25	24/05/2013	26/11/2013
	KHYBER	19	24/04/2013	06/11/2013
	FR BANNU	7	03/05/2013	04/11/2013
	FR DIKHAN	1	26/08/2013	26/08/2013
SINDH	KHIBALDIA	1	09/11/2013	09/11/2013
	KHIBINQASIM	2	14/01/2013	18/10/2013
	KASHMORE	1	03/10/2013	03/10/2013
	KHIGADAP	2	09/07/2013	19/09/2013
	DADU	1	22/03/2013	22/03/2013
KHYBER PAKHTOON	PESHAWAR	4	30/06/2013	26/10/2013
	SWABI	1	10/09/2013	10/09/2013
	KOHAT	1	19/08/2013	19/08/2013
	MARDAN	2	12/02/2013	22/04/2013
	MALAKAND	1	08/02/2013	08/02/2013
	BANNU	1	26/01/2013	26/01/2013
PUNJAB	SAHIWAL	1	21/10/2013	21/10/2013
	TTSINGH	2	09/10/2013	21/10/2013
	SHEIKUPURA	1	26/09/2013	26/09/2013
	MBDIN	1	26/05/2013	26/05/2013
	MIANWALI	1	07/02/2013	07/02/2013
Grand Total		75	14/01/2013	26/11/2013



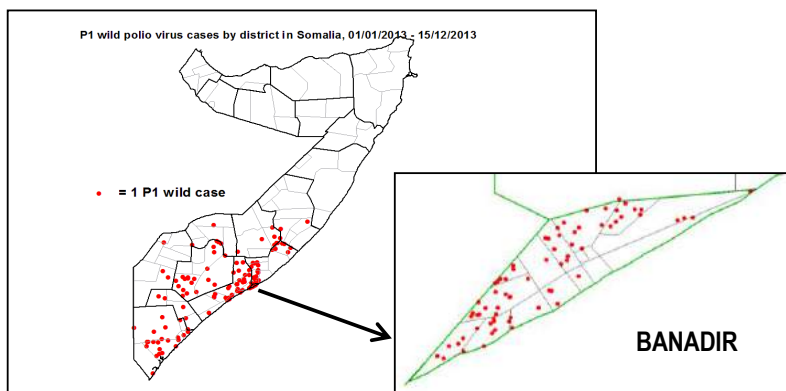
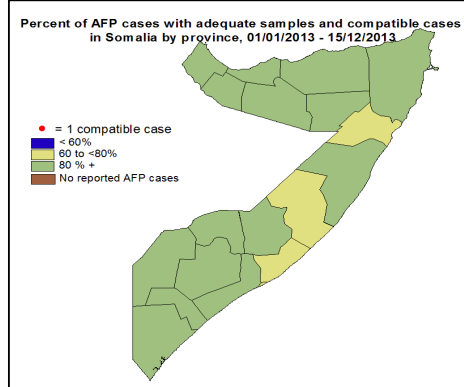
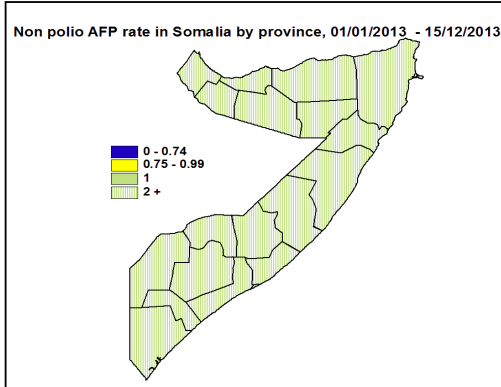
World Health Organization – Regional Office for Eastern Mediterranean

AFP SURVEILLANCE

Week 50, ending 15 December 2013

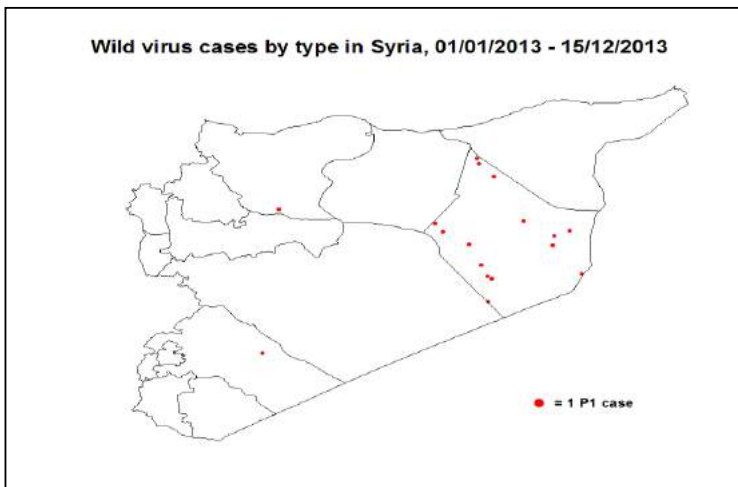
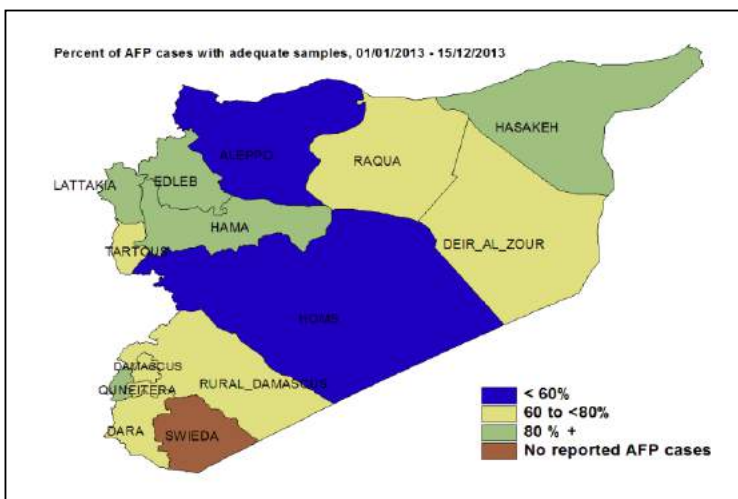
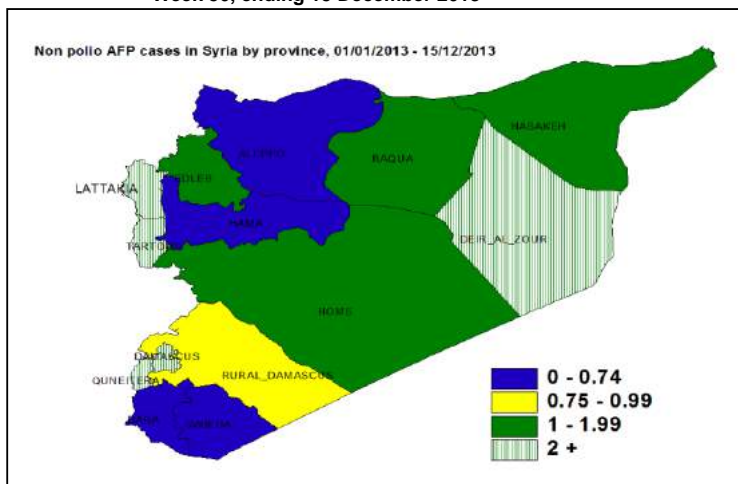
16-Dec-13

Number 793



Wild Polio cases by district and date of onset of paralysis, Somalia 2013

PROVINCE	DISTRICT	P1 Count	First case	Last case
LOWER SHABELLE	KURTUNWAAREY	4	03/06/2013	09/10/2013
	MARKA	11	30/05/2013	30/09/2013
	WANLEWEYNE	5	08/06/2013	18/07/2013
	QORYOLEY	2	23/05/2013	08/07/2013
	AFGOI	10	12/05/2013	20/06/2013
	AWDHEEGLE	1	11/06/2013	11/06/2013
	BRAVA	1	17/05/2013	17/05/2013
LOWER JUBA	AFMADOW / HAGAR	4	14/07/2013	01/10/2013
	KISMAYO	12	17/05/2013	02/09/2013
	BADADE	1	04/08/2013	04/08/2013
	JAMAAME EAST	2	26/05/2013	24/07/2013
	JAMAAME WEST	2	29/06/2013	05/07/2013
HIRAN	JILIB WEST	1	28/06/2013	28/06/2013
HIRAN	MAHAS	5	12/06/2013	29/09/2013
	BULO BURTI	2	19/07/2013	02/08/2013
BAKOOL	WAJID	1	24/09/2013	24/09/2013
BAKOOL	EL BARDE	1	12/06/2013	12/06/2013
BAY	BAIDOA	5	10/06/2013	19/09/2013
	DINSOR	12	06/06/2013	18/08/2013
	BURHAKABA	4	26/04/2013	08/08/2013
GEDO	BARDERA	2	28/08/2013	13/09/2013
	BELET HAWA	1	28/06/2013	28/06/2013
MIDDLE JUBA	BUAALE	1	25/08/2013	25/08/2013
	SALAGLE	2	07/07/2013	10/08/2013
	JILIB EAST	2	29/05/2013	02/08/2013
MIDDLE SHABELLE	JOWHAR	4	08/06/2013	14/08/2013
	BALAD	6	13/06/2013	07/08/2013
	RUNINGOD	1	23/07/2013	23/07/2013
	ADEN YABAL	5	24/05/2013	22/07/2013
	ADALE	1	09/07/2013	09/07/2013
	MAHADAY	1	14/06/2013	14/06/2013
GALGADUD	GALHARERI	1	30/07/2013	30/07/2013
	EL BUR	1	14/07/2013	14/07/2013
BANADIR	DHARKENLEY	6	04/05/2013	19/07/2013
	HODAN	13	17/04/2013	14/07/2013
	HELIWA	8	05/05/2013	14/07/2013
	DAYNILE	6	09/05/2013	11/07/2013
	YAQSHID	9	21/05/2013	11/07/2013
	WARDIGLEY	7	13/05/2013	30/06/2013
	WABERI	3	20/05/2013	25/06/2013
	KARAN	3	26/05/2013	09/06/2013
	HAMAR JABJAB	3	18/04/2013	08/06/2013
	MEDINA	8	12/05/2013	04/06/2013
	HAWALWADAG	1	29/05/2013	29/05/2013
	HAMARWEYNE	1	21/05/2013	21/05/2013
	ABDUL AZIZ	1	19/05/2013	19/05/2013
Grand Total		183	17/04/2013	09/10/2013



Wild cases are plotted within boundaries of province and not by district

Wild Polio cases by district and date of onset of paralysis, Syria 2013

PROVINCE	DISTRICT	Count	First case	Last case
DEIR_AL_ZOUR	MAYADEEN	15	10/09/2013	08/10/2013
RURAL_DAMASCUS	DOUMA	1	17/09/2013	17/09/2013
ALEPPO	FARDOUS	1	14/07/2013	14/07/2013
Grand Total		17	14/07/2013	08/10/2013



**Circulating VDPV cases and date of onset of paralysis in EMR countries by districts
2012-2013**

Year	COUNTRY	PROVINCE	DISTRICT	cVDP2			cVDP3			
				Count	First Case	Last Case	Count	First Case	Last Case	
2012	AFG	KANDAHAR	MAYWAND	1	17/10/2012	17/10/2012				
			PANJWAYI	2	30/10/2012	20/12/2012				
			SPINBOLDAK	1	05/11/2012	05/11/2012				
		HILMAND	KAJAKI	1	02/12/2012	02/12/2012				
			WASHER	1	20/12/2012	20/12/2012				
			NAD-E-ALI	3	03/12/2012	21/12/2012				
			NAHR-E-SARAJ	1	15/11/2012	15/11/2012				
		NAWZAD	1	24/12/2012	24/12/2012					
		AFG Total				11	17/10/2012	24/12/2012		
	PAK	BALOCHISTAN	KABDULAH	15	30/08/2012	14/12/2012				
			SINDH	1	08/12/2012	08/12/2012				
	PAK Total				16	30/08/2012	14/12/2012			
	SOM	LOWER JUBA	KISMAYO	1	23/07/2012	23/07/2012				
	SOM Total				1	23/07/2012	23/07/2012			
YEM	HAJJAH	HARAD				1	24/08/2012	24/08/2012		
		ALHUDAIDAH				1	27/04/2012	27/04/2012		
YEM Total							2	27/04/2012	24/08/2012	
2012 Total				28	23/07/2012	24/12/2012	2	27/04/2012	24/08/2012	
2013	AFG	KANDAHAR	SHAHWALIKOT	1	13/03/2013	13/03/2013				
			HILMAND	2	22/01/2013	20/02/2013				
		AFG Total				3	22/01/2013	13/03/2013		
	PAK	BALOCHISTAN	JAFARABAD	1	11/01/2013	11/01/2013				
			MASTUNG	1	27/06/2013	27/06/2013				
		SINDH	KHIGADAP	4	21/02/2013	03/07/2013				
			MOHMAND	1	13/07/2013	13/07/2013				
		FATA	37	10/04/2013	10/11/2013					
	PAK Total				44	11/01/2013	10/11/2013			
	SOM	LOWER SHABELLE	AFGOI	1	09/01/2013	09/01/2013				
	SOM Total				1	09/01/2013	09/01/2013			
YEM	SAADAH	SAHAR				1	12/07/2013	12/07/2013		
YEM Total							1	12/07/2013	12/07/2013	
2013 Total				48	09/01/2013	10/11/2013	1	12/07/2013	12/07/2013	

In 2012, 3 AFP cases in Afghanistan and 2 cases in Pakistan were identified as VDPVs by contacts

In 2013, 1 AFP case in Somalia was identified as VDPV by contact