



AFP SURVEILLANCE

9-Dec-13

Week 49, ending 08 December 2013

Number 792

Table 1: Acute Flaccid Paralysis (AFP) cases by week of onset

| Country | Reported AFP cases by week of onset - Week (49/13) / Ending on : 08/12/13 | | | | | | | | | | | | | | |
|------------------|---|----------------|-------------------------|-------------------|-------------------|-------------------|-------------------|-------------------|-------------------|-------------------|-------------------|-------------------|-------------------|-------------------|-------------------|
| | Total AFP 2011 | Total AFP 2012 | Total AFP to date, 2013 | W 38 22 Sep 13 | W 39 29 Sep 13 | W 40 06 Oct 13 | W 41 13 Oct 13 | W 42 20 Oct 13 | W 43 27 Oct 13 | W 44 03 Nov 13 | W 45 10 Nov 13 | W 46 17 Nov 13 | W 47 24 Nov 13 | W 48 01 Dec 13 | W 49 08 Dec 13 |
| Afghanistan | 1831 | 1829 | 1749 | 45 | 37 | 38 | 24 | 23 | 40 | 27 | 28 | 35 | 29 | 25 | 3 |
| Bahrain | 10 | 19 | 10 | 0 | 0 | 1 | 0 | 0 | 1 | 1 | 0 | 0 | 1 | 1 | 0 |
| Djibouti | 6 | 6 | 7 | 1 | 1 | 0 | 0 | 0 | 0 | 1 | 0 | 0 | 0 | 0 | 0 |
| Egypt | 1023 | 1022 | 926 | 16 | 20 | 13 | 7 | 16 | 17 | 15 | 20 | 28 | 29 | 16 | 5 |
| Iran | 603 | 689 | 627 | 19 | 17 | 18 | 10 | 12 | 16 | 11 | 13 | 18 | 12 | 6 | 1 |
| Iraq | 530 | 467 | 392 | 9 | 10 | 3 | 7 | 4 | 8 | 9 | 8 | 9 | 14 | 2 | 0 |
| Jordan **** | 30 | 34 | 28 | 0 | 1 | 3 | 0 | 0 | 1 | 1 | 2 | 1 | 1 | | |
| Kuwait | 38 | 36 | 36 | 0 | 0 | 1 | 2 | 0 | 2 | 2 | 3 | 2 | 1 | 0 | 0 |
| Lebanon **** | 22 | 24 | 30 | 0 | 0 | 1 | 1 | 3 | 1 | 1 | 3 | 1 | 0 | 1 | |
| Libya | 35 | 42 | 53 | 0 | 0 | 0 | 0 | 0 | 3 | 1 | 0 | 3 | 0 | | |
| Morocco | 76 | 81 | 92 | 1 | 3 | 4 | 1 | 5 | 0 | 1 | 2 | 0 | 2 | | |
| Oman | 39 | 31 | 19 | 0 | 0 | 2 | 1 | 0 | 0 | 0 | 0 | 0 | 1 | 0 | 0 |
| Pakistan | 5762 | 5036 | 4180 | 103 | 102 | 116 | 68 | 78 | 92 | 73 | 75 | 70 | 51 | 11 | 0 |
| Palestine **** | 17 | 21 | 34 | 2 | 0 | 0 | 2 | 0 | 0 | 0 | 0 | 1 | 1 | 0 | 0 |
| Qatar | 6 | 13 | 8 | 0 | 0 | 0 | 0 | 0 | 0 | 0 | 0 | 0 | 0 | 0 | |
| Saudi Arabia | 213 | 227 | 197 | 10 | 5 | 3 | 2 | 6 | 4 | 4 | 4 | 4 | 3 | 2 | 0 |
| Somalia | 172 | 148 | 503 | 11 | 7 | 6 | 8 | 9 | 6 | 2 | 8 | 6 | 2 | 1 | |
| Sudan | 362 | 384 | 378 | 4 | 11 | 9 | 9 | 12 | 8 | 5 | 9 | 8 | 6 | 9 | 0 |
| South Sudan | 341 | 326 | 295 | 5 | 4 | 4 | 3 | 3 | 1 | 0 | 0 | 0 | | | |
| Syria **** | 168 | 109 | 137 | 5 | 4 | 16 | 1 | 2 | 6 | 5 | 8 | 12 | 0 | 8 | 0 |
| Tunisia | 47 | 61 | 29 | 0 | 0 | 1 | 0 | 0 | 0 | | | | | | |
| U.A.E | 25 | 40 | 31 | 2 | 0 | 0 | 0 | 2 | 0 | 1 | 1 | 0 | 1 | 0 | 0 |
| Yemen | 386 | 475 | 544 | 10 | 10 | 16 | 10 | 9 | 16 | 13 | 9 | 7 | 8 | 5 | 1 |
| Total EMR | 11742 | 11120 | 10305 | 243 | 232 | 255 | 156 | 184 | 222 | 173 | 193 | 205 | 162 | 87 | 10 |

No data = No report received

Table 2: Confirmed polio cases by month of onset

| Country | Total year 2011 | Total year 2012 | 08/12 | | Confirmed polio cases by month of onset | | | | | | | | | | | | |
|------------------|-----------------|-----------------|-----------|------------|---|---------------|------------|------------|-----------|-----------|-----------|-------------|----------------|--------------|---------------|---------------|--|
| | | | 2012 | 2013 | January 2013 | February 2013 | March 2013 | April 2013 | May 2013 | June 2013 | July 2013 | August 2013 | September 2013 | October 2013 | November 2013 | December 2013 | |
| Afghanistan | 80 | 37 | 35 | 11 | 1 | 0 | 1 | 0 | 0 | 0 | 1 | 1 | 2 | 3 | | 2 | |
| Bahrain | 0 | 0 | 0 | 0 | 0 | 0 | 0 | 0 | 0 | 0 | 0 | 0 | 0 | 0 | 0 | | |
| Djibouti | 0 | 0 | 0 | 0 | 0 | 0 | 0 | 0 | 0 | 0 | 0 | 0 | 0 | 0 | 0 | 0 | |
| Egypt | 0 | 0 | 0 | 0 | 0 | 0 | 0 | 0 | 0 | 0 | 0 | 0 | 0 | 0 | 0 | 0 | |
| Iran | 0 | 0 | 0 | 0 | 0 | 0 | 0 | 0 | 0 | 0 | 0 | 0 | 0 | 0 | 0 | 0 | |
| Iraq | 0 | 0 | 0 | 0 | 0 | 0 | 0 | 0 | 0 | 0 | 0 | 0 | 0 | 0 | 0 | 0 | |
| Jordan **** | 0 | 0 | 0 | 0 | 0 | 0 | 0 | 0 | 0 | 0 | 0 | 0 | 0 | 0 | 0 | 0 | |
| Kuwait | 0 | 0 | 0 | 0 | 0 | 0 | 0 | 0 | 0 | 0 | 0 | 0 | 0 | 0 | 0 | 0 | |
| Lebanon **** | 0 | 0 | 0 | 0 | 0 | 0 | 0 | 0 | 0 | 0 | 0 | 0 | 0 | 0 | 0 | 0 | |
| Libya | 0 | 0 | 0 | 0 | 0 | 0 | 0 | 0 | 0 | 0 | 0 | 0 | 0 | 0 | 0 | 0 | |
| Morocco | 0 | 0 | 0 | 0 | 0 | 0 | 0 | 0 | 0 | 0 | 0 | 0 | 0 | 0 | 0 | 0 | |
| Oman | 0 | 0 | 0 | 0 | 0 | 0 | 0 | 0 | 0 | 0 | 0 | 0 | 0 | 0 | 0 | 0 | |
| Pakistan | 198 | 58 | 58 | 74 | 2 | 3 | 1 | 2 | 9 | 4 | 4 | 8 | 19 | 14 | 8 | | |
| Palestine **** | 0 | 0 | 0 | 0 | 0 | 0 | 0 | 0 | 0 | 0 | 0 | 0 | 0 | 0 | 0 | 0 | |
| Qatar | 0 | 0 | 0 | 0 | 0 | 0 | 0 | 0 | 0 | 0 | 0 | 0 | 0 | 0 | 0 | 0 | |
| Saudi Arabia | 0 | 0 | 0 | 0 | 0 | 0 | 0 | 0 | 0 | 0 | 0 | 0 | 0 | 0 | 0 | 0 | |
| Somalia | 0 | 0 | 0 | 183 | 0 | 0 | 0 | 4 | 41 | 67 | 45 | 17 | 7 | 2 | | | |
| Sudan | 0 | 0 | 0 | 0 | 0 | 0 | 0 | 0 | 0 | 0 | 0 | 0 | 0 | 0 | 0 | 0 | |
| South Sudan | 0 | 0 | 0 | 0 | 0 | 0 | 0 | 0 | 0 | 0 | 0 | 0 | 0 | 0 | 0 | 0 | |
| Syria **** | 0 | 0 | 0 | 17 | 0 | 0 | 0 | 0 | 0 | 0 | 1 | 0 | 6 | 10 | | | |
| Tunisia | 0 | 0 | 0 | 0 | 0 | 0 | 0 | 0 | 0 | 0 | 0 | 0 | 0 | 0 | 0 | 0 | |
| U.A.E | 0 | 0 | 0 | 0 | 0 | 0 | 0 | 0 | 0 | 0 | 0 | 0 | 0 | 0 | 0 | 0 | |
| Yemen | 0 | 0 | 0 | 0 | 0 | 0 | 0 | 0 | 0 | 0 | 0 | 0 | 0 | 0 | 0 | 0 | |
| Total EMR | 278 | 95 | 93 | 285 | 3 | 3 | 2 | 6 | 50 | 72 | 51 | 27 | 35 | 26 | 10 | 0 | |

**** UNRWA cases are included with those of country of residence



World Health Organization – Regional Office for Eastern Mediterranean

AFP SURVEILLANCE

9-Dec-13

Week 49, ending 08 December 2013

Number 792

Table 3: Investigation of AFP cases with paralysis onset in 2012 & 2013 up to Week (49/13) / Ending on : (08/12/13)

| COUNTRY | 2012 | | | | | | | | | | | 2013 | | | | | | | | | | | Latest line List Date | | |
|--------------|----------------------------|-------------------------------|------------------|------------------------|---------------------------|------|-----------------------|--|--|-------------------------------|-------------------------------|--------------------|--------------------|----------------------------|---------------------|------------------------|---------------------------|------|-----|----------------------------------|--|----------|-----------------------|--|-------------------------------|
| | AFP | | | | | | | | | Specimen | Wild cases | | AFP | | | | | | | | | Specimen | | Wild cases | |
| | Total AFP cases onset 2012 | Case classification | | | | | Non polio AFP rate ** | AFP cases pending classification > 90 days from onset of paralysis | AFP cases pending classification and lab > 90 days from onset of paralysis | | % with *** adequate specimens | Wild P1 Poliovirus | Wild P3 Poliovirus | Total AFP cases onset 2013 | Case classification | | | | | Annualized Non polio AFP rate ** | AFP cases pending classification > 90 days from onset of paralysis | | | AFP cases pending classification and lab > 90 days from onset of paralysis | % with *** adequate specimens |
| | | Total Confirmed Polio Cases * | Polio Compatible | Pending Classification | Discarded (non polio AFP) | VDPV | | | | Total Confirmed Polio Cases * | | | | | Polio Compatible | Pending Classification | Discarded (non polio AFP) | VDPV | | | | | | | |
| Afghanistan | 1829 | 37 | 7 | 0 | 1774 | 11 | 9.4 | 0 | 0 | 92.3 | 37 | 0 | 1749 | 11 | 1 | 115 | 1618 | 4 | 9.8 | 0 | 0 | 93.7 | 11 | 0 | 09/12/2013 |
| Bahrain | 19 | 0 | 0 | 0 | 19 | 0 | 7.0 | 0 | 0 | 94.7 | 0 | 0 | 10 | 0 | 0 | 4 | 6 | 0 | 3.9 | 0 | 0 | 90.0 | 0 | 0 | 09/12/2013 |
| Djibouti | 6 | 0 | 0 | 0 | 6 | 0 | 2.0 | 0 | 0 | 66.7 | 0 | 0 | 7 | 0 | 0 | 6 | 1 | 0 | 2.5 | 2 | 0 | 85.7 | 0 | 0 | 09/12/2013 |
| Egypt | 1022 | 0 | 0 | 0 | 1021 | 1 | 3.2 | 0 | 0 | 91.6 | 0 | 0 | 926 | 0 | 0 | 117 | 809 | 0 | 3.0 | 0 | 0 | 90.6 | 0 | 0 | 05/12/2013 |
| Iran | 689 | 0 | 0 | 0 | 687 | 2 | 3.5 | 0 | 0 | 92.5 | 0 | 0 | 627 | 0 | 0 | 114 | 512 | 1 | 3.8 | 0 | 0 | 95.5 | 0 | 0 | 07/12/2013 |
| Iraq | 467 | 0 | 0 | 0 | 467 | 2 | 3.2 | 0 | 0 | 89.7 | 0 | 0 | 392 | 0 | 0 | 73 | 319 | 0 | 2.9 | 23 | 4 | 83.9 | 0 | 0 | 08/12/2013 |
| Jordan | 34 | 0 | 0 | 0 | 34 | 0 | 1.4 | 0 | 0 | 85.3 | 0 | 0 | 28 | 0 | 0 | 10 | 18 | 0 | 1.2 | 0 | 0 | 89.3 | 0 | 0 | 24/11/2013 |
| Kuwait | 36 | 0 | 0 | 0 | 36 | 0 | 4.7 | 0 | 0 | 86.1 | 0 | 0 | 36 | 0 | 0 | 1 | 35 | 0 | 5.1 | 0 | 0 | 94.4 | 0 | 0 | 08/12/2013 |
| Lebanon | 24 | 0 | 0 | 0 | 24 | 0 | 2.0 | 0 | 0 | 50.0 | 0 | 0 | 30 | 0 | 0 | 21 | 9 | 0 | 3.2 | 9 | 0 | 40.0 | 0 | 0 | 30/11/2013 |
| Libya | 42 | 0 | 0 | 0 | 42 | 0 | 2.1 | 0 | 0 | 97.6 | 0 | 0 | 53 | 0 | 0 | 9 | 44 | 0 | 2.8 | 3 | 2 | 92.5 | 0 | 0 | 30/11/2013 |
| Morocco | 81 | 0 | 0 | 0 | 81 | 0 | 0.8 | 0 | 0 | 81.5 | 0 | 0 | 92 | 0 | 0 | 15 | 77 | 0 | 0.9 | 3 | 0 | 71.7 | 0 | 0 | 29/11/2013 |
| Oman | 31 | 0 | 0 | 0 | 31 | 0 | 3.9 | 0 | 0 | 100.0 | 0 | 0 | 19 | 0 | 0 | 1 | 18 | 0 | 2.6 | 0 | 0 | 89.5 | 0 | 0 | 09/12/2013 |
| Pakistan | 5036 | 58 | 6 | 0 | 4956 | 16 | 6.5 | 0 | 0 | 88.6 | 56 # | 3 # | 4180 | 74 | 2 | 346 | 3714 | 45 | 5.7 | 167 | 6 | 89.5 | 74 | 0 | 08/12/2013 |
| Palestine | 21 | 0 | 0 | 0 | 21 | 0 | 1.2 | 0 | 0 | 95.2 | 0 | 0 | 34 | 0 | 0 | 4 | 30 | 0 | 2.1 | 0 | 0 | 94.1 | 0 | 0 | 08/12/2013 |
| Qatar | 13 | 0 | 0 | 0 | 13 | 0 | 5.6 | 0 | 0 | 92.3 | 0 | 0 | 8 | 0 | 0 | 0 | 8 | 0 | 3.7 | 0 | 0 | 100.0 | 0 | 0 | 01/12/2013 |
| Saudi Arabia | 227 | 0 | 0 | 0 | 227 | 0 | 2.6 | 0 | 0 | 96.0 | 0 | 0 | 197 | 0 | 0 | 45 | 152 | 0 | 2.3 | 0 | 0 | 95.9 | 0 | 0 | 08/12/2013 |
| Somalia | 148 | 0 | 2 | 0 | 145 | 1 | 2.9 | 0 | 0 | 98.0 | 0 | 0 | 503 | 183 | 0 | 72 | 247 | 1 | 6.2 | 35 | 11 | 86.3 | 183 | 0 | 06/12/2013 |
| Sudan | 384 | 0 | 0 | 0 | 383 | 1 | 2.5 | 0 | 0 | 96.9 | 0 | 0 | 378 | 0 | 0 | 24 | 353 | 1 | 2.5 | 0 | 0 | 97.6 | 0 | 0 | 08/12/2013 |
| South Sudan | 326 | 0 | 0 | 0 | 325 | 1 | 4.0 | 0 | 0 | 94.2 | 0 | 0 | 295 | 0 | 0 | 75 | 220 | 0 | 3.8 | 46 | 33 | 93.2 | 0 | 0 | 18/11/2013 |
| Syria | 109 | 0 | 0 | 0 | 109 | 1 | 1.1 | 0 | 0 | 84.4 | 0 | 0 | 137 | 17 | 4 | 31 | 85 | 0 | 1.5 | 0 | 0 | 70.1 | 17 | 0 | 08/12/2013 |
| Tunisia | 61 | 0 | 0 | 0 | 61 | 0 | 2.4 | 0 | 0 | 78.7 | 0 | 0 | 29 | 0 | 0 | 1 | 28 | 0 | 1.2 | 1 | 0 | 82.8 | 0 | 0 | 01/11/2013 |
| U.A.E | 40 | 0 | 0 | 0 | 40 | 0 | 4.0 | 0 | 0 | 100.0 | 0 | 0 | 31 | 0 | 0 | 2 | 29 | 0 | 3.3 | 0 | 0 | 100.0 | 0 | 0 | 08/12/2013 |
| Yemen | 475 | 0 | 0 | 0 | 471 | 4 | 4.0 | 0 | 0 | 93.3 | 0 | 0 | 544 | 0 | 0 | 27 | 516 | 1 | 4.8 | 3 | 0 | 91.4 | 0 | 0 | 08/12/2013 |
| EMR | 11120 | 95 | 15 | 0 | 10973 | 40 | 4.5 | 0 | 0 | 90.6 | 93 | 3 | 10305 | 285 | 7 | 1113 | 8848 | 53 | 4.4 | 292 | 56 | 90.5 | 285 | 0 | |
| 2011 | 11742 | 278 | 45 | 0 | 11395 | 24 | 4.8 | 0 | 0 | 90.0 | 276 | 2 | | | | | | | | | | | | | |

* Confirmed polio cases refer to wild isolation from AFP cases or from contacts of negative index AFP cases

** Non-polio AFP per 100,000 children <15 years

*** Adequate here refers to two stool specimens collected at least 24 hours apart, within 14 days of paralysis onset

**** AFP cases co infected with P1 and P3 are counted separately as wild isolates

In 2012, 1 AFP case in Pakistan had co infection P1 & P3 from 2 contacts P1 & P3



Table 4: Investigation of contacts of AFP cases with paralysis onset in 2013 up to Week (49/13) / Ending on : (08/12/2013)

| Country | No. of AFP cases | No. of eligible AFP cases for contact sampling* | % of eligible AFP cases with contact samplings | % of eligible AFP cases with 3+ contacts | Total number of Contacts** | % of contacts under 5 years | % of contacts with specimens collected within 7 days of notification of index | % Contact specimens in lab within 3 days of collection | % Contact specimens positive for NPEV | % Contact specimens positive for Sabin like virus | No. of contacts positive for wild virus | % of wild polio virus isolation from contacts | No. of Contacts positive for VDPVs | No. of -ve index AFP cases identified positive by contact | No. of district identified infected from contacts |
|------------------|------------------|---|--|--|----------------------------|-----------------------------|---|--|---------------------------------------|---|---|---|------------------------------------|---|---|
| Afghanistan | 1749 | 110 | 85.5 | 85.5 | 771 | 94.7 | 79.1 | 24.0 | 23.1 | 5.3 | 0 | 0.0 | | 0 | 0 |
| Bahrain | 10 | 1 | 0.0 | 0.0 | 0 | | | | | | 0 | | | 0 | 0 |
| Djibouti | 7 | 1 | 0.0 | 0.0 | 6 | 66.7 | 50.0 | 0.0 | 0.0 | 0.0 | 0 | 0.0 | | 0 | 0 |
| Egypt | 926 | 99 | 74.7 | 73.7 | 393 | 77.1 | 60.3 | 98.5 | 14.5 | 2.1 | 0 | 0.0 | | 0 | 0 |
| Iran | 627 | 28 | 96.4 | 92.9 | 133 | 69.9 | 45.9 | 71.4 | 2.3 | 3.0 | 0 | 0.0 | | 0 | 0 |
| Iraq | 392 | 63 | 61.9 | 49.2 | 162 | 63.0 | 15.4 | 76.5 | 9.9 | 1.2 | 0 | 0.0 | | 0 | 0 |
| Jordan | 28 | 3 | 0.0 | 0.0 | 0 | | | | | | 0 | | | 0 | 0 |
| Kuwait | 36 | 2 | 100.0 | 100.0 | 80 | 52.5 | 83.8 | 100.0 | 9.2 | 0.0 | 0 | 0.0 | | 0 | 0 |
| Lebanon | 30 | 18 | 22.2 | 5.6 | 12 | 58.3 | 100.0 | 28.6 | 0.0 | 0.0 | 0 | 0.0 | | 0 | 0 |
| Libya | 53 | 4 | 0.0 | 0.0 | 0 | | | | | | 0 | | | 0 | 0 |
| Morocco | 92 | 26 | 50.0 | 42.3 | 59 | 52.5 | 25.4 | 55.8 | 1.9 | 5.8 | 0 | 0.0 | | 0 | 0 |
| Oman | 19 | 2 | 0.0 | 0.0 | 44 | 86.4 | 18.2 | 100.0 | 15.9 | 6.8 | 0 | 0.0 | | 0 | 0 |
| Pakistan | 4180 | 437 | 80.8 | 76.9 | 1237 | 88.5 | 61.8 | 70.8 | 27.5 | 5.5 | 5 | 0.4 | | 4 | 3 |
| Palestine | 34 | 2 | 0.0 | 0.0 | 0 | | | | | | 0 | | | 0 | 0 |
| Qatar | 8 | 0 | | | 0 | | | | | | 0 | | | 0 | 0 |
| Saudi Arabia | 197 | 8 | 100.0 | 100.0 | 26 | 26.9 | 38.5 | 33.3 | 0.0 | 0.0 | 0 | 0.0 | | 0 | 0 |
| Somalia | 503 | 69 | 75.4 | 73.9 | 1766 | 83.5 | 91.1 | 26.6 | 10.1 | 8.9 | 289 | 23.3 | 1 | 44 | 13 |
| Sudan | 378 | 9 | 55.6 | 55.6 | 235 | 83.8 | 59.6 | 40.9 | 10.7 | 4.0 | 0 | 0.0 | 1 | 0 | 0 |
| South Sudan | 295 | 20 | 90.0 | 80.0 | 849 | 85.3 | 91.2 | 2.4 | 18.9 | 2.6 | 0 | 0.0 | | 0 | 0 |
| Syria | 137 | 41 | 29.3 | 7.3 | 35 | 37.1 | 31.4 | 71.0 | 3.2 | 0.0 | 1 | 3.2 | | 1 | 1 |
| Tunisia | 29 | 5 | 20.0 | 0.0 | 7 | 28.6 | 42.9 | 83.3 | 0.0 | 0.0 | 0 | 0.0 | | 0 | 0 |
| U.A.E. | 31 | 0 | | | 0 | | | | | | 0 | | | 0 | 0 |
| Yemen | 544 | 47 | 61.7 | 55.3 | 623 | 63.2 | 74.0 | 10.6 | 17.8 | 7.1 | 0 | 0.0 | | 0 | 0 |
| Grand Total 2013 | 10305 | 995 | 73.5 | 68.6 | 6438 | 81.7 | 74.7 | 41.0 | 17.5 | 5.5 | 295 | 5.3 | 2 | 49 | 17 |
| Grand Total 2012 | 11120 | 1061 | 83.6 | 79.2 | 5762 | 82.9 | 70.4 | 45.1 | 18.6 | 3.3 | 10 | 0.2 | 11 | 7 | 5 |

* Eligible refers to AFP cases with inadequate stool specimens

** Total number of contacts from eligible AFP cases and from other AFP cases as per with country criteria for contact sampling

Last wild contacts in EMRO, 01/01/2012- 08/12/2013

| Year | Country | Data | Date of Most Recent stool collection |
|-------------------|-------------|------------------------|--------------------------------------|
| | | Count of wild contacts | |
| 2012 | Afghanistan | 3 | 10/11/2012 |
| | Pakistan | 7 | 08/10/2012 |
| 2012 Total | | 10 | 10/11/2012 |
| 2013 | Pakistan | 5 | 17/11/2013 |
| | SOM | 289 | 25/10/2013 |
| | SYR | 1 | 04/09/2013 |
| 2013 Total | | 295 | 17/11/2013 |

Number and distribution by district of -ve index AFP cases identified as wild positive by contact in EMR, 2013

| COUNTRY | PROVINCE | DISTRICT | Count | First case | Last case | | |
|--------------------|-----------------|-----------------|--------------|-------------------|-------------------|-------------------|-------------------|
| PAK | SINDH | KHIBALDIA | 1 | 09/11/2013 | 09/11/2013 | | |
| | | KHIBINQASIM | 1 | 18/10/2013 | 18/10/2013 | | |
| | | KASHIMORE | 1 | 03/10/2013 | 03/10/2013 | | |
| | | SWABI | 1 | 10/09/2013 | 10/09/2013 | | |
| PAK Total | | | 4 | 10/09/2013 | 09/11/2013 | | |
| SOM | LOWER SHABELLE | KURTUNWAAAREY | 1 | 09/10/2013 | 09/10/2013 | | |
| | | WANLEWEYNE | 1 | 08/06/2013 | 08/06/2013 | | |
| | BRVA | | 1 | 17/05/2013 | 17/05/2013 | | |
| | | | 1 | 28/05/2013 | 28/05/2013 | | |
| | LOWER JUBA | AFMADOW / HAGAR | 2 | 08/08/2013 | 14/09/2013 | | |
| | | BADADE | 1 | 04/08/2013 | 04/08/2013 | | |
| | | JAMAAME EAST | 2 | 26/05/2013 | 24/07/2013 | | |
| | KISMAYO | | 3 | 17/05/2013 | 10/07/2013 | | |
| | | | 1 | 28/05/2013 | 28/06/2013 | | |
| | MIDDLE JUBA | BUAALE | 1 | 25/08/2013 | 25/08/2013 | | |
| | | JILIB WEST | 1 | 02/08/2013 | 02/08/2013 | | |
| | BAY | BAIDOA | 2 | 16/06/2013 | 19/08/2013 | | |
| | | DINSOR | 4 | 01/07/2013 | 16/07/2013 | | |
| | HIRAN | BURHAKABA | 2 | 26/04/2013 | 24/06/2013 | | |
| | | MAHAS | 1 | 27/07/2013 | 27/07/2013 | | |
| | MIDDLE SHABELLE | JOWHAR | 2 | 10/06/2013 | 23/07/2013 | | |
| | | ADEN YABAL | 1 | 27/06/2013 | 27/06/2013 | | |
| | BANADIR | HODAN | 4 | 17/04/2013 | 14/07/2013 | | |
| | | DHARKENLEY | 4 | 04/05/2013 | 01/07/2013 | | |
| | SYR | ALEPPO | HELIWA | 1 | 10/06/2013 | 10/06/2013 | |
| | | | HAMAR JABJAB | 2 | 27/04/2013 | 08/06/2013 | |
| | | | MEDINA | 2 | 28/05/2013 | 04/06/2013 | |
| WABERH | | | 1 | 25/05/2013 | 25/05/2013 | | |
| ABDUL AZIZ | | | 1 | 19/05/2013 | 19/05/2013 | | |
| DAYNILE | | | 1 | 13/05/2013 | 13/05/2013 | | |
| BELET HAWA | | | 1 | 28/06/2013 | 28/06/2013 | | |
| EL BARDE | | | 1 | 12/06/2013 | 12/06/2013 | | |
| SOM Total | | | | | 34 | 17/05/2013 | 09/11/2013 |
| SYR Total | | | | | 1 | 14/07/2013 | 14/07/2013 |
| Grand Total | | | 49 | 17/04/2013 | 09/11/2013 | | |



Table 5: Laboratory investigation of AFP cases with paralysis onset in 2013 up to Week (49/13) / Ending on : (08/12/2013)

| Country | Polio laboratories Sequencing performed by CDC and RIVM laboratories | AFP cases with specimens | Preliminary virus isolation results of AFP cases | | | | | | Poliovirus intratypic differentiation results # | | | | | | | | | Indicators | | | | Latest report Date | | | | |
|-------------------|---|--------------------------|--|-----------|----------|------------------------|------------------------|------|---|------|------|--------|------|------|--------|------|-----------------------------|--------------------------------|---|--|--|--------------------|-------------|--------|-------------|--|
| | | | Referred for ITD | | | Pending | | | Type 1 | | | Type 2 | | | Type 3 | | | % specimens positive for NPEV* | % AFP cases with culture results within 14 days | % AFP cases with ITD results within 7 days | % AFP cases with ITD results within 45 days of onset** | | | | | |
| | | | L20B+ L20B+NPEV | NPEV only | Negative | received < / = 14 days | received > 14 days ago | Wild | Sabin | VDPV | Wild | Sabin | VDPV | Wild | Sabin | VDPV | Discordant pending sequence | | | | | | NPEV by PCR | Non-EV | Pending ITD | |
| Afghanistan | RRL Pakistan | 1725 | 89 | 12 | 333 | 1222 | 69 | | 11 | 48 | | | 25 | 4 | 40 | | | | | | 18% | 100% | 99% | 98% | 07/12/2013 | |
| Bahrain | PNL Oman | 9 | | | 1 | 7 | 1 | | | | | | | | | | | | | | 9% | 100% | | 88% | 08/12/2013 | |
| Djibouti | NPL Kenya | 7 | | | | 5 | | 2 | | | | | | | | | | | | | 0% | | | 100% | 09/12/2013 | |
| Egypt** | RRL Egypt | 865 | 15 | 6 | 103 | 711 | | 30 | | 8 | | | | | 5 | | 6 | 5 | | | 12% | 98% | 95% | 99% | 09/12/2013 | |
| Iran | NPL Iran | 628 | 15 | | 6 | 591 | 16 | | | 7 | | | 4 | 1 | 3 | | | 2 | | | 1% | 100% | 100% | 99% | 08/12/2013 | |
| Iraq | RRL Egypt | 388 | 11 | | 27 | 291 | 25 | 34 | | 9 | | | 3 | | 12 | | 1 | | | | 9% | 99% | 100% | 84% | 07/12/2013 | |
| Jordan | RRL Tunisia | 32 | | | 3 | 27 | 2 | 1 | | | | | | | | | | | | | 9% | 100% | | | 04/12/2013 | |
| Kuwait | RRL Kuwait | 40 | | | 2 | 35 | 1 | 2 | | | | | | | | | | | | | 6% | 92% | | 100% | 08/12/2013 | |
| Lebanon | RRL Egypt | 22 | | | | 13 | | 9 | | | | | | | | | | | | | 5% | 92% | | 85% | 09/12/2013 | |
| Libya | RRL Tunisia | 55 | 1 | | 7 | 44 | 3 | | | 1 | | | | | 1 | | | | | | 13% | 98% | 100% | 100% | 06/12/2013 | |
| Morocco | RRL Tunisia | 80 | | | 8 | 67 | 3 | 1 | | | | | | | | | | | | | 9% | 92% | 0% | 94% | 06/12/2013 | |
| Oman | NPL Oman | 19 | | | 4 | 14 | 1 | | | | | | | | | | | | | | 31% | 100% | | 94% | 08/12/2013 | |
| Pakistan | RRL Pakistan | 4254 | 301 | 25 | 860 | 2917 | 150 | 1 | 70 | 97 | | | 58 | 44 | 86 | | 2 | 5 | 1 | | 19% | 100% | 97% | 97% | 07/12/2013 | |
| Palestine & UNRWA | | 34 | | | 5 | 27 | | 1 | | | | | | | | | | | | | 16% | 10% | | 80% | 08/12/2013 | |
| Qatar | NPL Oman | 8 | | | 1 | 7 | | | | | | | | | | | | | | | 13% | 100% | | 100% | 08/12/2013 | |
| Saudi Arabia | NPL Oman | 197 | 2 | | 1 | 187 | 5 | 2 | | 2 | | | | | 3 | | | | | | 0% | 100% | 100% | 75% | 04/12/2013 | |
| Somalia | NPL Kenya | 501 | 189 | 2 | 49 | 222 | 2 | 47 | 139 | 29 | | | 8 | | 28 | | | | | | 11% | 3% | | 80% | 06/12/2013 | |
| Sudan | RRL Egypt | 377 | 7 | | 49 | 301 | 18 | 2 | | 2 | | | 3 | | 6 | | | | | | 12% | 94% | 100% | 100% | 08/12/2013 | |
| South Sudan | NPL Kenya | 295 | 7 | | 55 | 170 | | 64 | | 4 | | | 1 | | 2 | | | | | | 24% | 0% | | 82% | 18/11/2013 | |
| Syria | RRL Tunisia | 112 | 17 | | 11 | 72 | | 12 | 16 | | | | 1 | | | | | | | | 9% | 80% | 100% | 89% | 27/11/2013 | |
| Tunisia | RRL Tunisia | 37 | 1 | | | 30 | 6 | | | 1 | | | | | | | | | | | 0% | 100% | 100% | 97% | 06/12/2013 | |
| U.A.E | NPL Oman | 27 | 1 | | 1 | 24 | 1 | | | 1 | | | | | 1 | | | | | | 4% | 100% | 100% | 96% | 08/12/2013 | |
| Yemen | RRL Egypt | 521 | 40 | | 79 | 391 | | 11 | | 14 | | | 11 | | 18 | 1 | 1 | 3 | 4 | | 16% | 96% | 100% | 92% | 09/12/2013 | |
| Total EMR 2013 | | 10233 | 696 | 45 | 1605 | 7375 | 303 | 219 | 236 | 223 | | | 114 | 49 | 205 | 1 | 4 | 14 | 12 | | 15% | 92% | 97% | 96% | | |
| Total EMR 2012 | | 11004 | 574 | 60 | 1999 | 8365 | | 4 | 86 | 210 | | | 115 | 32 | 2 | 242 | 4 | 6 | 24 | 14 | | 18% | 94% | 99% | 97% | |

* Specimens from all sources including non-AFP cases, excluding environmental samples

** This indicator reflects surveillance and laboratory activities

*** Environmental surveillance initiated in Egypt in September 2000 showed the following:

| Result | 2010 | 2011 | 2012 | 2013 |
|----------|------|------|------|------|
| Negative | 416 | 448 | 401 | 377 |
| Pending | | | | 52 |
| Wild | 1 | | 2 | |
| VDPVP2 | | | 7 | 3 |
| VDPVP1 | | | 1 | |
| Total | 417 | 448 | 411 | 432 |

| YEAR | Province | Site | Count | First date | Last Date |
|--------------|----------|--------|--------------|-----------------------|-----------------------|
| 2013 | VDPVP2 | CAIRO | AL HAGGANA 2 | 1 | 08/01/2013 08/01/2013 |
| | | FAYOUM | FAYOUM CITY | 1 | 14/04/2013 14/04/2013 |
| | | MINYA | AQURQAS | 1 | 04/03/2013 04/03/2013 |
| VDPVP2 Total | | | 3 | 08/01/2013 14/04/2013 | |

**** 3 Environmental specimens taken in West Bank, Palestine were positive for wild polio virus P1. 2 of them were taken from site in West Bank that drains sewage from both Israel and Palestine
Isolation of 1 wild polio virus P1 from environmental specimen collected 20 August 2013 from Gaza, Palestine

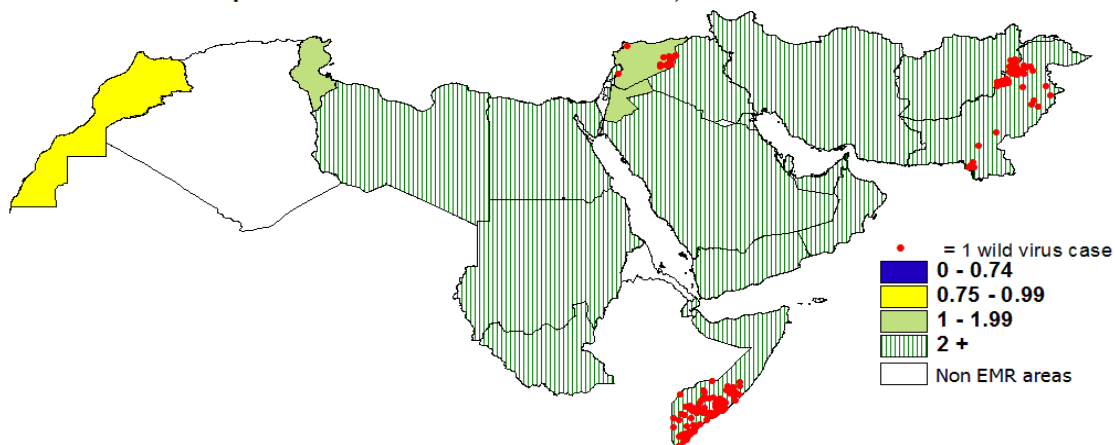
****Environmental surveillance initiated in Pakistan in August 2009 showed the following:

| Status | 2009 | 2010 | 2011 | 2012 | 2013 |
|-------------|------|------|------|------|------|
| Negative | 27 | 77 | 68 | 150 | 232 |
| pending | | | | | 20 |
| Wild | 18 | 79 | 136 | 89 | 49 |
| Grand Total | 45 | 156 | 204 | 239 | 301 |

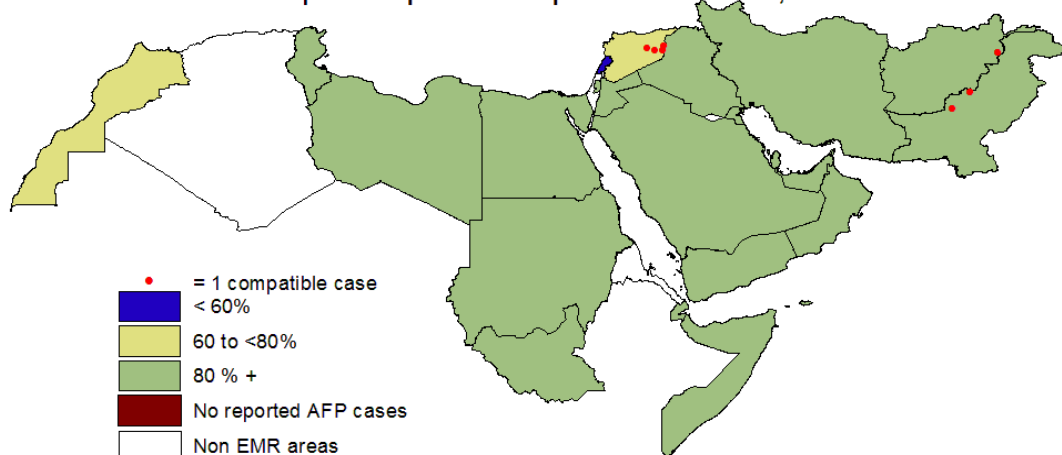
| Year | SITEDIST | SITENAME | Count | Wild | First date | Last date |
|------------|--------------------------|---------------------------|-------|------|------------|------------|
| 2013 | KHL BALDIA TOWN | SAJJAN GOTH | 1 | | 25/10/2013 | 25/10/2013 |
| | KHL GADAP TOWN | COMPOSITE SAMPLE | 6 | | 11/04/2013 | 22/10/2013 |
| | | SOHRAB GOTH | 5 | | 29/01/2013 | 23/10/2013 |
| | KHL GULSHAN-E IQBAL TOWN | RASHID MINHAS RD LAY | 4 | | 22/07/2013 | 08/11/2013 |
| | PESHAWAR | LARA MA | 7 | | 24/01/2013 | 24/10/2013 |
| | | SHAHEEN TOWN | 11 | | 11/01/2013 | 11/11/2013 |
| | RAWALPINDI | SAFDAR ABAD | 4 | | 25/03/2013 | 24/09/2013 |
| | QUETTA | SUR PUL | 1 | | 20/02/2013 | 20/02/2013 |
| | MULTAN | ALI TOWN | 1 | | 18/09/2013 | 18/09/2013 |
| | | KOTLA ABDUL FATAH | 1 | | 28/08/2013 | 28/08/2013 |
| | HYDERABAD | TULSIDAS PUMPING STATION | 7 | | 10/01/2013 | 12/08/2013 |
| | FAISALABAD | FAISALABAD COMPOSITE SITE | 1 | | 03/01/2013 | 03/01/2013 |
| 2013 Total | | | 49 | | 03/01/2013 | 11/11/2013 |



Non polio AFP rate and wild virus in EMR, 01/01/2013 - 08/12/2013

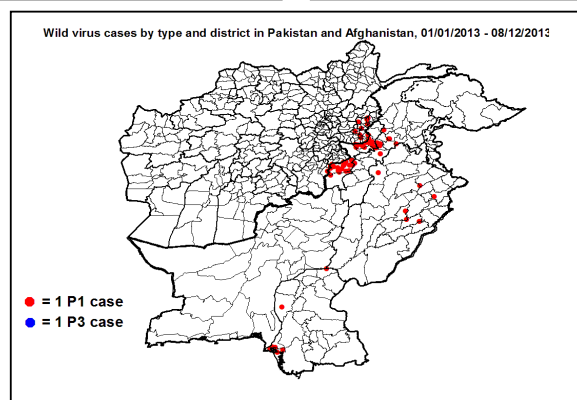
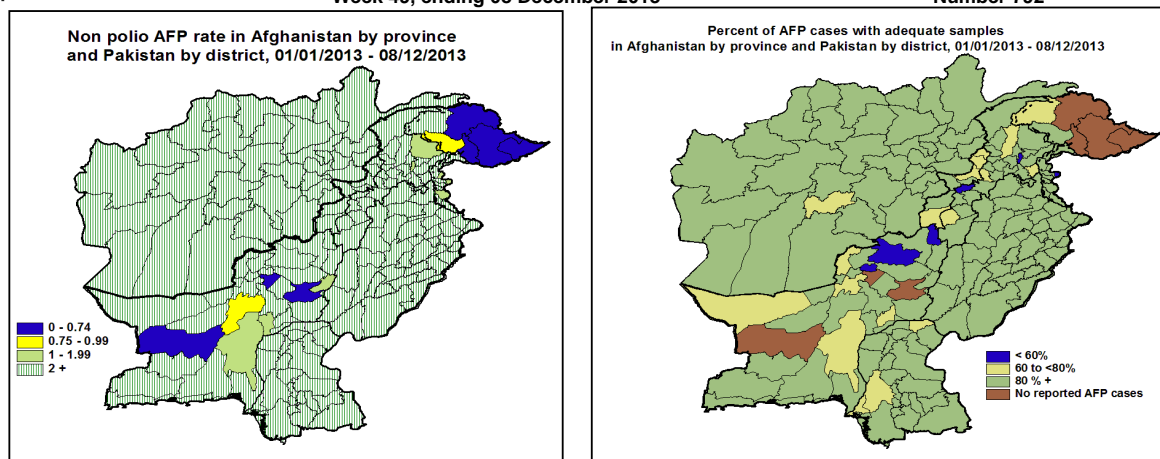


Percent of AFP cases with adequate samples and compatible cases in EMR, 01/01/2013 - 08/12/2013



Wild polio cases by country and date of onset of paralysis in EMR, 2012-2013

| Year | COUNTRY | P1 | | | P3 | | | P1P3 | | | Total Count | First Case | Last Case |
|------------|---------|-------|------------|------------|-------|------------|------------|-------|------------|------------|-------------|------------|------------|
| | | Count | First Case | Last Case | Count | First Case | Last Case | Count | First Case | Last Case | | | |
| 2012 | AFG | 37 | 01/01/2012 | 20/12/2012 | | | | | | | 37 | 01/01/2012 | 20/12/2012 |
| | PAK | 55 | 01/01/2012 | 30/11/2012 | 2 | 19/02/2012 | 18/04/2012 | 1 | 04/01/2012 | 04/01/2012 | 58 | 01/01/2012 | 30/11/2012 |
| 2012 Total | | 92 | 01/01/2012 | 20/12/2012 | 2 | 19/02/2012 | 18/04/2012 | 1 | 04/01/2012 | 04/01/2012 | 95 | 01/01/2012 | 20/12/2012 |
| 2013 | AFG | 11 | 31/01/2013 | 12/11/2013 | | | | | | | 11 | 31/01/2013 | 12/11/2013 |
| | PAK | 74 | 14/01/2013 | 26/11/2013 | | | | | | | 74 | 14/01/2013 | 26/11/2013 |
| | SOM | 183 | 17/04/2013 | 09/10/2013 | | | | | | | 183 | 17/04/2013 | 09/10/2013 |
| | SYR | 17 | 14/07/2013 | 08/10/2013 | | | | | | | 17 | 14/07/2013 | 08/10/2013 |
| 2013 Total | | 285 | 14/01/2013 | 26/11/2013 | | | | | | | 285 | 14/01/2013 | 26/11/2013 |

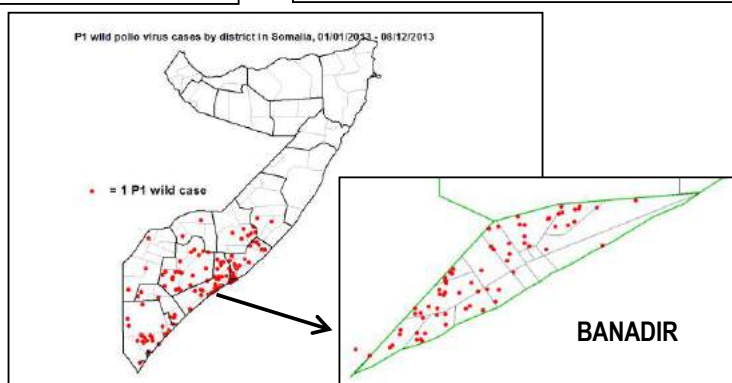
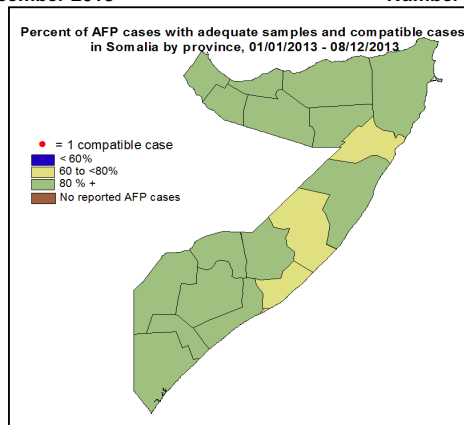
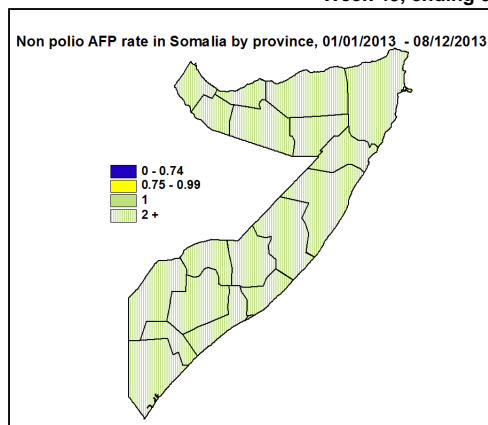


Wild Polio cases by district and date of onset of paralysis, Afghanistan 2013

| PROVINCE | DISTRICT | Count | First case | Last case |
|--------------------|-----------|-----------|-------------------|-------------------|
| NANGARHAR | BATIKOT | 2 | 08/08/2013 | 12/11/2013 |
| | BEHSUD | 1 | 11/11/2013 | 11/11/2013 |
| | SHINWAR | 1 | 06/06/2013 | 06/06/2013 |
| | LALPUR | 1 | 31/01/2013 | 31/01/2013 |
| KUNAR | CHAPADARA | 1 | 27/09/2013 | 27/09/2013 |
| | NARANG | 1 | 19/09/2013 | 19/09/2013 |
| | WATAPUR | 3 | 23/07/2013 | 15/09/2013 |
| | KHASKUNAR | 1 | 28/03/2013 | 28/03/2013 |
| Grand Total | | 11 | 31/01/2013 | 12/11/2013 |


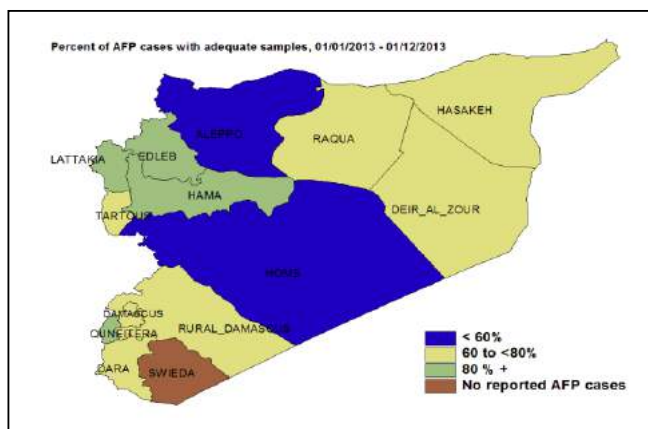
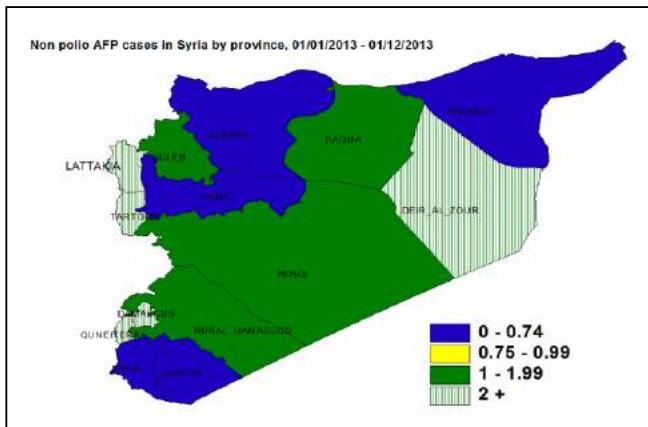
Wild Polio cases by district and date of onset of paralysis, Pakistan 2013

| PROVINCE | DISTRICT | Count | First case | Last case |
|--------------------|-------------|-----------|-------------------|-------------------|
| FATA | WAZIR-N | 24 | 24/05/2013 | 26/11/2013 |
| | KHYBER | 19 | 24/04/2013 | 06/11/2013 |
| | FR BANNU | 7 | 03/05/2013 | 04/11/2013 |
| | FR DIKHAN | 1 | 26/08/2013 | 26/08/2013 |
| SINDH | KHIBALDIA | 1 | 09/11/2013 | 09/11/2013 |
| | KHIBINQASIM | 2 | 14/01/2013 | 18/10/2013 |
| | KASHMORE | 1 | 03/10/2013 | 03/10/2013 |
| | KHIGADAP | 2 | 09/07/2013 | 19/09/2013 |
| | DADU | 1 | 22/03/2013 | 22/03/2013 |
| KHYBER PAKHTOON | PESHAWAR | 4 | 30/06/2013 | 26/10/2013 |
| | SWABI | 1 | 10/09/2013 | 10/09/2013 |
| | KOHAT | 1 | 19/08/2013 | 19/08/2013 |
| | MARDAN | 2 | 12/02/2013 | 22/04/2013 |
| | MALAKAND | 1 | 08/02/2013 | 08/02/2013 |
| | BANNU | 1 | 26/01/2013 | 26/01/2013 |
| PUNJAB | SAHIWAL | 1 | 21/10/2013 | 21/10/2013 |
| | TTSINGH | 2 | 09/10/2013 | 21/10/2013 |
| | SHEIKUPURA | 1 | 26/09/2013 | 26/09/2013 |
| | MBDIN | 1 | 26/05/2013 | 26/05/2013 |
| | MIANWALI | 1 | 07/02/2013 | 07/02/2013 |
| Grand Total | | 74 | 14/01/2013 | 26/11/2013 |



Wild Polio cases by district and date of onset of paralysis, Somalia 2013

| PROVINCE | DISTRICT | P1 Count | First case | Last case |
|--------------------|-----------------|------------|-------------------|-------------------|
| LOWER SHABELLE | KURTUNWAAREY | 4 | 03/06/2013 | 09/10/2013 |
| | MARKA | 11 | 30/05/2013 | 30/09/2013 |
| | WANLEWEYNE | 5 | 08/06/2013 | 18/07/2013 |
| | QORYOLEY | 2 | 23/05/2013 | 08/07/2013 |
| | AFGOI | 10 | 12/05/2013 | 20/06/2013 |
| | AWDHEEGLE | 1 | 11/06/2013 | 11/06/2013 |
| | BRAVA | 1 | 17/05/2013 | 17/05/2013 |
| LOWER JUBA | AFMADOW / HAGAR | 4 | 14/07/2013 | 01/10/2013 |
| | KISMAYO | 12 | 17/05/2013 | 02/09/2013 |
| | BADADE | 1 | 04/08/2013 | 04/08/2013 |
| | JAMAAME EAST | 2 | 26/05/2013 | 24/07/2013 |
| | JAMAAME WEST | 2 | 29/06/2013 | 05/07/2013 |
| | JILIB WEST | 1 | 28/06/2013 | 28/06/2013 |
| HIRAN | MAHAS | 5 | 12/06/2013 | 29/09/2013 |
| | BULO BURTI | 2 | 19/07/2013 | 02/08/2013 |
| BAKOOL | WAJID | 1 | 24/09/2013 | 24/09/2013 |
| | EL BARDE | 1 | 12/06/2013 | 12/06/2013 |
| BAY | BAIDOA | 5 | 10/06/2013 | 19/09/2013 |
| | DINSOR | 12 | 06/06/2013 | 18/08/2013 |
| | BURHAKABA | 4 | 26/04/2013 | 08/08/2013 |
| GEDO | BARDERA | 2 | 28/08/2013 | 13/09/2013 |
| | BELET HAWA | 1 | 28/06/2013 | 28/06/2013 |
| MIDDLE JUBA | BUAALE | 1 | 25/08/2013 | 25/08/2013 |
| | SALAGLE | 2 | 07/07/2013 | 10/08/2013 |
| | JILIB EAST | 2 | 29/05/2013 | 02/08/2013 |
| MIDDLE SHABELLE | JOWHAR | 4 | 08/06/2013 | 14/08/2013 |
| | BALAD | 6 | 13/06/2013 | 07/08/2013 |
| | RUNINGOD | 1 | 23/07/2013 | 23/07/2013 |
| | ADEN YABAL | 5 | 24/05/2013 | 22/07/2013 |
| | ADALE | 1 | 09/07/2013 | 09/07/2013 |
| | MAHADAY | 1 | 14/06/2013 | 14/06/2013 |
| GALGADUD | GALHARERI | 1 | 30/07/2013 | 30/07/2013 |
| | EL BUR | 1 | 14/07/2013 | 14/07/2013 |
| BANADIR | DHARKENLEY | 6 | 04/05/2013 | 19/07/2013 |
| | HODAN | 13 | 17/04/2013 | 14/07/2013 |
| | HELIWA | 8 | 05/05/2013 | 14/07/2013 |
| | DAYNILE | 6 | 09/05/2013 | 11/07/2013 |
| | YAQSHID | 9 | 21/05/2013 | 11/07/2013 |
| | WARDIGLEY | 7 | 13/05/2013 | 30/06/2013 |
| | WABERI | 3 | 20/05/2013 | 25/06/2013 |
| | KARAN | 3 | 26/05/2013 | 09/06/2013 |
| | HAMAR JABJAB | 3 | 18/04/2013 | 08/06/2013 |
| | MEDINA | 8 | 12/05/2013 | 04/06/2013 |
| | HAWALWADAG | 1 | 29/05/2013 | 29/05/2013 |
| | HAMARWEYNE | 1 | 21/05/2013 | 21/05/2013 |
| | ABDUL AZIZ | 1 | 19/05/2013 | 19/05/2013 |
| Grand Total | | 183 | 17/04/2013 | 09/10/2013 |



Wild cases are plotted within boundaries of province and not by district

Wild Polio cases by district and date of onset of paralysis, Syria 2013

| PROVINCE | DISTRICT | Count | First case | Last case |
|----------------|----------|-------|------------|------------|
| DEIR_AL_ZOUR | MAYADEEN | 15 | 10/09/2013 | 08/10/2013 |
| RURAL_DAMASCUS | DOUMA | 1 | 17/09/2013 | 17/09/2013 |
| ALEPPO | FARDOUS | 1 | 14/07/2013 | 14/07/2013 |
| Grand Total | | 17 | 14/07/2013 | 08/10/2013 |



**Circulating VDPV cases and date of onset of paralysis in EMR countries by districts
2012-2013**

| Year | COUNTRY | PROVINCE | DISTRICT | cVDP2 | | | cVDP3 | | | | |
|------------|------------|----------------|--------------|------------|------------|------------|------------|------------|------------|--|--|
| | | | | Count | First Case | Last Case | Count | First Case | Last Case | | |
| 2012 | AFG | KANDAHAR | MAYWAND | 1 | 17/10/2012 | 17/10/2012 | | | | | |
| | | | PANJWAYI | 2 | 30/10/2012 | 20/12/2012 | | | | | |
| | | | SPINBOLDAK | 1 | 05/11/2012 | 05/11/2012 | | | | | |
| | | HILMAND | KAJAKI | 1 | 02/12/2012 | 02/12/2012 | | | | | |
| | | | WASHER | 1 | 20/12/2012 | 20/12/2012 | | | | | |
| | | | NAD-E-ALI | 3 | 03/12/2012 | 21/12/2012 | | | | | |
| | | | NAHR-E-SARAJ | 1 | 15/11/2012 | 15/11/2012 | | | | | |
| | | NAWZAD | 1 | 24/12/2012 | 24/12/2012 | | | | | | |
| | | AFG Total | | | | 11 | 17/10/2012 | 24/12/2012 | | | |
| | | PAK | BALOCHISTAN | KABDULAH | 15 | 30/08/2012 | 14/12/2012 | | | | |
| | SINDH | | | 1 | 08/12/2012 | 08/12/2012 | | | | | |
| | PAK Total | | | | 16 | 30/08/2012 | 14/12/2012 | | | | |
| | SOM | LOWER JUBA | KISMAYO | 1 | 23/07/2012 | 23/07/2012 | | | | | |
| | SOM Total | | | | 1 | 23/07/2012 | 23/07/2012 | | | | |
| YEM | HAJJAH | HARAD | | | | 1 | 24/08/2012 | 24/08/2012 | | | |
| | ALHUDAIDAH | ALZUHRA | | | | 1 | 27/04/2012 | 27/04/2012 | | | |
| YEM Total | | | | | | | 2 | 27/04/2012 | 24/08/2012 | | |
| 2012 Total | | | | 28 | 23/07/2012 | 24/12/2012 | 2 | 27/04/2012 | 24/08/2012 | | |
| 2013 | AFG | KANDAHAR | SHAHWALIKOT | 1 | 13/03/2013 | 13/03/2013 | | | | | |
| | | | HILMAND | 2 | 22/01/2013 | 20/02/2013 | | | | | |
| | AFG Total | | | | 3 | 22/01/2013 | 13/03/2013 | | | | |
| | PAK | BALOCHISTAN | JAFARABAD | 1 | 11/01/2013 | 11/01/2013 | | | | | |
| | | | MASTUNG | 1 | 27/06/2013 | 27/06/2013 | | | | | |
| | | SINDH | KHIBALDIA | 1 | 09/11/2013 | 09/11/2013 | | | | | |
| | | | KHIGADAP | 4 | 21/02/2013 | 03/07/2013 | | | | | |
| | | FATA | MOHMAND | 1 | 13/07/2013 | 13/07/2013 | | | | | |
| | | WAZIR-N | 37 | 10/04/2013 | 10/11/2013 | | | | | | |
| | PAK Total | | | | 45 | 11/01/2013 | 10/11/2013 | | | | |
| | SOM | LOWER SHABELLE | AFGOI | 1 | 09/01/2013 | 09/01/2013 | | | | | |
| | SOM Total | | | | 1 | 09/01/2013 | 09/01/2013 | | | | |
| | YEM | SAADAH | SAHAR | | | | 1 | 12/07/2013 | 12/07/2013 | | |
| YEM Total | | | | | | | 1 | 12/07/2013 | 12/07/2013 | | |
| 2013 Total | | | | 49 | 09/01/2013 | 10/11/2013 | 1 | 12/07/2013 | 12/07/2013 | | |

In 2012, 3 AFP cases in Afghanistan and 2 cases in Pakistan were identified as VDPVs by contacts

In 2013, 1 AFP case in Somalia was identified as VDPV by contact