



Table 1: Acute Flaccid Paralysis (AFP) cases by week of onset

Country	Reported AFP cases by week of onset - Week (47/13) / Ending on : 25/11/13)														
	Total AFP 2011	Total AFP 2012	Total AFP to date, 2013	W 36 08 Sep 13	W 37 15 Sep 13	W 38 22 Sep 13	W 39 29 Sep 13	W 40 06 Oct 13	W 41 13 Oct 13	W 42 20 Oct 13	W 43 27 Oct 13	W 44 03 Nov 13	W 45 10 Nov 13	W 46 17 Nov 13	W 47 24 Nov 13
Afghanistan	1831	1829	1682	44	30	45	37	38	23	23	39	27	28	23	4
Bahrain	10	19	5	0	0	0	0	0	0	0	0	0	0	0	0
Djibouti	6	6	7	1	1	1	1	0	0	0	0	1	0	0	0
Egypt	1023	1022	875	24	14	16	20	13	7	16	17	15	20	23	4
Iran	603	689	595	17	9	19	17	18	10	12	16	9	13	6	1
Iraq	530	467	356	6	9	9	10	3	7	5	6	6	1		
Jordan ****	30	34	28	0	0	0	1	3	0	0	1	1	2	1	1
Kuwait	38	36	32	2	0	0	0	2	0	1	2	2	2	0	
Lebanon ****	22	24	29	0	0	0	0	1	1	3	1	1	3	1	
Libya	35	42	52	2	1	0	0	0	0	0	3	1	0	2	
Morocco	76	81	90	3	2	1	3	4	1	5	0	1	2	0	
Oman	39	31	18	0	0	0	0	2	1	0	0	0	0	0	0
Pakistan	5762	5036	3903	100	101	98	94	102	63	67	76	44	31	3	0
Palestine ****	17	21	33	6	1	2	0	0	2	0	0	0	0	1	0
Qatar	6	13	8	0	0	0	0	0	0	0	0	0	0	0	0
Saudi Arabia	213	227	189	2	5	10	5	3	2	6	4	4	4	1	0
Somalia	172	148	490	12	24	11	7	6	8	9	6	2	4	0	
Sudan	362	384	347	10	7	4	10	9	9	12	7	5	3	0	0
South Sudan	341	326	295	7	9	5	4	4	3	3	1	0	0	0	
Syria ****	168	109	122	1	6	5	4	16	1	2	6	5	6	7	
Tunisia	47	61	29	0	1	0	0	1	0	0	0				
U.A.E	25	40	30	0	0	2	0	0	0	2	0	1	1	0	0
Yemen	386	475	529	16	15	10	10	16	10	9	16	13	9	5	1
Total EMR	11742	11120	9744	253	235	238	223	241	148	175	201	138	129	73	11

No data = No report received

Table 2: Confirmed polio cases by month of onset

Country	Total year 2011	Total year 2012	25/11		Confirmed polio cases by month of onset											
			2012	2013	December 2012	January 2013	February 2013	March 2013	April 2013	May 2013	June 2013	July 2013	August 2013	September 2013	October 2013	November 2013
Afghanistan	80	37	34	9	2	1	0	1	0	0	1	1	2	3		
Bahrain	0	0	0	0	0	0	0	0	0	0	0	0	0	0	0	
Djibouti	0	0	0	0	0	0	0	0	0	0	0	0	0			
Egypt	0	0	0	0	0	0	0	0	0	0	0	0	0			
Iran	0	0	0	0	0	0	0	0	0	0	0	0	0	0		
Iraq	0	0	0	0	0	0	0	0	0	0	0	0	0			
Jordan ****	0	0	0	0	0	0	0	0	0	0	0	0	0	0	0	
Kuwait	0	0	0	0	0	0	0	0	0	0	0	0	0	0		
Lebanon ****	0	0	0	0	0	0	0	0	0	0	0	0	0	0		
Libya	0	0	0	0	0	0	0	0	0	0	0		0	0		
Morocco	0	0	0	0	0	0	0	0	0	0	0	0				
Oman	0	0	0	0	0	0	0	0	0	0	0	0	0	0	0	
Pakistan	198	58	57	64	0	2	3	1	2	9	4	4	8	19	11	1
Palestine ****	0	0	0	0	0	0	0	0	0							
Qatar	0	0	0	0	0	0	0	0	0	0	0	0	0	0		
Saudi Arabia	0	0	0	0	0	0	0	0	0	0	0	0	0			
Somalia	0	0	0	183	0	0	0	0	4	41	67	45	17	7	2	
Sudan	0	0	0	0	0	0	0	0	0	0	0	0	0	0		
South Sudan	0	0	0	0	0	0	0	0	0		0					
Syria ****	0	0	0	16	0	0	0	0	0	0	0	0	0	6	10	
Tunisia	0	0	0	0	0	0	0	0	0	0	0	0	0	0	0	
U.A.E	0	0	0	0	0	0	0	0	0	0	0	0	0	0		
Yemen	0	0	0	0	0	0	0	0	0	0	0	0	0	0		
Total EMR	278	95	91	272	2	3	3	2	6	50	72	50	27	35	23	1

**** UNRWA cases are included with those of country of residence

Advance notification from Syria of a new wild isolate detected from the contact of an AFP case with EPID # SYRALEFAR20137 from Fardous District, Aleppo Province, with date of stool collection 04/09/2013



World Health Organization – Regional Office for Eastern Mediterranean

AFP SURVEILLANCE

25-Nov-13

Week 47, ending 24 November 2013

Number 790

Table 3: Investigation of AFP cases with paralysis onset in 2012 & 2013 up to Week (47/13) / Ending on : (24/11/13)

COUNTRY	2012											2013											Latest line List Date		
	AFP									Specimen	Wild cases ****		AFP									Specimen		Wild cases ****	
	Total AFP cases onset 2012	Case classification					Non polio AFP rate **	AFP cases pending classification > 90 days from onset of paralysis	AFP cases pending classification and lab > 90 days from onset of paralysis		% with *** adequate specimens	Wild P1 Poliovirus	Wild P3 Poliovirus	Total AFP cases onset 2013	Case classification					Annualized Non polio AFP rate **	AFP cases pending classification > 90 days from onset of paralysis			AFP cases pending classification and lab > 90 days from onset of paralysis	% with *** adequate specimens
		Total Confirmed Polio Cases *	Polio Compatible	Pending Classification	Discarded (non polio AFP)	VPV				Total Confirmed Polio Cases *					Polio Compatible	Pending Classification	Discarded (non polio AFP)	VPV							
Afghanistan	1829	37	7	0	1774	11	9.4	0	0	92.3	37	0	1682	9	0	111	1559	3	9.8	4	0	93.8	9	0	24/11/2013
Bahrain	19	0	0	0	19	0	7.0	0	0	94.7	0	0	5	0	0	1	4	0	2.1	0	0	80.0	0	0	24/11/2013
Djibouti	6	0	0	0	6	0	2.0	0	0	66.7	0	0	7	0	0	6	1	0	2.6	1	0	85.7	0	0	24/11/2013
Egypt	1022	0	0	0	1021	1	3.2	0	0	91.6	0	0	875	0	0	86	789	0	2.9	2	0	90.6	0	0	21/11/2013
Iran	689	0	0	0	687	2	3.5	0	0	92.5	0	0	595	0	0	108	486	1	3.8	0	0	95.8	0	0	24/11/2013
Iraq	467	0	0	0	467	2	3.2	0	0	89.7	0	0	356	0	0	58	298	0	2.8	21	4	83.4	0	0	14/11/2013
Jordan	34	0	0	0	34	0	1.4	0	0	85.3	0	0	28	0	0	10	18	0	1.3	0	0	89.3	0	0	24/10/2013
Kuwait	36	0	0	0	36	0	4.7	0	0	86.1	0	0	32	0	0	4	28	0	4.7	0	0	93.8	0	0	17/11/2013
Lebanon	24	0	0	0	24	0	2.0	0	0	50.0	0	0	29	0	0	20	9	0	3.3	9	0	37.9	0	0	23/11/2013
Libya	42	0	0	0	42	0	2.1	0	0	97.6	0	0	52	0	0	8	44	0	2.8	2	2	92.3	0	0	23/11/2013
Morocco	81	0	0	0	81	0	0.8	0	0	81.5	0	0	90	0	0	14	76	0	0.9	2	0	72.2	0	0	22/11/2013
Oman	31	0	0	0	31	0	3.9	0	0	100.0	0	0	18	0	0	0	18	0	2.5	0	0	94.4	0	0	24/11/2013
Pakistan	5036	58	6	0	4956	16	6.5	0	0	88.6	56 #	3 #	3903	64	2	350	3446	41	5.6	155	5	89.8	64	0	24/11/2013
Palestine	21	0	0	0	21	0	1.2	0	0	95.2	0	0	33	0	0	12	21	0	2.1	0	0	97.0	0	0	24/11/2013
Qatar	13	0	0	0	13	0	5.6	0	0	92.3	0	0	8	0	0	0	8	0	3.8	0	0	100.0	0	0	24/11/2013
Saudi Arabia	227	0	0	0	227	0	2.6	0	0	96.0	0	0	189	0	0	41	148	0	2.3	0	0	95.8	0	0	24/11/2013
Somalia	148	0	2	0	145	1	2.9	0	0	98.0	0	0	490	183	0	59	247	1	6.2	32	10	85.9	183	0	22/11/2013
Sudan	384	0	0	0	383	1	2.5	0	0	96.9	0	0	347	0	0	15	331	1	2.4	0	0	98.6	0	0	24/11/2013
South Sudan	326	0	0	0	325	1	4.0	0	0	94.2	0	0	295	0	0	75	220	0	3.9	31	19	93.2	0	0	18/11/2013
Syria	109	0	0	0	109	1	1.1	0	0	84.4	0	0	122	16	0	33	73	0	1.4	0	0	68.9	16	0	21/11/2013
Tunisia	61	0	0	0	61	0	2.4	0	0	78.7	0	0	29	0	0	1	28	0	1.2	1	0	82.8	0	0	01/11/2013
U.A.E	40	0	0	0	40	0	4.0	0	0	100.0	0	0	30	0	0	3	27	0	3.3	0	0	100.0	0	0	24/11/2013
Yemen	475	0	0	0	471	4	4.0	0	0	93.3	0	0	529	0	0	67	461	1	4.9	1	0	91.3	0	0	24/11/2013
EMR	11120	95	15	0	10973	40	4.5	0	0	90.6	93	3	9744	272	2	1082	8340	48	4.3	261	40	90.6	272	0	
2011	11742	278	45	0	11395	24	4.8	0	0	90.0	276	2													

* Confirmed polio cases refer to wild isolation from AFP cases or from contacts of negative index AFP cases

** Non-polio AFP per 100,000 children <15 years

*** Adequate here refers to two stool specimens collected at least 24 hours apart, within 14 days of paralysis onset

**** AFP cases co infected with P1 and P3 are counted separately as wild isolates

In 2012, 1 AFP case in Pakistan had co infection P1 & P3 from 2 contacts P1 & P3

Advance notification from Syria of a new wild isolate detected from the contact of an AFP case with EPID # SYRALEFAR20137 from Fardous District, Aleppo Province, with date of stool collection 04/09/2013



World Health Organization – Regional Office for Eastern Mediterranean
AFP SURVEILLANCE

25-Nov-13
Number 790

Week 47, ending 24 November 2013

Table 4: Investigation of contacts of AFP cases with paralysis onset in 2013 up to Week (47/13) / Ending on : (24/11/2013)

Country	No. of AFP cases	No. of eligible AFP cases for contact sampling*	% of eligible AFP cases with contact samplings	% of eligible AFP cases with 3+ contacts	Total number of Contacts* *	% of contacts under 5 years	% of contacts with specimens collected within 7 days of notification of index	% Contact specimens in lab within 3 days of collection	% Contact specimens positive for NPEV	% Contact specimens positive for Sabin like virus	No. of contacts positive for wild virus	% of wild polio virus isolation from contacts	No. of Contacts positive for VDPVs	No. of -ve index AFP cases identified positive by contact	No. of district identified infected from contacts
Afghanistan	1682	104	86.5	86.5	748	94.9	78.6	22.5	23.5	5.6	0	0.0		0	0
Bahrain	5	1	0.0	0.0	0						0			0	0
Djibouti	7	1	0.0	0.0	6	66.7	50.0	0.0	0.0	0.0	0	0.0		0	0
Egypt	875	93	68.8	67.7	348	75.9	62.1	98.5	14.7	2.1	0	0.0		0	0
Iran	595	25	100.0	96.0	122	67.2	48.4	73.8	2.5	3.3	0	0.0		0	0
Iraq	356	59	66.1	52.5	163	63.2	15.3	74.8	10.8	1.4	0	0.0		0	0
Jordan	28	3	0.0	0.0	0						0			0	0
Kuwait	32	2	100.0	100.0	68	47.1	83.8	100.0	7.4	0.0	0	0.0		0	0
Lebanon	29	18	27.8	11.1	12	58.3	100.0	28.6	0.0	0.0	0	0.0		0	0
Libya	52	4	0.0	0.0	0						0			0	0
Morocco	90	25	48.0	44.0	56	55.4	26.8	47.6	2.4	7.1	0	0.0		0	0
Oman	18	1	0.0	0.0	44	86.4	18.2	100.0	15.9	6.8	0	0.0		0	0
Pakistan	3903	400	81.8	78.3	1169	88.9	60.1	72.4	27.3	5.7	3	0.3		1	1
Palestine	33	1	0.0	0.0	0						0			0	0
Qatar	8	0			0						0			0	0
Saudi Arabia	189	8	100.0	100.0	26	26.9	38.5	33.3	0.0	0.0	0	0.0		0	0
Somalia	490	69	75.4	73.9	1727	83.8	90.9	26.7	10.2	9.0	289	23.7	1	44	13
Sudan	347	5	100.0	100.0	235	83.8	59.6	42.1	11.1	3.2	0	0.0	1	0	0
South Sudan	295	20	90.0	80.0	849	85.3	91.2	2.4	18.9	2.6	0	0.0		0	0
Syria	122	38	26.3	7.9	31	35.5	35.5	73.1	3.8	0.0	0	0.0		0	0
Tunisia	29	5	20.0	0.0	7	28.6	42.9	83.3	0.0	0.0	0	0.0		0	0
U.A.E.	30	0			0						0			0	0
Yemen	529	46	63.0	56.5	623	63.2	74.0	10.6	17.8	7.1	0	0.0		0	0
Grand Total 2013	9744	928	74.0	69.5	6234	81.7	74.7	40.4	17.5	5.6	292	5.5	2	45	14
Grand Total 2012	11120	1061	83.6	79.2	5762	82.9	70.4	45.1	18.6	3.3	10	0.2	11	7	5

* Eligible refers to AFP cases with inadequate stool specimens

** Total number of contacts from eligible AFP cases and from other AFP cases as per with country criteria for contact sampling

Last wild contacts in EMRO, 01/01/2012- 24/11/2013

Year	Country	Data Count of wild contacts	Date of Most Recent stool collection
2012	Afghanistan	3	10/11/2012
	Pakistan	7	08/10/2012
2012 Total		10	10/11/2012
2013	SOM	289	25/10/2013
	Pakistan	3	24/10/2013
2013 Total		292	25/10/2013

Number and distribution by district of -ve index AFP cases identified as wild positive by contact in EMR, 2013

COUNTRY	PROVINCE	DISTRICT	p1 Count	First case	Last case
PAK	KHYBER PAKHTOON	SWABI	1	10/09/2013	10/09/2013
PAK Total			1	10/09/2013	10/09/2013
SOM	BANADIR	ABDULAZIZ	1	19/05/2013	19/05/2013
		DHARKENLEY	4	04/05/2013	01/07/2013
		DAYNILE	1	13/05/2013	13/05/2013
		HELWA	1	10/06/2013	10/06/2013
		HODAN	4	17/04/2013	14/07/2013
		HAMAR JABJAB	2	27/04/2013	08/06/2013
		MEDINA	2	28/05/2013	04/06/2013
		WABERI	1	25/05/2013	25/05/2013
	BAY	BAIDOA	2	16/06/2013	19/08/2013
		BURHAKABA	2	26/04/2013	24/06/2013
		DINSOR	4	01/07/2013	16/07/2013
	BAKOOL	EL BARDE	1	12/06/2013	12/06/2013
	GEDO	BELET HAWA	1	28/06/2013	28/06/2013
	HIRAN	MAHAS	1	27/07/2013	27/07/2013
	LOWER JUBA	AFMADOW / HAGAR	2	08/08/2013	14/09/2013
		BADADE	1	04/08/2013	04/08/2013
		JILIB WEST	1	28/06/2013	28/06/2013
		JAMAAME EAST	2	26/05/2013	24/07/2013
		KISMAYO	3	17/05/2013	10/07/2013
	LOWER SHABELLE	BRAVA	1	17/05/2013	17/05/2013
		KURTUNWAAREY	1	09/10/2013	09/10/2013
		WANLEWEYNE	1	08/06/2013	08/06/2013
	MIDDLE JUBA	BUAALE	1	25/08/2013	25/08/2013
		JILIB EAST	1	02/08/2013	02/08/2013
	MIDDLE SHABELLE	JOWHAR	2	10/06/2013	23/07/2013
		ADEN YABAL	1	27/06/2013	27/06/2013
SOM Total			48	17/04/2013	09/10/2013
Grand Total			45	17/04/2013	09/10/2013



Table 5: Laboratory investigation of AFP cases with paralysis onset in 2013 up to Week (47/13) / Ending on : (24/11/2013)

Country	Polio laboratories Sequencing performed by CDC and RIVM laboratories	AFP cases with specimens	Preliminary virus isolation results of AFP cases						Poliovirus intratypic differentiation results #										Indicators				Latest report Date				
			Referred for ITD			Negative	Pending		Type 1			Type 2			Type 3			Discordant pending sequence	NPEV by PCR	Non-EV	Pending ITD	% specimens positive for NPEV*		% AFP cases with culture results within 14 days	% AFP cases with ITD results within 7 days	% AFP cases with ITD results within 45 days of onset**	
			L20B+	L20B+*NPEV	NPEV only		received < / = 14 days	received > 14 days ago	Wild	Sabin	VDPV	Wild	Sabin	VDPV	Wild	Sabin	VDPV										
Afghanistan	RRL Pakistan	1646	86	12	325	1181	42		9	48			24	3		40			1				18%	100%	99%	98%	23/11/2013
Bahrain	PNL Oman	8			1	6	1																10%	100%		86%	2/11/2013
Djibouti	NPL Kenya	7				5		2															0%			100%	24/11/2013
Egypt***	RRL Egypt	858	15	6	100	691	31	15		8						5			6	5			12%	98%	95%	99%	21/11/2013
Iran	NPL Iran	599	15		6	559	18	1		7			4	1		3				2			1%	100%	100%	99%	23/11/2013
Iraq	RRL Egypt	346	7		25	235		79		11			3	3		12			1				10%	99%	100%	86%	01/11/2013
Jordan	RRL Tunisia	30			3	22		5	1														10%	100%			24/11/2013
Kuwait	RRL Kuwait	36			1	28		7															5%	90%		100%	11/11/2013
Lebanon	RRL Egypt	22				13		9															5%	92%		85%	21/11/2013
Libya	RRL Tunisia	52	1		7	41		3		1						1							13%	98%	100%	100%	22/11/2013
Morocco	RRL Tunisia	74			8	64		1															9%	92%	0%	93%	18/11/2013
Oman	NPL Oman	18			4	14																	31%	100%		94%	25/11/2013
Pakistan	RRL Pakistan	4040	279	25	823	2775	135	3		62	91		54	41		78			4	5	1		19%	100%	97%	98%	23/11/2013
Palestine & UNRWA		33			5	25		1	1														17%	11%		80%	24/11/2013
Qatar	NPL Oman	8			1	7																	13%	100%		100%	25/11/2013
Saudi Arabia	NPL Oman	179	1			170		8		2						3							0%	100%	100%	67%	03/11/2013
Somalia	NPL Kenya	488	189	2	49	222	2	34		139	29		8			28							11%	3%		80%	22/11/2013
Sudan	RRL Egypt	346	6		47	282	5	6					3			6							13%	97%	100%	100%	16/11/2013
South Sudan	NPL Kenya	295	7		55	170		64		4			1			2							24%	0%		82%	18/11/2013
Syria	RRL Tunisia	94	14		6	65		9		16			1										5%	69%	100%	89%	21/11/2013
Tunisia	RRL Tunisia	31	1			30				1													0%	100%	100%	97%	22/11/2013
U.A.E	NPL Oman	26	1		1	22		2		1						1							4%	100%	100%	100%	25/11/2013
Yemen	RRL Egypt	521	40		78	375		28		14			11			18	1	1	3	4			16%	96%	100%	91%	21/11/2013
Total EMR 2013		9757	662	45	1545	7002	282	231	226	217	109	48	197	1	7	14	12	6	24	14	6	15%	91%	97%	96%		
Total EMR 2012		11004	574	60	1999	8364	5	86	210	115	32	2	242	4	6	24	14	6	14	14	6	16%	94%	99%	97%		

* Specimens from all sources including non-AFP cases, excluding environmental samples

** This indicator reflects surveillance and laboratory activities

*** Environmental surveillance initiated in Egypt in September 2000 showed the following:

Result	2010	2011	2012	2013
Negative	416	448	401	366
Pending				52
Wild	1		2	
VDPVP2			7	3
VDPVP1			1	
Total	417	448	411	421

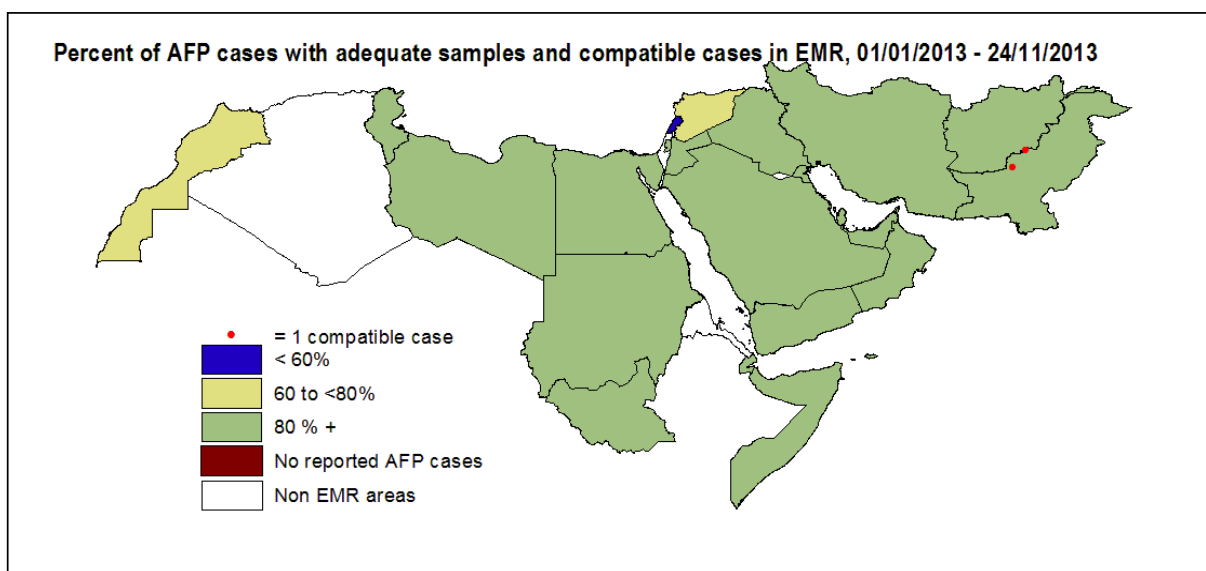
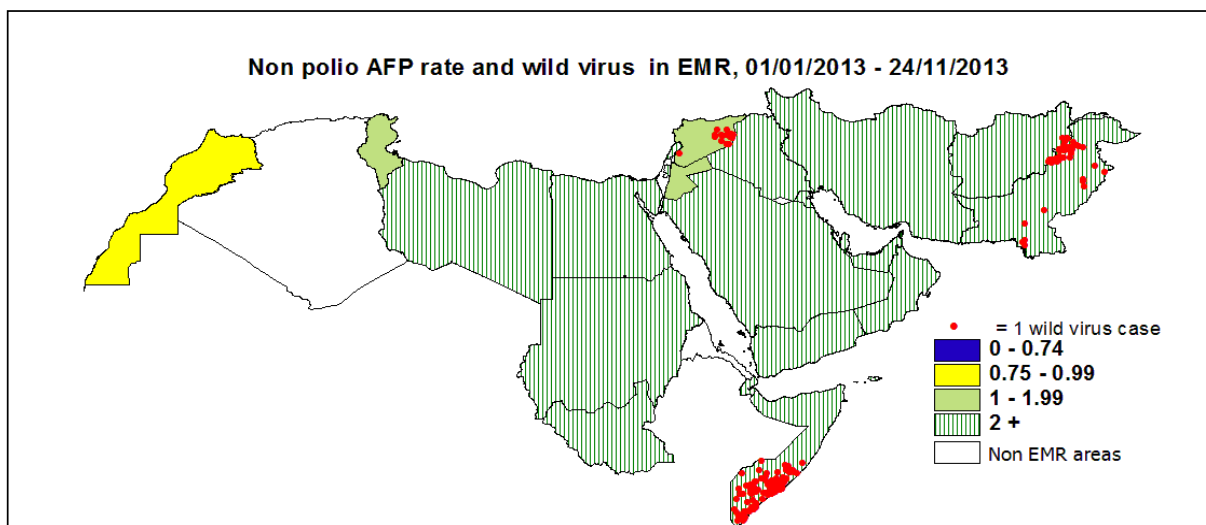
YEAR		Province	Site	Count	First date	Last Date
2013	VDPVP2	CAIRO	AL HAGGANA 2	1	08/01/2013	08/01/2013
		FAYOUM	FAYOUM CITY	1	14/04/2013	14/04/2013
		MINYA	AQURQAS	1	04/03/2013	04/03/2013
		VDPVP2 Total			3	08/01/2013

**** 3 Environmental specimens taken in West Bank, Palestine were positive for wild polio virus P1. 2 of them were taken from site in West Bank that drains sewage from both Israel and Palestine
Isolation of 1 wild polio virus P1 from environmental specimen collected 20 August 2013 from Gaza, Palestine

****Environmental surveillance initiated in Pakistan in August 2009 showed the following:

Status	2009	2010	2011	2012	2013
Negative	27	77	68	150	222
pending					21
Wild	18	79	136	89	47
Grand Total	45	156	204	239	290

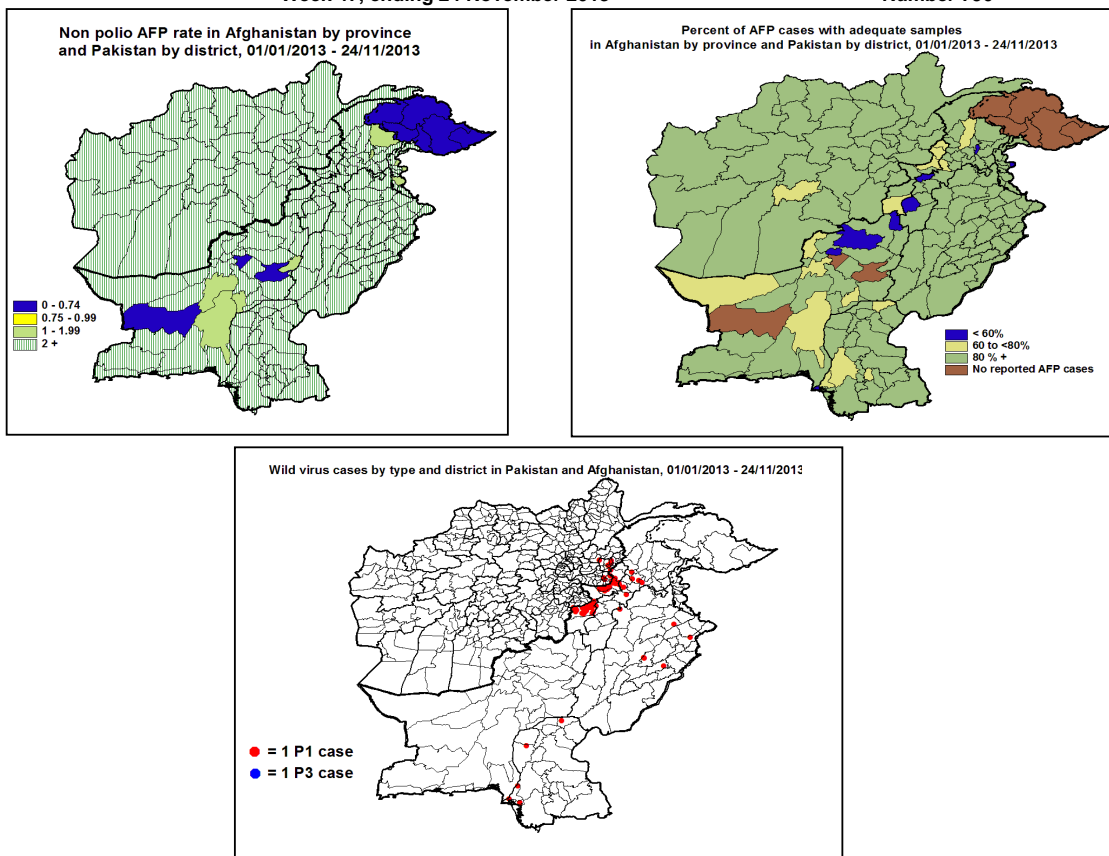
Year	SITEDIST	SITENAME	Count	Wild	First date	Last date		
2013	KHIBALDIA TOWN	SAJJAN GOTH	1		25/10/2013	25/10/2013		
		KHIGADAP TOWN	COMPOSITE SAMPLE	6		11/04/2013	22/10/2013	
			SOHRAB GOTH	5		29/01/2013	23/10/2013	
			RASHID MINHAS RD LAY	3		22/07/2013	09/10/2013	
			LARA MA	7		24/01/2013	24/10/2013	
			SHAHEEN TOWN	10		11/01/2013	10/10/2013	
			SAFDAR ABAD	4		25/03/2013	24/09/2013	
			SUR PUL	1		20/02/2013	20/02/2013	
			ALI TOWN	1		18/09/2013	18/09/2013	
			KOTLA ABDUL FATAH	1		28/08/2013	28/08/2013	
			TULSIDAS PUMPING STATION	7		10/01/2013	12/08/2013	
			FAISALABAD COMPOSITE SITE	1		03/01/2013	03/01/2013	
		2013 Total			47		03/01/2013	25/10/2013



Wild polio cases by country and date of onset of paralysis in EMR, 2012-2013

Year	COUNTRY	P1			P3			P1P3			Total Count	First Case	Last Case
		Count	First Case	Last Case	Count	First Case	Last Case	Count	First Case	Last Case			
2012	AFG	37	01/01/2012	20/12/2012							37	01/01/2012	20/12/2012
	PAK	55	01/01/2012	30/11/2012	2	19/02/2012	18/04/2012	1	04/01/2012	04/01/2012	58	01/01/2012	30/11/2012
2012 Total		92	01/01/2012	20/12/2012	2	19/02/2012	18/04/2012	1	04/01/2012	04/01/2012	95	01/01/2012	20/12/2012
2013	AFG	9	31/01/2013	27/09/2013							9	31/01/2013	27/09/2013
	PAK	64	14/01/2013	04/11/2013							64	14/01/2013	04/11/2013
	SOM	183	17/04/2013	09/10/2013							183	17/04/2013	09/10/2013
	SYR	16	10/09/2013	08/10/2013							16	10/09/2013	08/10/2013
2013 Total		272	14/01/2013	04/11/2013							272	14/01/2013	04/11/2013

Advance notification from Syria of a new wild isolate detected from the contact of an AFP case with EPID # SYRALEFAR20137 from Fardous District, Aleppo Province, with date of stool collection 04/09/2013

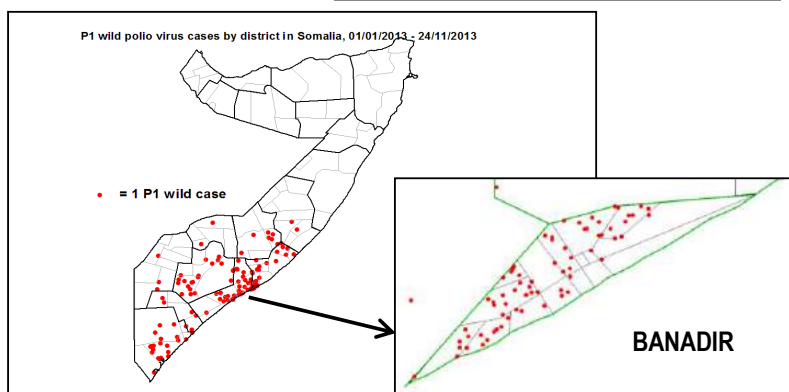
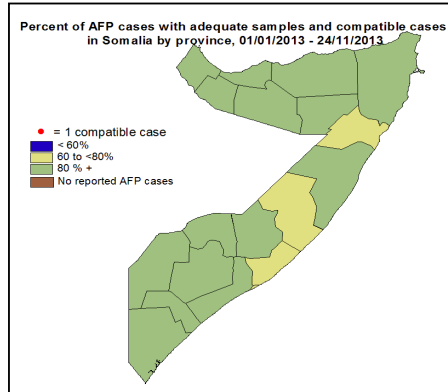
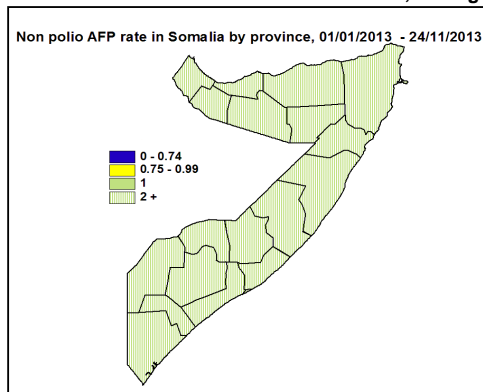


Wild Polio cases by district and date of onset of paralysis, Afghanistan 2013

PROVINCE	DISTRICT	P1		
		Count	First case	Last case
KUNAR	CHAPADARA	1	27/09/2013	27/09/2013
	NARANG	1	19/09/2013	19/09/2013
	WATAPUR	3	23/07/2013	15/09/2013
	KHASKUNAR	1	28/03/2013	28/03/2013
NANGARHAR	BATIKOT	1	08/08/2013	08/08/2013
	SHINWAR	1	06/06/2013	06/06/2013
	LALPUR	1	31/01/2013	31/01/2013
Grand Total		9	31/01/2013	27/09/2013

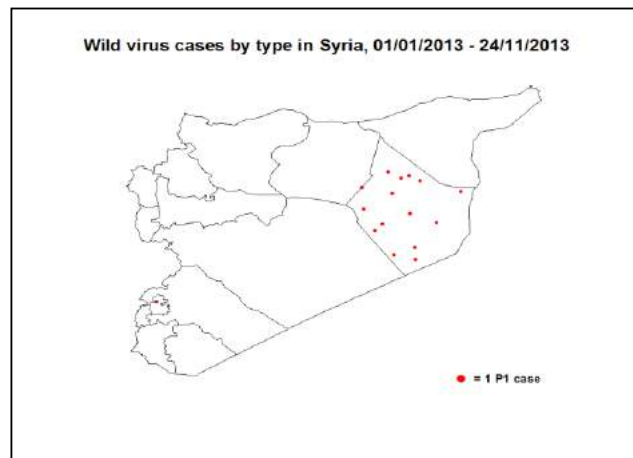
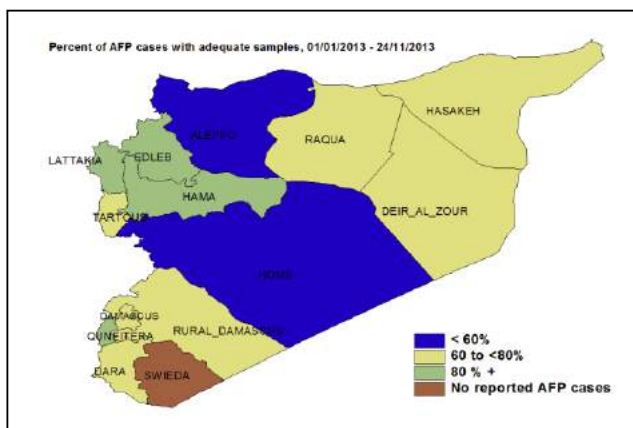
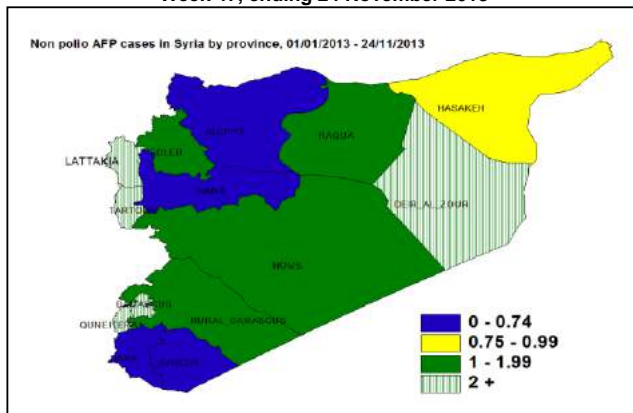
Wild Polio cases by district and date of onset of paralysis, Pakistan 2013

PROVINCE	DISTRICT	P1		
		Count	First case	Last case
FATA	FR BANNU	7	03/05/2013	04/11/2013
	WAZIR-N	19	24/05/2013	16/10/2013
	KHYBER	17	24/04/2013	15/10/2013
	FR DIKHAN	1	26/08/2013	26/08/2013
PUNJAB	SAHIWAL	1	21/10/2013	21/10/2013
	TTSINGH	2	09/10/2013	21/10/2013
	SHEIKUPURA	1	26/09/2013	26/09/2013
	MBDIN	1	26/05/2013	26/05/2013
	MIANWALI	1	07/02/2013	07/02/2013
SINDH	KASHMORE	1	03/10/2013	03/10/2013
	KHIGADAP	2	09/07/2013	19/09/2013
	DADU	1	22/03/2013	22/03/2013
	KHIBINQASIM	1	14/01/2013	14/01/2013
KHYBER PAKHTOON	PESHAWAR	3	30/06/2013	24/09/2013
	SWABI	1	10/09/2013	10/09/2013
	KOHAT	1	19/08/2013	19/08/2013
	MARDAN	2	12/02/2013	22/04/2013
	MALAKAND	1	08/02/2013	08/02/2013
	BANNU	1	26/01/2013	26/01/2013
Grand Total		64	14/01/2013	04/11/2013



Wild Polio cases by district and date of onset of paralysis, Somalia 2013

PROVINCE	DISTRICT	P1 Count	First case	Last case
LOWER SHABELLE	KURTUNWAAREY	4	03/06/2013	09/10/2013
	MARKA	11	30/05/2013	30/09/2013
	WANLEWEYNE	5	08/06/2013	18/07/2013
	QORYOLEY	2	23/05/2013	08/07/2013
	AFGOI	10	12/05/2013	20/06/2013
	AWDHEEGLE	1	11/06/2013	11/06/2013
	BRAVA	1	17/05/2013	17/05/2013
LOWER JUBA	AFMADOW / HAGAR	4	14/07/2013	01/10/2013
	KISMAYO	12	17/05/2013	02/09/2013
	BADADE	1	04/08/2013	04/08/2013
	JAMAAME EAST	2	26/05/2013	24/07/2013
	JAMAAME WEST	2	29/06/2013	05/07/2013
HIRAN	JILIB WEST	1	28/06/2013	28/06/2013
HIRAN	MAHAS	5	12/06/2013	29/09/2013
	BULO BURTI	2	19/07/2013	02/08/2013
BAKOOL	WAJID	1	24/09/2013	24/09/2013
BAKOOL	EL BARDE	1	12/06/2013	12/06/2013
BAY	BAIDOA	5	10/06/2013	19/09/2013
	DINSOR	12	06/06/2013	18/08/2013
BAY	BURHAKABA	4	26/04/2013	08/08/2013
GEDO	BARDERA	2	28/08/2013	13/09/2013
	BELET HAWA	1	28/06/2013	28/06/2013
MIDDLE JUBA	BUAALE	1	25/08/2013	25/08/2013
	SALAGLE	2	07/07/2013	10/08/2013
MIDDLE JUBA	JILIB EAST	2	29/05/2013	02/08/2013
MIDDLE SHABELLE	JOWHAR	4	08/06/2013	14/08/2013
	BALAD	6	13/06/2013	07/08/2013
	RUNINGOD	1	23/07/2013	23/07/2013
	ADEN YABAL	5	24/05/2013	22/07/2013
	ADALE	1	09/07/2013	09/07/2013
	MAHADAY	1	14/06/2013	14/06/2013
GALGADUD	GALHARERI	1	30/07/2013	30/07/2013
	EL BUR	1	14/07/2013	14/07/2013
BANADIR	DHARKENLEY	6	04/05/2013	19/07/2013
	HODAN	13	17/04/2013	14/07/2013
	HELIWA	8	05/05/2013	14/07/2013
	DAYNILE	6	09/05/2013	11/07/2013
	YAQSHID	9	21/05/2013	11/07/2013
	WARDIGLEY	7	13/05/2013	30/06/2013
	WABERI	3	20/05/2013	25/06/2013
	KARAN	3	26/05/2013	09/06/2013
	HAMAR JABJAB	3	18/04/2013	08/06/2013
	MEDINA	8	12/05/2013	04/06/2013
	HAWALWADAG	1	29/05/2013	29/05/2013
	HAMARWEYNE	1	21/05/2013	21/05/2013
	ABDUL AZIZ	1	19/05/2013	19/05/2013
Grand Total		183	17/04/2013	09/10/2013



Wild cases are plotted within boundaries of province and not by district

Wild Polio cases by district and date of onset of paralysis, Syria 2013

		P1		
PROVINCE	DISTRICT	Count	First case	Last case
DEIR_AL_ZOUR	MAYADEEN	15	10/09/2013	08/10/2013
RURAL_DAMASCUS	DOUMA	1	17/09/2013	17/09/2013
Grand Total		16	10/09/2013	08/10/2013

Advance notification from Syria of a new wild isolate detected from the contact of an AFP case with EPID # SYRALEFAR20137 from Fardous District, Aleppo Province, with date of stool collection 04/09/2013



**Circulating VDPV cases and date of onset of paralysis in EMR countries by districts
2012-2013**

Year	COUNTR	PROVINCE	DISTRICT	cVDP2			cVDP3				
				Count	First Case	Last Case	Count	First Case	Last Case		
2012	AFG	KANDAHAR	MAYWAND	1	17/10/2012	17/10/2012					
			PANJWAYI	2	30/10/2012	20/12/2012					
			SPINBOLDAK	1	05/11/2012	05/11/2012					
		HILMAND	KAJAKI	1	02/12/2012	02/12/2012					
			WASHER	1	20/12/2012	20/12/2012					
			NAD-E-ALI	3	03/12/2012	21/12/2012					
			NAHR-E-SARAJ	1	15/11/2012	15/11/2012					
		NAWZAD	1	24/12/2012	24/12/2012						
		AFG Total				11	17/10/2012	24/12/2012			
		PAK	BALOCHISTAN	KABDULAH	15	30/08/2012	14/12/2012				
	KHIGADAP			1	08/12/2012	08/12/2012					
	PAK Total				16	30/08/2012	14/12/2012				
	SOM	LOWER JUBA	KISMAYO	1	23/07/2012	23/07/2012					
	SOM Total				1	23/07/2012	23/07/2012				
YEM	HAJJAH	HARAD				1	24/08/2012	24/08/2012			
	ALHUDAIDAH	ALZUHRA				1	27/04/2012	27/04/2012			
YEM Total							2	27/04/2012	24/08/2012		
2012 Total				28	23/07/2012	24/12/2012	2	27/04/2012	24/08/2012		
2013	AFG	KANDAHAR	SHAHWALIKOT	1	13/03/2013	13/03/2013					
		HILMAND	NAD-E-ALI	2	22/01/2013	20/02/2013					
	AFG Total				3	22/01/2013	13/03/2013				
	PAK	BALOCHISTAN	JAFARABAD	1	11/01/2013	11/01/2013					
			MASTUNG	1	27/06/2013	27/06/2013					
		SINDH	KHIGADAP	4	21/02/2013	03/07/2013					
		FATA	MOHMAND	1	13/07/2013	13/07/2013					
	PAK Total				34	10/04/2013	15/10/2013				
	SOM	LOWER SHABELLE	AFGOI	1	09/01/2013	09/01/2013					
	SOM Total				1	09/01/2013	09/01/2013				
	YEM	SAADAH	SAHAR				1	12/07/2013	12/07/2013		
YEM Total							1	12/07/2013	12/07/2013		
2013 Total				45	09/01/2013	15/10/2013	1	12/07/2013	12/07/2013		

In 2012, 3 AFP cases in Afghanistan and 2 cases in Pakistan were identified as VDPVs by contacts

In 2013, 1 AFP case in Somalia was identified as VDPV by contact