



AFP SURVEILLANCE

18-Nov-13

Week 46, ending 17 November 2013

Number 789

Table 1: Acute Flaccid Paralysis (AFP) cases by week of onset

Country	Reported AFP cases by week of onset - Week (46/13) / Ending on : 17/11/13)														
	Total AFP 2011	Total AFP 2012	Total AFP to date, 2013	W 35 01 Sep 13	W 36 08 Sep 13	W 37 15 Sep 13	W 38 22 Sep 13	W 39 29 Sep 13	W 40 06 Oct 13	W 41 13 Oct 13	W 42 20 Oct 13	W 43 27 Oct 13	W 44 03 Nov 13	W 45 10 Nov 13	W 46 17 Nov 13
Afghanistan	1831	1829	1644	36	44	30	45	37	38	23	23	37	26	20	0
Bahrain	10	19	5	1	0	0	0	0	0	0	0	0	0	0	0
Djibouti	6	6	7	0	1	1	1	1	0	0	0	0	1	0	0
Egypt	1023	1022	852	10	24	14	16	20	13	7	16	17	15	19	5
Iran	603	689	582	10	17	9	19	17	18	10	12	16	9	7	0
Iraq	530	467	356	20	6	9	9	10	3	7	5	6	6	1	
Jordan ****	30	34	22	1	0	0	0	1	3	0					
Kuwait	38	36	32	0	2	0	0	0	2	0	1	2	2	2	0
Lebanon ****	22	24	26	1	0	0	0	0	1	1	3	0	1	2	1
Libya	35	42	49	0	2	1	0	0	0	0	0	2	1		
Morocco	76	81	89	2	3	2	1	3	4	1	5	0	1	1	
Oman	39	31	18	0	0	0	0	0	2	1	0	0	0	0	
Pakistan	5762	5036	3843	94	100	100	98	93	98	59	63	72	27	14	
Palestine ****	17	21	32	1	6	1	2	0	0	2	0	0	0	0	0
Qatar	6	13	8	0	0	0	0	0	0	0	0	0	0		
Saudi Arabia	213	227	185	3	2	5	10	5	3	2	6	4	3	2	0
Somalia	172	148	483	9	12	24	11	7	6	8	9	5	0	0	
Sudan	362	384	347	4	10	7	4	10	9	9	12	7	5	3	0
South Sudan	341	326	295	8	7	9	5	4	4	3	3	1	0	0	0
Syria ****	168	109	105	2	1	6	5	4	16	1	2	5	1	1	
Tunisia	47	61	29	0	0	1	0	0	1	0	0	0			
U.A.E	25	40	30	0	0	0	2	0	0	0	2	0	2	0	0
Yemen	386	475	524	12	16	15	10	10	16	10	9	16	13	9	1
Total EMR	11742	11120	9563	214	253	234	238	222	237	144	171	190	113	81	7

No data = No report received

Table 2: Confirmed polio cases by month of onset

Country	Total year 2011	Total year 2012	17/11		Confirmed polio cases by month of onset											
			2012	2013	December 2012	January 2013	February 2013	March 2013	April 2013	May 2013	June 2013	July 2013	August 2013	September 2013	October 2013	November 2013
Afghanistan	80	37	33	9	2	1	0	1	0	0	0	1	1	2	3	
Bahrain	0	0	0	0	0	0	0	0	0	0	0	0	0	0	0	
Djibouti	0	0	0	0	0	0	0	0	0	0	0	0	0	0	0	
Egypt	0	0	0	0	0	0	0	0	0	0	0	0	0	0	0	
Iran	0	0	0	0	0	0	0	0	0	0	0	0	0	0	0	
Iraq	0	0	0	0	0	0	0	0	0	0	0	0	0	0	0	
Jordan ****	0	0	0	0	0	0	0	0	0	0	0	0	0	0	0	
Kuwait	0	0	0	0	0	0	0	0	0	0	0	0	0	0	0	
Lebanon ****	0	0	0	0	0	0	0	0	0	0	0	0	0	0	0	
Libya	0	0	0	0	0	0	0	0	0	0	0	0	0	0	0	
Morocco	0	0	0	0	0	0	0	0	0	0	0	0	0	0	0	
Oman	0	0	0	0	0	0	0	0	0	0	0	0	0	0	0	
Pakistan	198	58	56	63	0	2	3	1	2	9	4	4	8	19	11	
Palestine ****	0	0	0	0	0	0	0	0	0	0	0	0	0	0	0	
Qatar	0	0	0	0	0	0	0	0	0	0	0	0	0	0	0	
Saudi Arabia	0	0	0	0	0	0	0	0	0	0	0	0	0	0	0	
Somalia	0	0	0	183	0	0	0	0	4	41	67	45	17	7	2	
Sudan	0	0	0	0	0	0	0	0	0	0	0	0	0	0	0	
South Sudan	0	0	0	0	0	0	0	0	0	0	0	0	0	0	0	
Syria ****	0	0	0	13	0	0	0	0	0	0	0	0	0	5	8	
Tunisia	0	0	0	0	0	0	0	0	0	0	0	0	0	0	0	
U.A.E	0	0	0	0	0	0	0	0	0	0	0	0	0	0	0	
Yemen	0	0	0	0	0	0	0	0	0	0	0	0	0	0	0	
Total EMR	278	95	89	268	2	3	3	2	6	50	72	50	27	34	21	0

**** UNRWA cases are included with those of country of residence



World Health Organization – Regional Office for Eastern Mediterranean

AFP SURVEILLANCE

18-Nov-13

Week 46, ending 17 November 2013

Number 789

Table 3: Investigation of AFP cases with paralysis onset in 2012 & 2013 up to Week (46/13) / Ending on : (17/11/13)

COUNTRY	2012												2013												Latest line List Date
	AFP									Specimen	Wild cases		AFP									Specimen	Wild cases		
	Total AFP cases onset 2012	Case classification					Non polio AFP rate **	AFP cases pending classification > 90 days from onset of paralysis	AFP cases pending classification and lab > 90 days from onset of paralysis		% with *** adequate specimens	Wild P1 Poliovirus	Wild P3 Poliovirus	Total AFP cases onset 2013	Case classification					Annualized Non polio AFP rate **	AFP cases pending classification > 90 days from onset of paralysis		AFP cases pending classification and lab > 90 days from onset of paralysis	% with *** adequate specimens	
		Total Confirmed Polio Cases *	Polio Compatible	Pending Classification	Discarded (non polio AFP)	VDPV				Total Confirmed Polio Cases *					Polio Compatible	Pending Classification	Discarded (non polio AFP)	VDPV							
Afghanistan	1829	37	7	0	1774	11	9.4	0	0	92.3	37	0	1644	9	0	103	1529	3	9.8	3	0	93.8	9	0	17/11/2013
Bahrain	19	0	0	0	19	0	7.0	0	0	94.7	0	0	5	0	0	1	4	0	2.1	0	0	80.0	0	0	17/11/2013
Djibouti	6	0	0	0	6	0	2.0	0	0	66.7	0	0	7	0	0	6	1	0	2.7	1	0	85.7	0	0	18/11/2013
Egypt	1022	0	0	0	1021	1	3.2	0	0	91.6	0	0	852	0	0	76	776	0	2.9	2	0	91.9	0	0	14/11/2013
Iran	689	0	0	0	687	2	3.5	0	0	92.5	0	0	582	0	0	109	472	1	3.8	0	0	95.7	0	0	17/11/2013
Iraq	467	0	0	0	467	2	3.2	0	0	89.7	0	0	356	0	0	58	298	0	2.8	20	4	83.4	0	0	14/11/2013
Jordan	34	0	0	0	34	0	1.4	0	0	85.3	0	0	22	0	0	5	17	0	1.0	0	0	90.9	0	0	19/10/2013
Kuwait	36	0	0	0	36	0	4.7	0	0	86.1	0	0	32	0	0	4	28	0	4.8	0	0	93.8	0	0	17/11/2013
Lebanon	24	0	0	0	24	0	2.0	0	0	50.0	0	0	26	0	0	18	8	0	2.9	7	0	30.8	0	0	16/11/2013
Libya	42	0	0	0	42	0	2.1	0	0	97.6	0	0	49	0	0	8	41	0	2.7	2	2	93.9	0	0	09/11/2013
Morocco	81	0	0	0	81	0	0.8	0	0	81.5	0	0	89	0	0	13	76	0	1.0	2	0	70.8	0	0	15/11/2013
Oman	31	0	0	0	31	0	3.9	0	0	100.0	0	0	18	0	0	1	17	0	2.6	0	0	94.4	0	0	11/11/2013
Pakistan	5036	58	6	0	4956	16	6.5	0	0	88.6	56 #	3 #	3843	63	2	329	3408	41	5.6	144	5	89.9	63	0	16/11/2013
Palestine	21	0	0	0	21	0	1.2	0	0	95.2	0	0	32	0	0	11	21	0	2.1	0	0	96.9	0	0	17/11/2013
Qatar	13	0	0	0	13	0	5.6	0	0	92.3	0	0	8	0	0	1	7	0	3.9	1	0	100.0	0	0	03/11/2013
Saudi Arabia	227	0	0	0	227	0	2.6	0	0	96.0	0	0	185	0	0	40	145	0	2.3	0	0	95.7	0	0	17/11/2013
Somalia	148	0	2	0	145	1	2.9	0	0	98.0	0	0	483	183	0	90	209	1	6.2	35	12	85.9	183	0	15/11/2013
Sudan	384	0	0	0	383	1	2.5	0	0	96.9	0	0	347	0	0	15	331	1	2.5	0	0	98.6	0	0	17/11/2013
South Sudan	326	0	0	0	325	1	4.0	0	0	94.2	0	0	295	0	0	75	220	0	4.0	28	16	93.2	0	0	18/11/2013
Syria	109	0	0	0	109	1	1.1	0	0	84.4	0	0	105	13	0	20	72	0	1.2	0	0	68.6	13	0	16/11/2013
Tunisia	61	0	0	0	61	0	2.4	0	0	78.7	0	0	29	0	0	1	28	0	1.2	1	0	82.8	0	0	01/11/2013
U.A.E	40	0	0	0	40	0	4.0	0	0	100.0	0	0	30	0	0	3	27	0	3.4	0	0	96.7	0	0	17/11/2013
Yemen	475	0	0	0	471	4	4.0	0	0	93.3	0	0	524	0	0	60	463	1	4.9	0	0	91.2	0	0	17/11/2013
EMR	11120	95	15	0	10973	40	4.5	0	0	90.6	93	3	9563	268	2	1047	8198	48	4.3	246	39	90.8	268	0	
2011	11742	278	45	0	11395	24	4.8	0	0	90.0	276	2													

* Confirmed polio cases refer to wild isolation from AFP cases or from contacts of negative index AFP cases

** Non-polio AFP per 100,000 children <15 years

*** Adequate here refers to two stool specimens collected at least 24 hours apart, within 14 days of paralysis onset

**** AFP cases co infected with P1 and P3 are counted separately as wild isolates

In 2012, 1 AFP case in Pakistan had co infection P1 & P3 from 2 contacts P1 & P3



Table 4: Investigation of contacts of AFP cases with paralysis onset in 2013 up to Week (46/13) / Ending on : (17/11/2013)

Country	No. of AFP cases	No. of eligible AFP cases for contact sampling*	% of eligible AFP cases with contact samplings	% of eligible AFP cases with 3+ contacts	Total number of Contacts*	% of contacts under 5 years	% of contacts with specimens collected within 7 days of notification of index	% Contact specimens in lab within 3 days of collection	% Contact specimens positive for NPEV	% Contact specimens positive for Sabin like virus	No. of contacts positive for wild virus	% of wild polio virus isolation from contacts	No. of Contacts positive for VDPVs	No. of -ve index AFP cases identified positive by contact	No. of district identified from contacts
Afghanistan	1644	102	87.3	87.3	734	94.8	78.2	22.8	23.8	5.5	0	0.0		0	0
Bahrain	5	1	0.0	0.0	0						0			0	0
Djibouti	7	1	0.0	0.0	6	66.7	50.0	0.0	0.0	0.0	0	0.0		0	0
Egypt	852	80	78.8	77.5	342	75.4	62.3	98.5	15.0	2.1	0	0.0		0	0
Iran	582	25	100.0	96.0	122	67.2	48.4	73.8	2.5	3.3	0	0.0		0	0
Iraq	356	59	66.1	52.5	163	63.2	15.3	74.8	10.8	1.4	0	0.0		0	0
Jordan	22	2	0.0	0.0	0						0			0	0
Kuwait	32	2	100.0	100.0	68	47.1	83.8	100.0	7.4	0.0	0	0.0		0	0
Lebanon	26	18	0.0	0.0	0						0			0	0
Libya	49	3	0.0	0.0	0						0			0	0
Morocco	89	26	46.2	42.3	56	55.4	26.8	47.6	2.4	7.1	0	0.0		0	0
Oman	18	1	0.0	0.0	44	86.4	18.2	100.0	15.9	6.8	0	0.0		0	0
Pakistan	3843	388	82.2	78.9	1123	88.7	60.9	72.3	27.5	5.7	3	0.3		2	2
Palestine	32	1	0.0	0.0	0						0			0	0
Qatar	8	0			0						0			0	0
Saudi Arabia	185	8	100.0	100.0	26	26.9	38.5	33.3	0.0	0.0	0	0.0		0	0
Somalia	483	68	75.0	73.5	1709	83.9	90.8	27.4	10.3	7.5	289	26.2	1	45	13
Sudan	347	5	100.0	100.0	235	83.8	59.6	42.1	11.1	3.2	0	0.0	1	0	0
South Sudan	295	20	90.0	80.0	849	85.3	91.2	2.4	18.9	2.6	0	0.0		0	0
Syria	105	33	27.3	12.1	27	37.0	29.6	66.7	4.2	0.0	0	0.0		0	0
Tunisia	29	5	20.0	0.0	7	28.6	42.9	83.3	0.0	0.0	0	0.0		0	0
U.A.E.	30	1	0.0	0.0	0						0			0	0
Yemen	524	46	63.0	56.5	623	63.2	74.0	10.6	17.8	7.1	0	0.0		0	0
Grand Total 2013	9563	895	74.9	70.8	6134	81.6	74.8	40.8	17.8	5.3	292	5.7	2	47	15
Grand Total 2012	11120	1061	83.6	79.2	5761	82.9	70.4	45.1	18.6	3.3	10	0.2	11	7	4

* Eligible refers to AFP cases with inadequate stool specimens

** Total number of contacts from eligible AFP cases and from other AFP cases as per with country criteria for contact sampling

Last wild contacts in EMRO, 01/01/2012- 17/11/2013

Year	Country	Count of wild contacts	Date of Most Recent stool collection
2012	Afghanistan	3	10/11/2012
	Pakistan	7	08/10/2012
2012 Total		10	10/11/2012
2013	SOM	289	25/10/2013
	Pakistan	3	24/10/2013
2013 Total		292	25/10/2013

Number and distribution by district of -ve index AFP cases identified as wild positive by contact in EMR, 2013

COUNTRY	PROVINCE	DISTRICT	P-1 Count	First Case	Last Case
PAK	SINDH	KASHMIRE	1	02/10/2013	02/10/2013
PAK	KHYBER PAKHTOON	SWABI	1	10/09/2013	10/09/2013
PAK Total			2	10/09/2013	03/10/2013
SOM	BANADIR	ABDUL AZIZ	1	19/05/2013	19/05/2013
		DHARKEINLEY	4	04/05/2013	01/07/2013
		DAYNILE	1	13/05/2013	13/05/2013
		HELLWA	1	10/06/2013	10/06/2013
		HODAN	4	17/04/2013	14/07/2013
		HANAS JABJAB	2	27/04/2013	08/06/2013
		MEDINA	2	28/05/2013	04/06/2013
		WABERI	1	25/05/2013	25/05/2013
	BAY	BAIDOA	3	16/06/2013	19/09/2013
		BURHAKABA	2	26/04/2013	24/06/2013
		DINSOR	4	01/07/2013	16/07/2013
	BAKOOL	EL BARDE	1	12/06/2013	12/06/2013
	GEDO	BELET HAWA	1	28/06/2013	28/06/2013
	HIRAN	MAHAS	1	27/07/2013	27/07/2013
	LOWER JUBA	AFMADOW / HAGAR	2	08/08/2013	14/09/2013
		BADADE	1	04/08/2013	04/08/2013
		JILIB WEST	1	28/06/2013	28/06/2013
		JAMAAME EAST	2	26/05/2013	24/07/2013
		KISMAYO	3	17/05/2013	10/07/2013
	LOWER SHABELLE	BRAVA	1	17/05/2013	17/05/2013
		KURTUNWAAREY	1	09/10/2013	09/10/2013
		WANLEVEYNE	1	08/06/2013	08/06/2013
	MIDDLE JUBA	BUAALLE	1	25/08/2013	25/08/2013
		JILIB EAST	1	02/08/2013	02/08/2013
	MIDDLE SHABELLE	JOWHAR	2	10/06/2013	23/07/2013
		ADEN YABAL	1	27/06/2013	27/06/2013
SOM Total			45	17/04/2013	09/10/2013
Grand Total			47	17/04/2013	09/10/2013



Table 5: Laboratory investigation of AFP cases with paralysis onset in 2013 up to Week (46/13) / Ending on : (17/11/2013)

Country	Polio laboratories Sequencing performed by CDC and RIVM laboratories	AFP cases with specimens	Preliminary virus isolation results of AFP cases						Poliovirus intratypic differentiation results #										Indicators				Latest report Date						
			Referred for ITD		NPEV only	Negative	Pending		Type 1			Type 2			Type 3			Discordant pending sequence	NPEV by PCR	Non-EV	Pending ITD	% specimens positive for NPEV*		% AFP cases with culture results within 14 days	% AFP cases with ITD results within 7 days	% AFP cases with ITD results within 45 days of onset**			
			L20B+	L20B+NPEV			received < / = 14 days	received > 14 days ago	Wild	Sabin	VDPV	Wild	Sabin	VDPV	Wild	Sabin	VDPV												
Afghanistan	RRL Pakistan	1613	84	11	320	1150	44	4	9	48					22	3	40								19%	100%	99%	98%	18/11/2013
Bahrain	PNL Oman	7				6	1																		0%	100%		83%	11/11/2013
Djibouti	NPL Kenya	7				5		2																	0%		100%		18/11/2013
Egypt**	RRL Egypt	838	15	5	100	683	27	8		8							5		5					12%	98%	95%	99%	17/11/2013	
Iran	NPL Iran	582	15		6	550	10	1		7			4	1		3			2					1%	100%	100%	99%	16/11/2013	
Iraq	RRL Egypt	346	7		25	235	4	75		11			3	3		12			1					10%	99%	100%	86%	01/11/2013	
Jordan	RRL Tunisia	25			3	21	1	1																10%	100%			13/11/2013	
Kuwait	RRL Kuwait	36			1	28	4	3																5%	90%		100%	11/11/2013	
Lebanon	RRL Egypt	13				13																		5%	92%		85%	04/11/2013	
Libya	RRL Tunisia	49	1		6	39	2	1		1						1								12%	98%	100%	100%	01/11/2013	
Morocco	RRL Tunisia	74			8	64		1																10%	92%	0%	93%	01/11/2013	
Oman	NPL Oman	18			4	13	1																	32%	100%		100%	11/11/2013	
Pakistan	RRL Pakistan	3953	273	24	817	2697	137	6	61	89			54	41		77		1	5	1				19%	100%	97%	97%	18/11/2013	
Palestine & UNRWA		32			5	25	1																	17%	11%		80%	17/11/2013	
Qatar	NPL Oman	8			1	7																		13%	100%		100%	04/11/2013	
Saudi Arabia	NPL Oman	179	1			170		8		2						3								0%	100%	100%	67%	03/11/2013	
Somalia	NPL Kenya	482	175	2	43	200		75	138	21			8			21								11%	3%		79%	15/11/2013	
Sudan	RRL Egypt	346	6		47	282	10	1					3			6								13%	97%	100%	100%	16/11/2013	
South Sudan	NPL Kenya	295	7		55	170		64		4			1			2								24%	0%		82%	18/11/2013	
Syria	RRL Tunisia	94	17		7	67		3	13				1											6%	73%	100%	100%	30/10/2013	
Tunisia	RRL Tunisia	31	1			27		3		1														0%	100%	100%	96%	01/11/2013	
U.A.E	NPL Oman	24	1		1	22				1						1								4%	100%	100%	100%	11/11/2013	
Yemen	RRL Egypt	510	36		73	350	32	19		10			8			16	1	1	3	3	1			16%	96%	100%	91%	17/11/2013	
Total EMR 2013		9562	639	42	1522	6824	274	275	221	203			104	48		187	1	3	13	11	1			16%	92%	97%	96%		
Total EMR 2012		11004	574	60	1999	8364		5	86	210			115	32	2	242	4	6	24	14				16%	94%	99%	97%		

* Specimens from all sources including non-AFP cases, excluding environmental samples

** This indicator reflects surveillance and laboratory activities

*** Environmental surveillance initiated in Egypt in September 2000 showed the following:

Result	2010	2011	2012	2013
Negative	416	448	401	366
Pending				47
Wild	1		2	
VDPVP2			7	3
VDPVP1			1	
Total	417	448	411	416

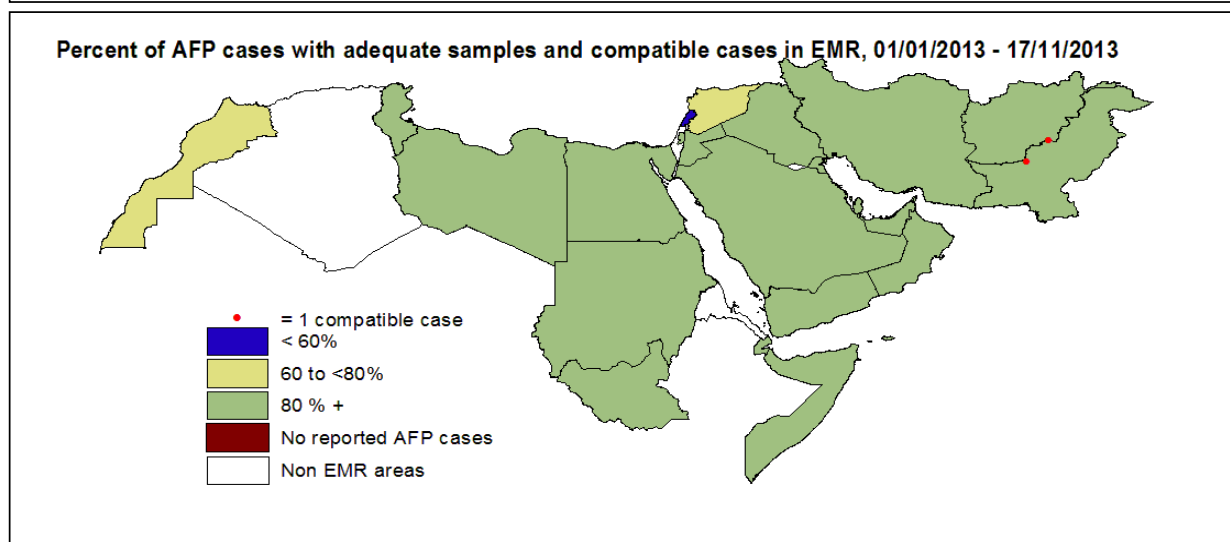
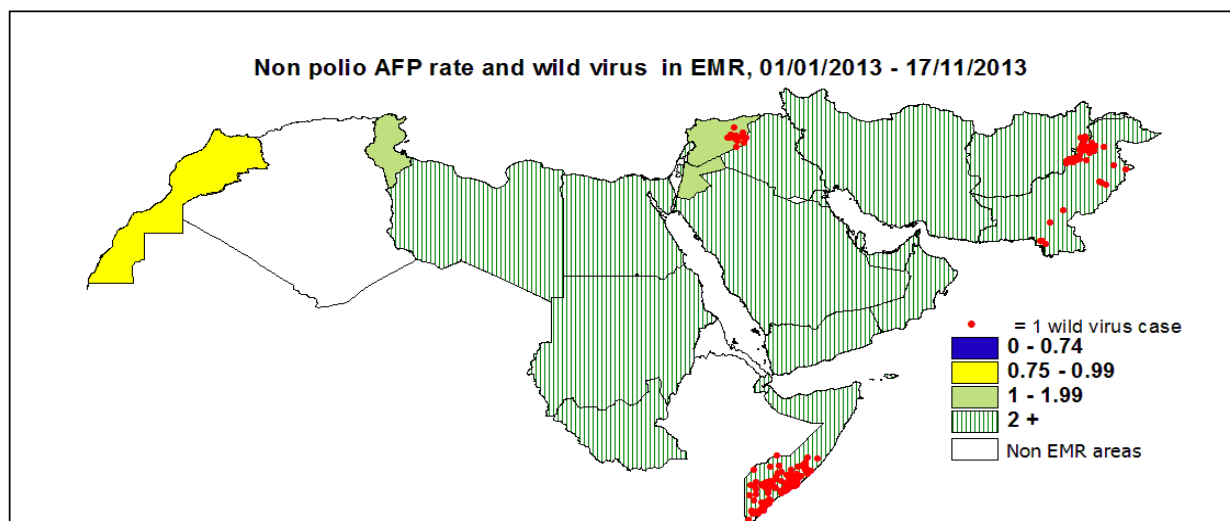
YEAR	Province	Site	Count	First date	Last Date
2013	VDPVP2	CAIRO	AL HAGGANA 2	1	08/01/2013 08/01/2013
		FAYOUM	FAYOUM CITY	1	14/04/2013 14/04/2013
		MINYA	AQURQAS	1	04/03/2013 04/03/2013
VDPVP2 Total			3	08/01/2013 14/04/2013	

**** 3 Environmental specimens taken in West Bank, Palestine were positive for wild polio virus P1. 2 of them were taken from site in West Bank that drains sewage from both Israel and Palestine
Isolation of 1 wild polio virus P1 from environmental specimen collected 20 August 2013 from Gaza, Palestine

****Environmental surveillance initiated in Pakistan in August 2009 showed the following:

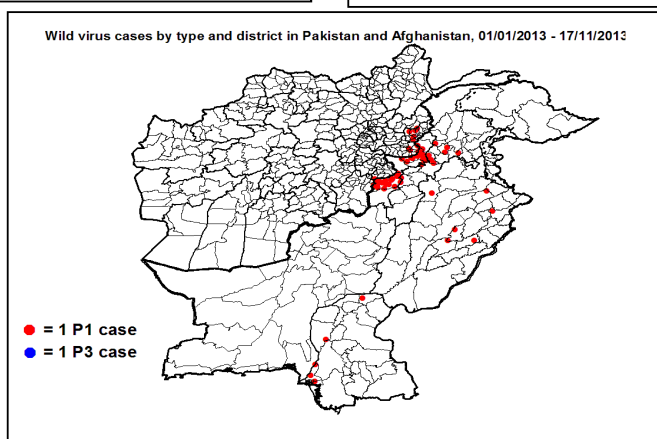
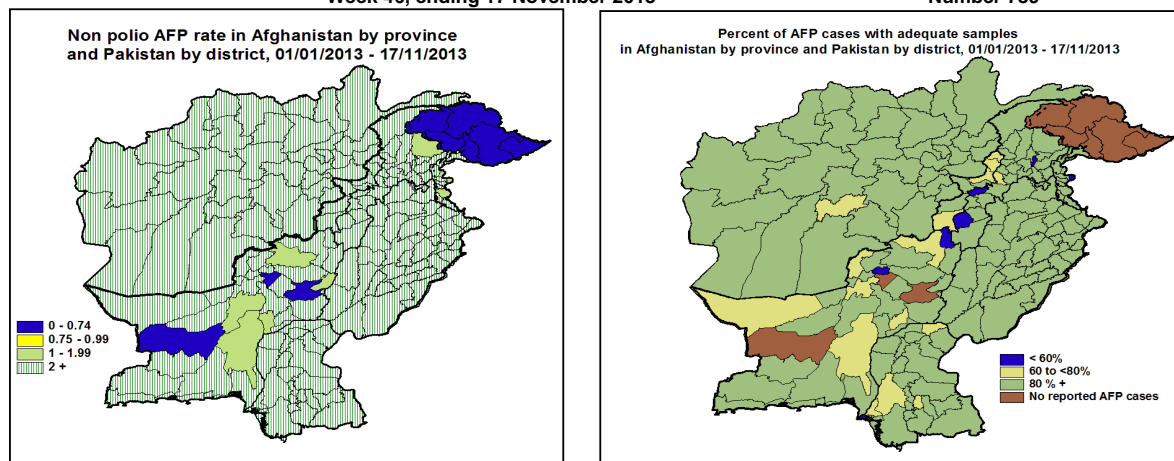
Status	2009	2010	2011	2012	2013
Negative	27	77	68	150	218
pending					22
Wild	18	79	136	89	44
Grand Total	45	156	204	239	284

Year	SITESTID	SITENAME	Count	Wild	First date	Last date
2013	KHLGADAP TOWN	COMPOSITE SAMPLE	5		11/04/2013	22/10/2013
		SOHRAB GOTI	4		29/01/2013	23/09/2013
	KHLGULSHAN-E-IQBAL TOWN	RASHID MINHAS RD LAY	3		22/07/2013	09/10/2013
		LARA MA	7		24/01/2013	24/10/2013
	RAWALPINDI	SHAHEEN TOWN	10		11/01/2013	10/10/2013
		SAFDAR ABAD	4		25/03/2013	24/09/2013
	QUETTA	SUR PUL	1		20/02/2013	20/02/2013
		ALI TOWN	1		18/09/2013	18/09/2013
	HYDERABAD	KOTLA ABDUL FATAH	1		28/08/2013	28/08/2013
		TULSIDAS PUMPING STATION	7		10/01/2013	12/08/2013
FAISALABAD	FAISALABAD COMPOSITE SITE	1		03/01/2013	03/01/2013	
	Total		44		03/01/2013	24/10/2013



Wild polio cases by country and date of onset of paralysis in EMR, 2012-2013

Year	COUNTRY	P1			P3			P1P3			Total Count	First Case	Last Case
		Count	First Case	Last Case	Count	First Case	Last Case	Count	First Case	Last Case			
2012	AFG	37	01/01/2012	20/12/2012							37	01/01/2012	20/12/2012
	PAK	55	01/01/2012	30/11/2012	2	19/02/2012	18/04/2012	1	04/01/2012	04/01/2012	58	01/01/2012	30/11/2012
2012 Total		92	01/01/2012	20/12/2012	2	19/02/2012	18/04/2012	1	04/01/2012	04/01/2012	95	01/01/2012	20/12/2012
2013	AFG	9	31/01/2013	27/09/2013							9	31/01/2013	27/09/2013
	PAK	63	14/01/2013	21/10/2013							63	14/01/2013	21/10/2013
	SOM	183	17/04/2013	09/10/2013							183	17/04/2013	09/10/2013
	SYR	13	10/09/2013	06/10/2013							13	10/09/2013	06/10/2013
2013 Total		268	14/01/2013	21/10/2013							268	14/01/2013	21/10/2013



Wild Polio cases by district and date of onset of paralysis, Afghanistan 2013

PROVINCE	DISTRICT	P1		
		Count	First case	Last case
KUNAR	CHAPADARA	1	27/09/2013	27/09/2013
	NARANG	1	19/09/2013	19/09/2013
	WATAPUR	3	23/07/2013	15/09/2013
	KHASKUNAR	1	28/03/2013	28/03/2013
NANGARHAR	BATIKOT	1	08/08/2013	08/08/2013
	SHINWAR	1	06/06/2013	06/06/2013
	LALPUR	1	31/01/2013	31/01/2013
Grand Total		9	31/01/2013	27/09/2013

Wild Polio cases by district and date of onset of paralysis, Pakistan 2013

PROVINCE	DISTRICT	P1		
		Count	First case	Last case
PUNJAB	SAHIWAL	1	21/10/2013	21/10/2013
	TTSINGH	2	09/10/2013	21/10/2013
	SHEIKUPURA	1	26/09/2013	26/09/2013
	MBDIN	1	26/05/2013	26/05/2013
	MIANWALI	1	07/02/2013	07/02/2013
FATA	WAZIR-N	19	24/05/2013	16/10/2013
	KHYBER	17	24/04/2013	15/10/2013
	FR BANNU	6	03/05/2013	01/10/2013
	FR DIKHAN	1	26/08/2013	26/08/2013
SINDH	KASHMORE	1	03/10/2013	03/10/2013
	KHIGADAP	2	09/07/2013	19/09/2013
	DADU	1	22/03/2013	22/03/2013
	KHIBINQASIM	1	14/01/2013	14/01/2013
KHYBER PAKHTOON	PESHAWAR	3	30/06/2013	24/09/2013
	SWABI	1	10/09/2013	10/09/2013
	KOHAT	1	19/08/2013	19/08/2013
	MARDAN	2	12/02/2013	22/04/2013
	MALAKAND	1	08/02/2013	08/02/2013
	BANNU	1	26/01/2013	26/01/2013
	Grand Total		63	14/01/2013

Swabi P1 case (KP/41/13/037) was identified as wild by a positive contact with date of stool collection 02/10/2013
 Kashmore P1 case (SD/54/13/010) was identified as wild by a positive contact with date of stool collection 24/10/2013



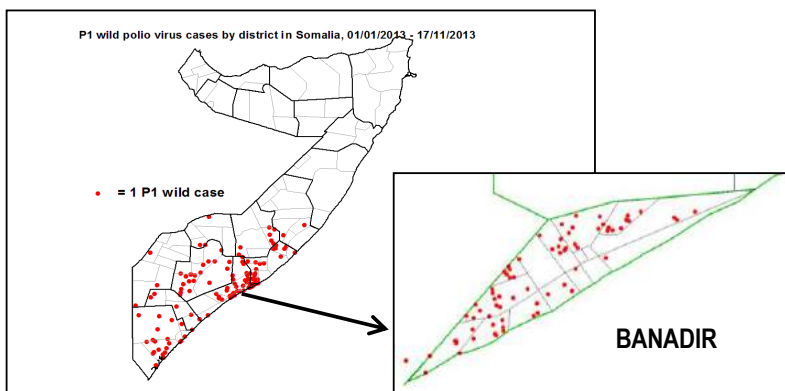
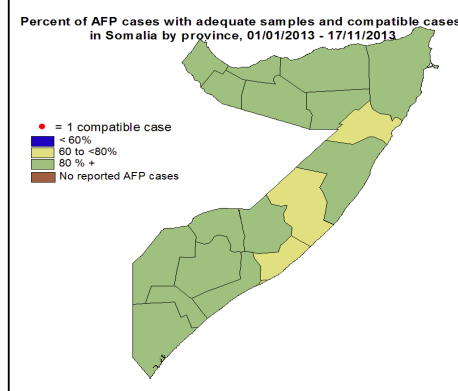
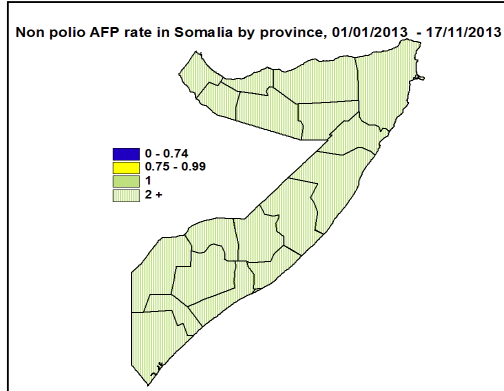
World Health Organization – Regional Office for Eastern Mediterranean

AFP SURVEILLANCE

18-Nov-13

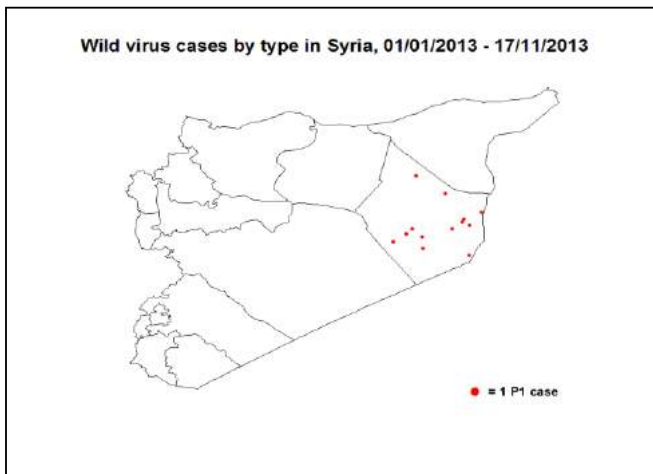
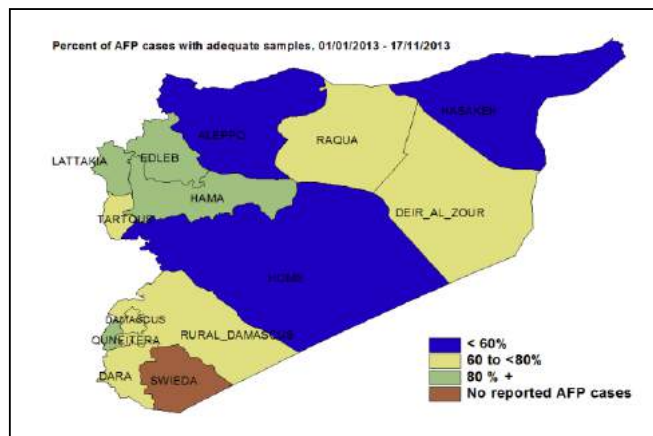
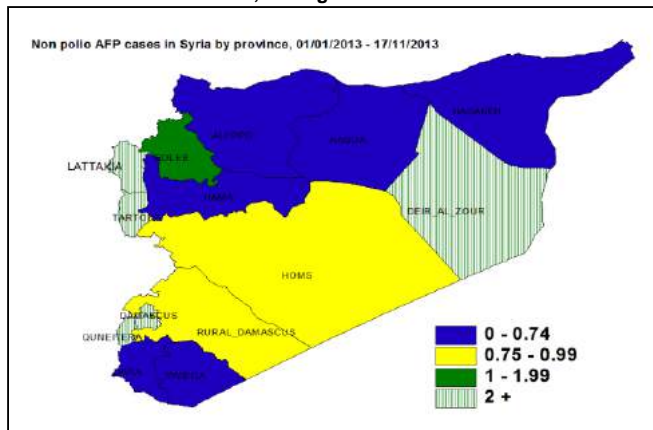
Week 46, ending 17 November 2013

Number 789



Wild Polio cases by district and date of onset of paralysis, Somalia 2013

PROVINCE	DISTRICT	P1			
		Count	First case	Last case	
LOWER SHABELLE	KURTUNWAAREY	4	03/06/2013	09/10/2013	
	MARKA	11	30/05/2013	30/09/2013	
	WANLEWEYNE	5	08/06/2013	18/07/2013	
	QORYOLEY	2	23/05/2013	08/07/2013	
	AFGOI	10	12/05/2013	20/06/2013	
	AWDHEEGLE	1	11/06/2013	11/06/2013	
	BRAVA	1	17/05/2013	17/05/2013	
LOWER JUBA	AFMADOW / HAGAR	4	14/07/2013	01/10/2013	
	KISMAYO	12	17/05/2013	02/09/2013	
	BADADE	1	04/08/2013	04/08/2013	
	JAMAAME EAST	2	26/05/2013	24/07/2013	
	JAMAAME WEST	2	29/06/2013	05/07/2013	
HIRAN	JILIB WEST	1	28/06/2013	28/06/2013	
	MAHAS	5	12/06/2013	29/09/2013	
BAKOOL	BULO BURTI	2	19/07/2013	02/08/2013	
	WAJID	1	24/09/2013	24/09/2013	
BAY	EL BARDE	1	12/06/2013	12/06/2013	
	BAIDOA	5	10/06/2013	19/09/2013	
	DINSOR	12	06/06/2013	18/08/2013	
GEDO	BURHAKABA	4	26/04/2013	08/08/2013	
	BARDERA	2	28/08/2013	13/09/2013	
MIDDLE JUBA	BELET HAWA	1	28/06/2013	28/06/2013	
	BUAALE	1	25/08/2013	25/08/2013	
	SALAGLE	2	07/07/2013	10/08/2013	
MIDDLE SHABELLE	JILIB EAST	2	29/05/2013	02/08/2013	
	JOWHAR	4	08/06/2013	14/08/2013	
	BALAD	6	13/06/2013	07/08/2013	
	RUNINGOD	1	23/07/2013	23/07/2013	
	ADEN YABAL	5	24/05/2013	22/07/2013	
	ADALE	1	09/07/2013	09/07/2013	
GALGADUD	MAHADAY	1	14/06/2013	14/06/2013	
	GALHARERI	1	30/07/2013	30/07/2013	
	EL BUR	1	14/07/2013	14/07/2013	
BANADIR	DHARKENLEY	6	04/05/2013	19/07/2013	
	HODAN	13	17/04/2013	14/07/2013	
	HELIWA	8	05/05/2013	14/07/2013	
	DAYNILE	6	09/05/2013	11/07/2013	
	YAQSHID	9	21/05/2013	11/07/2013	
	WARDIGLEY	7	13/05/2013	30/06/2013	
	WABERI	3	20/05/2013	25/06/2013	
	KARAN	3	26/05/2013	09/06/2013	
	HAMAR JABJAB	3	18/04/2013	08/06/2013	
	MEDINA	8	12/05/2013	04/06/2013	
	HAWALWADAG	1	29/05/2013	29/05/2013	
	HAMARWEYNE	1	21/05/2013	21/05/2013	
	ABDUL AZIZ	1	19/05/2013	19/05/2013	
Grand Total		183	17/04/2013	09/10/2013	



Wild cases are plotted within boundaries of province and not by district

Wild Polio cases by district and date of onset of paralysis, Syria 2013

		P1		
PROVINCE	DISTRICT	Count	First case	Last case
DEIR_AL_ZOUR	MAYADEEN	12	10/09/2013	06/10/2013
	DIER,ALZOUR	1	26/09/2013	26/09/2013
Grand Total		13	10/09/2013	06/10/2013



**Circulating VDPV cases and date of onset of paralysis in EMR countries by districts
2012-2013**

Year	COUNTRY	PROVINCE	DISTRICT	cVDP2			cVDP3				
				Count	First Case	Last Case	Count	First Case	Last Case		
2012	AFG	KANDAHAR	MAYWAND	1	17/10/2012	17/10/2012					
			PANJWAYI	2	30/10/2012	20/12/2012					
			SPINBOLDAK	1	05/11/2012	05/11/2012					
		HILMAND	KAJAKI	1	02/12/2012	02/12/2012					
			WASHER	1	20/12/2012	20/12/2012					
			NAD-E-ALI	3	03/12/2012	21/12/2012					
			NAHR-E-SARAJ	1	15/11/2012	15/11/2012					
			NAWZAD	1	24/12/2012	24/12/2012					
		AFG Total				11	17/10/2012	24/12/2012			
		PAK	BALUCHISTAN	KABDULAH	15	30/08/2012	14/12/2012				
	SINDH		KHIGADAP	1	08/12/2012	08/12/2012					
	PAK Total				16	30/08/2012	14/12/2012				
	SOM	LOWER JUBA	KISMAYO	1	23/07/2012	23/07/2012					
	SOM Total				1	23/07/2012	23/07/2012				
YEM	HAJJAH	HARAD				1	24/08/2012	24/08/2012			
	ALHUDAIDAH	ALZUHRA				1	27/04/2012	27/04/2012			
YEM Total							2	27/04/2012	24/08/2012		
2012 Total				28	23/07/2012	24/12/2012					
2013	AFG	KANDAHAR	SHAHWALIKOT	1	13/03/2013	13/03/2013					
			HILMAND	NAD-E-ALI	2	22/01/2013	20/02/2013				
	AFG Total				3	22/01/2013	13/03/2013				
	PAK	BALUCHISTAN	JAFARABAD	1	11/01/2013	11/01/2013					
			MASTUNG	1	27/06/2013	27/06/2013					
		SINDH	KHIGADAP	4	21/02/2013	03/07/2013					
		FATA	MOHMAND	1	13/07/2013	13/07/2013					
			WAZIR-N	34	10/04/2013	15/10/2013					
	PAK Total				41	11/01/2013	15/10/2013				
	SOM	LOWER SHABELLE	AFGOI	1	09/01/2013	09/01/2013					
	SOM Total				1	09/01/2013	09/01/2013				
YEM	SAADAH	SAHAR				1	12/07/2013	12/07/2013			
YEM Total							1	12/07/2013	12/07/2013		
2013 Total				45	09/01/2013	15/10/2013					

In 2012, 3 AFP cases in Afghanistan and 2 cases in Pakistan were identified as VDPVs by contacts

In 2013, 1 AFP case in Somalia was identified as VDPV by contact