



AFP SURVEILLANCE

30-Sep-13

Week 39, ending 29 September 2013

Number 782

Table 1: Acute Flaccid Paralysis (AFP) cases by week of onset

Country	Reported AFP cases by week of onset - Week (39/13) / Ending on : 29/09/13														
	Total AFP 2011	Total AFP 2012	Total AFP to date, 2013	W 28 14 Jul 13	W 29 21 Jul 13	W 30 28 Jul 13	W 31 04 Aug 13	W 32 11 Aug 13	W 33 18 Aug 13	W 34 25 Aug 13	W 35 01 Sep 13	W 36 08 Sep 13	W 37 15 Sep 13	W 38 22 Sep 13	W 39 29 Sep 13
Afghanistan	1831	1829	1428	35	36	35	33	30	39	37	36	42	28	37	2
Bahrain	10	19	5	0	0	0	0	0	0	0	1	0	0	0	0
Djibouti	6	6	2	0	0	0	1	0	0	0	0				
Egypt	1023	1022	745	15	15	12	8	8	11	20	10	24	14	15	6
Iran	603	689	478	11	15	9	12	11	10	11	10	16	7	7	0
Iraq	530	467	300	3	6	3	6	3	8	11	18	5	2	2	
Jordan ****	30	34	18	1	0	0	0	0	0	0	1	0	0	0	0
Kuwait	38	36	23	0	0	0	0	0	0	0	0	2	0	0	0
Lebanon ****	22	24	10	0	0	0	1	0	0	1	0	0	0	0	
Libya	35	42	44	3	1	1	0	0	1	1	0	1	0		
Morocco	76	81	72	2	3	2	2	1	1	1	2	2	2	0	0
Oman	39	31	15	0	1	0	1	1	0	1	0	0	0	0	
Pakistan	5762	5036	3254	97	92	78	83	85	110	109	84	83	64	24	0
Palestine ****	17	21	27	1	1	0	0	1	1	1	1	4	1	1	0
Qatar	6	13	8	0	1	0	0	0	1	0	0	0	0	0	0
Saudi Arabia	213	227	149	5	2	3	5	1	6	6	3	2	2	2	0
Somalia	172	148	429	24	26	15	9	21	14	9	9	9	15	5	0
Sudan	362	384	289	12	5	8	7	4	6	6	4	11	6	1	0
South Sudan	341	326	265	10	10	2	3	6	12	5	8	6	1	0	0
Syria ****	168	109	69	1	1	3	1	1	1	2	2	1	5	2	
Tunisia	47	61	26	0	2	1	0	1	0	0	0	0			
U.A.E	25	40	26	1	2	0	0	0	1	0	0	0	0	2	0
Yemen	386	475	434	17	11	15	7	7	4	8	12	15	14	5	1
Total EMR	11742	11120	8116	238	230	187	179	181	226	229	201	223	161	103	9

No data = No report received

Table 2: Confirmed polio cases by month of onset

Country	Total year 2011	Total year 2012	29/09		Confirmed polio cases by month of onset											
			2012	2013	October 2012	November 2012	December 2012	January 2013	February 2013	March 2013	April 2013	May 2013	June 2013	July 2013	August 2013	September 2013
Afghanistan	80	37	26	6	6	3	2	1	0	1	0	0	1	1	2	
Bahrain	0	0	0	0	0	0	0	0	0	0	0	0	0	0	0	
Djibouti	0	0	0	0	0	0	0	0	0	0	0	0	0	0	0	
Egypt	0	0	0	0	0	0	0	0	0	0	0	0	0	0	0	
Iran	0	0	0	0	0	0	0	0	0	0	0	0	0	0	0	
Iraq	0	0	0	0	0	0	0	0	0	0	0	0	0	0	0	
Jordan ****	0	0	0	0	0	0	0	0	0	0	0	0	0	0	0	
Kuwait	0	0	0	0	0	0	0	0	0	0	0	0	0	0	0	
Lebanon ****	0	0	0	0	0	0	0	0	0	0	0	0	0	0	0	
Libya	0	0	0	0	0	0	0	0	0	0	0	0	0	0	0	
Morocco	0	0	0	0	0	0	0	0	0	0	0	0	0	0	0	
Oman	0	0	0	0	0	0	0	0	0	0	0	0	0	0	0	
Pakistan	198	58	46	36	8	4	0	2	3	1	2	9	4	4	7	4
Palestine ****	0	0	0	0	0	0	0	0	0	0	0	0	0	0	0	
Qatar	0	0	0	0	0	0	0	0	0	0	0	0	0	0	0	
Saudi Arabia	0	0	0	0	0	0	0	0	0	0	0	0	0	0	0	
Somalia	0	0	0	175	0	0	0	0	0	0	4	41	69	48	13	
Sudan	0	0	0	0	0	0	0	0	0	0	0	0	0	0	0	
South Sudan	0	0	0	3	0	0	0	0	0	0	0	0	0	0	3	
Syria ****	0	0	0	0	0	0	0	0	0	0	0	0	0	0	0	
Tunisia	0	0	0	0	0	0	0	0	0	0	0	0	0	0	0	
U.A.E	0	0	0	0	0	0	0	0	0	0	0	0	0	0	0	
Yemen	0	0	0	0	0	0	0	0	0	0	0	0	0	0	0	
Total EMR	278	95	72	220	14	7	2	3	3	2	6	50	74	53	25	4

**** UNRWA cases are included with those of country of residence



World Health Organization – Regional Office for Eastern Mediterranean

AFP SURVEILLANCE

30-Sep-13

Week 39, ending 29 September 2013

Number 782

Table 3: Investigation of AFP cases with paralysis onset in 2012 & 2013 up to Week (39/13) / Ending on : (29/09/13)

COUNTRY	2012												2013												Latest line List Date
	AFP									Specimen	Wild cases		AFP									Specimen	Wild cases		
	Total AFP cases onset 2012	Case classification					Non polio AFP rate **	AFP cases pending classification > 90 days from onset of paralysis	AFP cases pending classification and lab > 90 days from onset of paralysis		% with *** adequate specimens	Wild P1 Poliovirus	Wild P3 Poliovirus	Total AFP cases onset 2013	Case classification					Annualized Non polio AFP rate **	AFP cases pending classification > 90 days from onset of paralysis		AFP cases pending classification and lab > 90 days from onset of paralysis	% with *** adequate specimens	
		Total Confirmed Polio Cases *	Polio Compatible	Pending Classification	Discarded (non polio AFP)	VDPV				Total Confirmed Polio Cases *					Polio Compatible	Pending Classification	Discarded (non polio AFP)	VDPV							
Afghanistan	1829	37	7	0	1774	11	9.4	0	0	92.3	37	0	1428	6	0	103	1316	3	10.1	7	1	94.3	6	0	29/09/2013
Bahrain	19	0	0	0	19	0	7.0	0	0	94.7	0	0	5	0	0	1	4	0	2.5	0	0	80.0	0	0	29/09/2013
Djibouti	6	0	0	0	6	0	2.0	0	0	66.7	0	0	2	0	0	2	0	0	0.9	1	1	50.0	0	0	02/09/2013
Egypt	1022	0	0	0	1021	1	3.2	0	0	91.6	0	0	745	0	0	63	682	0	3.0	1	0	92.6	0	0	29/09/2013
Iran	689	0	0	0	687	2	3.5	0	0	92.5	0	0	478	0	0	95	382	1	3.6	0	0	95.0	0	0	29/09/2013
Iraq	467	0	0	0	467	2	3.2	0	0	89.7	0	0	300	0	0	33	267	0	2.8	15	5	84.7	0	0	26/09/2013
Jordan	34	0	0	0	34	0	1.4	0	0	85.3	0	0	18	0	0	1	17	0	1.0	0	0	88.9	0	0	29/09/2013
Kuwait	36	0	0	0	36	0	4.7	0	0	86.1	0	0	23	0	0	1	22	0	4.1	0	0	91.3	0	0	29/09/2013
Lebanon	24	0	0	0	24	0	2.0	0	0	50.0	0	0	10	0	0	2	8	0	1.4	0	0	70.0	0	0	28/09/2013
Libya	42	0	0	0	42	0	2.1	0	0	97.6	0	0	44	0	0	5	39	0	2.9	0	0	95.5	0	0	20/09/2013
Morocco	81	0	0	0	81	0	0.8	0	0	81.5	0	0	72	0	0	6	66	0	0.9	1	0	73.6	0	0	30/09/2013
Oman	31	0	0	0	31	0	3.9	0	0	100.0	0	0	15	0	0	0	15	0	2.6	0	0	100.0	0	0	23/09/2013
Pakistan	5036	58	6	0	4956	16	6.5	0	0	88.6	56 #	3 #	3254	36	2	274	2916	24	5.7	88	4	90.3	36	0	30/09/2013
Palestine	21	0	0	0	21	0	1.2	0	0	95.2	0	0	27	0	0	14	13	0	2.1	1	1	100.0	0	0	29/09/2013
Qatar	13	0	0	0	13	0	5.6	0	0	92.3	0	0	8	0	0	1	7	0	4.6	0	0	100.0	0	0	29/09/2013
Saudi Arabia	227	0	0	0	227	0	2.6	0	0	96.0	0	0	149	0	0	34	115	0	2.2	0	0	94.6	0	0	29/09/2013
Somalia	148	0	2	0	145	1	2.9	0	0	98.0	0	0	429	175	0	103	150	1	6.2	24	11	85.1	175	0	30/09/2013
Sudan	384	0	0	0	383	1	2.5	0	0	96.9	0	0	289	0	0	15	273	1	2.4	0	0	99.3	0	0	29/09/2013
South Sudan	326	0	0	0	325	1	4.0	0	0	94.2	0	0	265	3	0	45	217	0	4.2	11	1	92.8	3	0	30/09/2013
Syria	109	0	0	0	109	1	1.1	0	0	84.4	0	0	69	0	0	15	54	0	1.1	0	0	75.4	0	0	26/09/2013
Tunisia	61	0	0	0	61	0	2.4	0	0	78.7	0	0	26	0	0	2	24	0	1.3	1	0	84.6	0	0	13/09/2013
U.A.E	40	0	0	0	40	0	4.0	0	0	100.0	0	0	26	0	0	2	24	0	3.5	0	0	96.2	0	0	29/09/2013
Yemen	475	0	0	0	471	4	4.0	0	0	93.3	0	0	434	0	0	111	323	0	4.8	3	1	91.0	0	0	29/09/2013
EMR	11120	95	15	0	10973	40	4.5	0	0	90.6	93	3	8116	220	2	928	6934	30	4.4	153	25	91.3	220	0	
2011	11742	278	45	0	11395	24	4.8	0	0	90.0	276	2													

* Confirmed polio cases refer to wild isolation from AFP cases or from contacts of negative index AFP cases

** Non-polio AFP per 100,000 children <15 years

*** Adequate here refers to two stool specimens collected at least 24 hours apart, within 14 days of paralysis onset

**** AFP cases co infected with P1 and P3 are counted separately as wild isolates

In 2012, 1 AFP case in Pakistan had co infection P1 & P3 from 2 contacts P1 & P3



World Health Organization – Regional Office for Eastern Mediterranean
AFP SURVEILLANCE

Week 39, ending 29 September 2013

30-Sep-13

Number 782

Table 4: Investigation of contacts of AFP cases with paralysis onset in 2013 up to Week (39/13) / Ending on : (29/09/2013)

Country	No. of AFP cases	No. of eligible AFP cases for contact sampling*	% of eligible AFP cases with contact samplings	% of eligible AFP cases with 3+ contacts	Total number of Contacts*	% of contacts under 5 years	% of contacts with specimens collected within 7 days of notification of index	% Contact specimens in lab within 3 days of collection	% Contact specimens positive for NPEV	% Contact specimens positive for Sabin like virus	No. of contacts positive for wild virus	% of wild polio virus isolation from contacts	No. of Contacts positive for VDPVs	No. of -ve index AFP cases identified positive by contact	No. of district identified infected from contacts
Afghanistan	1428	82	87.8	87.8	631	95.1	78.3	20.0	24.2	5.5	0	0.0		0	0
Bahrain	5	1	0.0	0.0	0						0			0	0
Djibouti	2	1	0.0	0.0	0						0			0	0
Egypt	745	65	89.2	87.7	312	76.0	62.5	98.2	14.9	2.5	0	0.0		0	0
Iran	478	24	100.0	95.8	103	64.1	45.6	69.9	2.9	2.9	0	0.0		0	0
Iraq	300	46	69.6	54.3	138	61.6	15.9	75.8	10.5	0.0	0	0.0		0	0
Jordan	18	2	0.0	0.0	0						0			0	0
Kuwait	23	2	100.0	100.0	67	46.3	83.6	100.0	7.8	0.0	0	0.0		0	0
Lebanon	10	3	0.0	0.0	0						0			0	0
Libya	44	2	0.0	0.0	0						0			0	0
Morocco	72	19	36.8	31.6	34	38.2	5.9	24.1	3.4	10.3	0	0.0		0	0
Oman	15	0			44	86.4	18.2	100.0	15.9	6.8	0	0.0		0	0
Pakistan	3254	317	81.1	77.3	919	88.6	60.3	72.0	28.6	6.2	0	0.0		0	0
Palestine	27	0			0						0			0	0
Qatar	8	0			0						0			0	0
Saudi Arabia	149	8	62.5	62.5	17	29.4	41.2	0.0	0.0	0.0	0	0.0		0	0
Somalia	429	64	70.3	68.8	1530	84.8	91.1	29.7	9.9	7.3	284	30.7	1	46	14
Sudan	289	2	100.0	100.0	201	84.6	58.7	45.3	10.6	2.9	0	0.0	1	0	0
South Sudan	265	19	89.5	78.9	757	84.8	91.8	2.4	18.9	2.6	0	0.0		0	0
Syria	69	17	23.5	11.8	13	15.4	23.1	100.0	10.0	0.0	0	0.0		0	0
Tunisia	26	4	25.0	0.0	7	28.6	42.9	83.3	0.0	0.0	0	0.0		0	0
U.A.E.	26	1	0.0	0.0	0						0			0	0
Yemen	434	39	74.4	66.7	618	63.3	72.3	10.9	16.5	7.1	0	0.0		0	0
Grand Total 2013	8116	718	77.3	73.0	5391	81.5	75.0	39.3	17.7	5.2	284	6.5	2	46	14
Grand Total 2012	11120	1061	83.6	79.2	5766	82.8	70.3	45.1	18.6	3.3	10	0.2	11	7	4

* Eligible refers to AFP cases with inadequate stool specimens

** Total number of contacts from eligible AFP cases and from other AFP cases as per with country criteria for contact sampling

Last wild contacts in EMRO, 01/01/2012- 29/09/2013

Year	Country	Data	Date of Most Recent stool collection
		Count of wild contacts	
2012	Afghanistan	3	10/11/2012
	Pakistan	7	08/10/2012
2012 Total		10	10/11/2012
2013	SOM	284	24/08/2013
2013 Total		284	24/08/2013

Number and distribution by district of -ve index AFP cases identified as wild positive by contact in EMR, 2013

COUNTRY	PROVINCE	DISTRICT	P1 Count	First case	Last case
SOM	BAY	BAIDOA	2	16/06/2013	19/08/2013
		BURHAKABA	3	26/04/2013	07/08/2013
		DINSOR	4	01/07/2013	16/07/2013
	LOWER JUBA	AFMADOW / HAGAR	1	08/08/2013	08/08/2013
		BADADE	1	04/08/2013	04/08/2013
		JAMAAME EAST	2	26/05/2013	24/07/2013
		KISMAYO	3	17/05/2013	10/07/2013
		JILIB WEST	1	28/06/2013	28/06/2013
	MIDDLE JUBA	JILIB EAST	1	02/08/2013	02/08/2013
	HIRAN	MAHAS	1	27/07/2013	27/07/2013
	MIDDLE SHABELLE	JOWHAR	2	10/06/2013	23/07/2013
		ADEN YABAL	1	27/06/2013	27/06/2013
	GEDO	EL WAG	1	21/07/2013	21/07/2013
		BELT HAWA	1	28/06/2013	28/06/2013
	SOOL	LAS ANOD	2	16/06/2013	19/07/2013
	BANADIR	HODAN	4	17/04/2013	14/07/2013
		DHARKENLEY	4	04/05/2013	01/07/2013
		MEDINA	3	28/05/2013	29/06/2013
		HELWA	1	10/06/2013	10/06/2013
		HAWAR JABJAB	2	27/04/2013	08/06/2013
		WABERI	1	25/05/2013	25/05/2013
		ABDULAZIZ	1	19/05/2013	19/05/2013
		DAYNILE	1	13/05/2013	13/05/2013
	BAKOOL	EL BARDE	1	12/06/2013	12/06/2013
	LOWER SHABELLE	WANLEWEYNE	1	08/06/2013	08/06/2013
		BRAVA	1	17/05/2013	17/05/2013
SOM Total			46	17/04/2013	19/08/2013



Table 5: Laboratory investigation of AFP cases with paralysis onset in 2013 up to Week (39/13) / Ending on : (29/09/2013)

Country	Polio laboratories Sequencing performed by CDC and RIVM laboratories	AFP cases with specimens	Preliminary virus isolation results of AFP cases						Poliovirus intratypic differentiation results #										Indicators				Latest report Date			
			Referred for ITD		NPEV only	Negative	Pending		Type 1			Type 2			Type 3			Discordant pending sequence	NPEV by PCR	Non-EV	Pending ITD	% specimens positive for NPEV*		% AFP cases with culture results within 14 days	% AFP cases with ITD results within 7 days	% AFP cases with ITD results within 45 days of onset**
			L20B+	L20B+NPEV			received < / = 14 days	received > 14 days ago	Wild	Sabin	VDPV	Wild	Sabin	VDPV	Wild	Sabin	VDPV									
Afghanistan	RRL Pakistan	1396	76	10	264	986	60		6	44			20	3	35		1				18%	100%	100%	98%	28/09/2013	
Bahrain	PNL Oman	4				4															0%	100%		75%	15/09/2013	
Djibouti	NPL Kenya	2						2																	02/09/2013	
Egypt**	RRL Egypt	730	13	5	81	590	34	7		8					4		5	4			11%	98%	94%	99%	29/09/2013	
Iran	NPL Iran	482	14		6	447	15			7			3	1	3				2		2%	100%	100%	99%	28/09/2013	
Iraq	RRL Egypt	295	7		25	220	8	35		8			2		10		1				10%	99%	100%	100%	28/09/2013	
Jordan	RRL Tunisia	18			1	16	1														6%	100%			29/09/2013	
Kuwait	RRL Kuwait	25			1	22	1	1													6%	87%		100%	22/09/2013	
Lebanon	RRL Egypt	12				11	1														0%	100%		91%	29/09/2013	
Libya	RRL Tunisia	45	1		6	33	1	4		1					1						14%	97%	100%	100%	20/09/2013	
Morocco	RRL Tunisia	63			7	52	2	1													10%	90%	0%	95%	27/09/2013	
Oman	NPL Oman	15			4	11															32%	100%		100%	15/09/2013	
Pakistan	RRL Pakistan	3319	198	18	687	2233	183		36	74			31	25	60		8	5	1		20%	100%	97%	98%	30/09/2013	
Palestine & UNRWA		27			3	19	2	2													14%	16%		80%	29/09/2013	
Qatar	NPL Oman	8			1	7															13%	100%		100%	15/09/2013	
Saudi Arabia	NPL Oman	147	1			120	3	23		2					3						0%	100%	100%	67%	17/09/2013	
Somalia	NPL Kenya	428	151	2	32	137	23	84	129	12			7		13						11%	3%		79%	30/09/2013	
Sudan	RRL Egypt	285	5		38	232	5	5					3		6						12%	98%	100%	100%	22/09/2013	
South Sudan	NPL Kenya	265	10		55	167		34	3	4			1		2						24%	0%		82%	30/09/2013	
Syria	RRL Tunisia	51	1		3	47							1								5%	96%	100%	100%	19/09/2013	
Tunisia	RRL Tunisia	27	1			25	1			1											0%	100%	100%	96%	20/09/2013	
U.A.E	NPL Oman	21	1		1	19				1					1						5%	100%	100%	100%	15/09/2013	
Yemen	RRL Egypt	426	31		44	306	44	1		9			6		15		3	1	3		14%	95%	100%	90%	29/09/2013	
Total EMR 2013		8091	510	35	1259	5704	384	199	174	171			74	29	153		13	11	10		15%	92%	98%	96%		
Total EMR 2012		11004	574	60	1999	8364		5	86	210			115	32	2	242	4	6	24	14	18%	94%	99%	97%		

* Specimens from all sources including non-AFP cases, excluding environmental samples

** This indicator reflects surveillance and laboratory activities

*** Environmental surveillance initiated in Egypt in September 2000 showed the following:

Result	2010	2011	2012	2013
Negative	416	448	401	312
Pending				37
Wild	1		2	
VDPVP2			7	3
VDPVP1			1	
Total	417	448	411	352

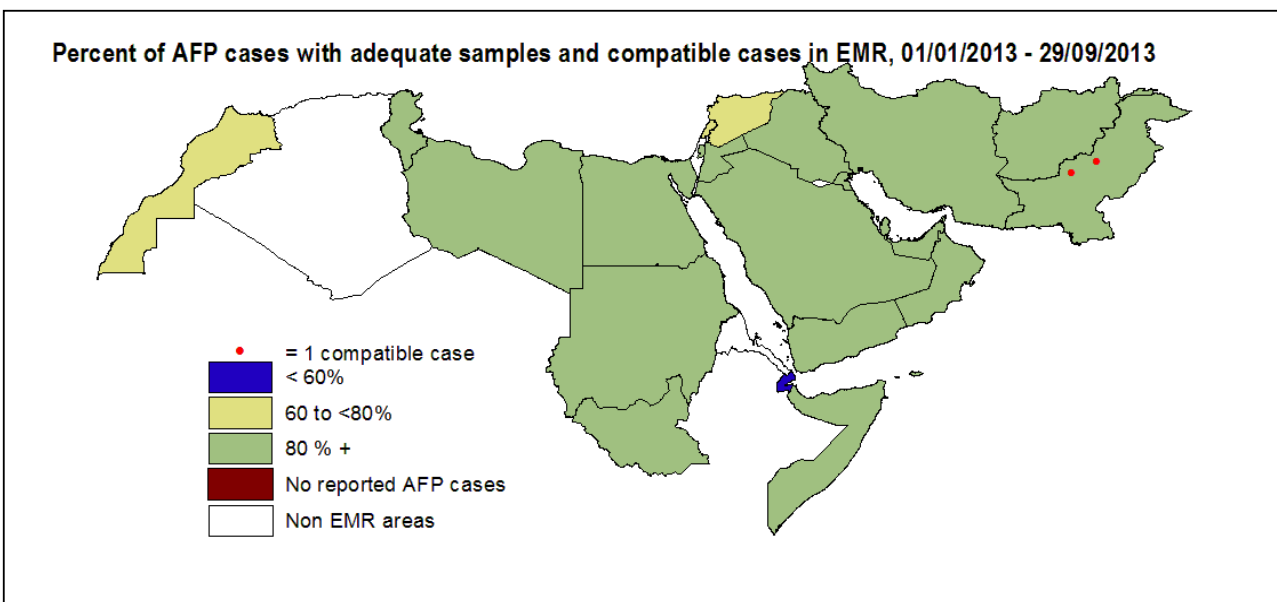
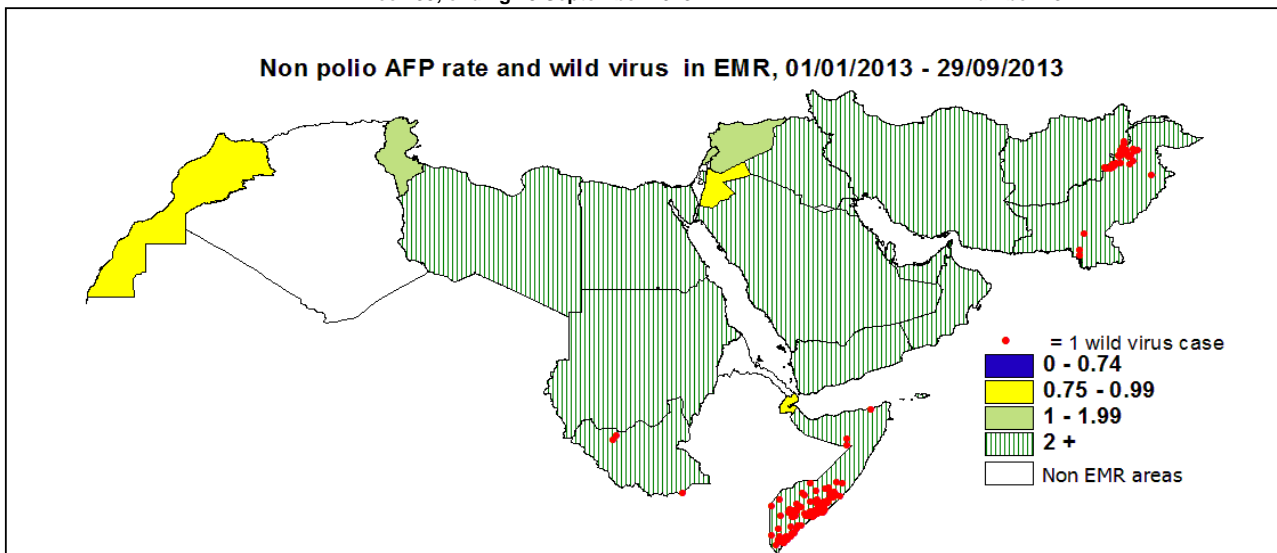
YEAR	Province	Site	Count	First date	Last Date	
2013	VDPVP2	CAIRO	AL HAGGANA 2	1	08/01/2013	08/01/2013
		FAYOUM	FAYOUM CITY	1	14/04/2013	14/04/2013
		MINYA	AQURQAS	1	04/03/2013	04/03/2013
		VDPVP2 Total		3	08/01/2013	14/04/2013

**** 3 Environmental specimens taken in West Bank, Palestine were positive for wild polio virus P1. 2 of them were taken from site in West Bank that drains sewage from both Israel and Palestine
Isolation of 1 wild polio virus P1 from environmental specimen collected 20 August 2013 from Gaza, Palestine

****Environmental surveillance initiated in Pakistan in August 2009 showed the following:

Status	2009	2010	2011	2012	2013
Negative	27	77	68	150	177
pending					19
Wild	18	79	136	89	34
Grand Total	45	156	204	239	230

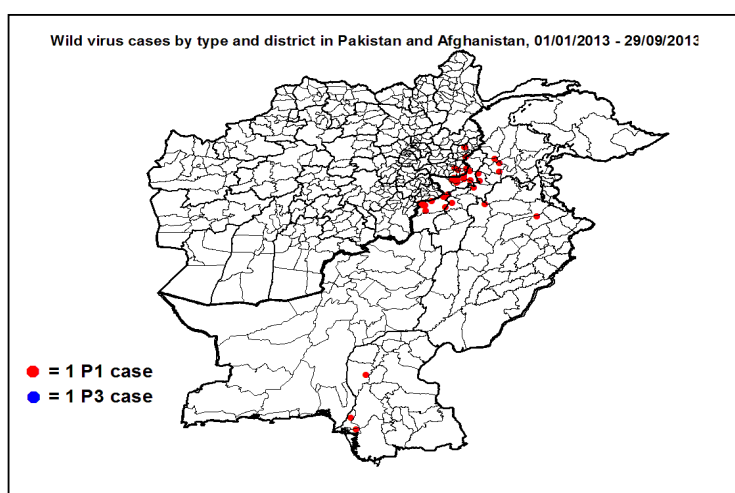
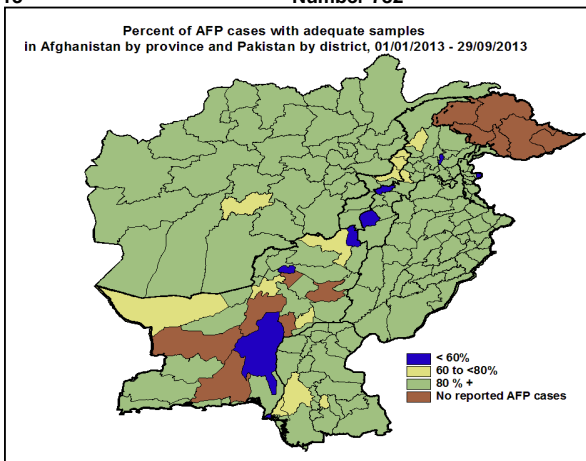
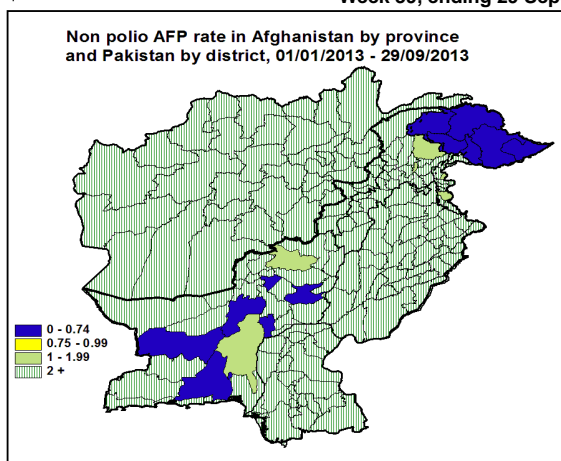
Year	SITEDIST	SITENAME	Count	Wild	First date	Last date
2013	KHILGADAP TOWN	COMPOSITE SAMPLE	4	1	11/04/2013	13/08/2013
		SOHRAB GOTH	3	29/01/2013	19/08/2013	
	KHILGULSHAN-E-IQBAL TOWN	RASHID MINHAS RD LAY	1	22/07/2013	22/07/2013	
		LARA MA	5	24/01/2013	24/08/2013	
	RAWALPINDI	SHAHEEN TOWN	8	11/01/2013	07/08/2013	
		SAFDAR ABAD	3	25/03/2013	24/08/2013	
	QUETTA	SUR PUL	1	20/02/2013	20/02/2013	
	MULTAN	KOTLA ABDUL FATAH	1	28/08/2013	28/08/2013	
	HYDERABAD	TULSIDAS PUMPING STATION	7	10/01/2013	12/08/2013	
	FAISALABAD	FAISALABAD COMPOSITE SITE	1	03/01/2013	03/01/2013	
2013 Total			34	03/01/2013	28/08/2013	



Wild polio cases by country and date of onset of paralysis in EMR, 2012-2013

Year	COUNTRY	P1			P3			P1P3			Total Count	First Case	Last Case
		Count	First Case	Last Case	Count	First Case	Last Case	Count	First Case	Last Case			
2012	AFG	37	01/01/2012	20/12/2012							37	01/01/2012	20/12/2012
	PAK	55	01/01/2012	30/11/2012	2	19/02/2012	18/04/2012	1	04/01/2012	04/01/2012	58	01/01/2012	30/11/2012
2012 Total		92	01/01/2012	20/12/2012	2	19/02/2012	18/04/2012	1	04/01/2012	04/01/2012	95	01/01/2012	20/12/2012
2013	AFG	6	31/01/2013	27/08/2013							6	31/01/2013	27/08/2013
	PAK	36	14/01/2013	08/09/2013							36	14/01/2013	08/09/2013
	SOM	175	17/04/2013	27/08/2013							175	17/04/2013	27/08/2013
	SSU	3	15/08/2013	24/08/2013							*3	15/08/2013	24/08/2013
2013 Total		220	14/01/2013	08/09/2013							220	14/01/2013	08/09/2013

* 3 new NSL type 1 by ITD results were reported from South Sudan. Cases were referred for sequencing in CDC. Awaiting final results.



Wild Polio cases by district and date of onset of paralysis, Afghanistan 2013

PROVINCE	DISTRICT	Count	First case	Last case
KUNAR	WATAPUR	2	23/07/2013	27/08/2013
	KHASKUNAR	1	28/03/2013	28/03/2013
NANGARHAR	BATIKOT	1	08/08/2013	08/08/2013
	SHINWAR	1	06/06/2013	06/06/2013
	LALPUR	1	31/01/2013	31/01/2013
Grand Total		6	31/01/2013	27/08/2013

Wild Polio cases by district and date of onset of paralysis, Pakistan 2013

PROVINCE	DISTRICT	Count	First case	Last case
FATA	WAZIR-N	10	24/05/2013	08/09/2013
	KHYBER	10	24/04/2013	30/08/2013
	FR DIKHAN	1	26/08/2013	26/08/2013
	FR BANNU	3	03/05/2013	27/07/2013
KHYBER PAKHTOON	PESHAWAR	2	30/06/2013	31/08/2013
	KOHAT	1	19/08/2013	19/08/2013
	MARDAN	2	12/02/2013	22/04/2013
	MALAKAND	1	08/02/2013	08/02/2013
	BANNU	1	26/01/2013	26/01/2013
SINDH	KHIGADAP	1	09/07/2013	09/07/2013
	DADU	1	22/03/2013	22/03/2013
	KHIBINQASIM	1	14/01/2013	14/01/2013
PUNJAB	MBDIN	1	26/05/2013	26/05/2013
	MIANWALI	1	07/02/2013	07/02/2013
Grand Total		36	14/01/2013	08/09/2013



World Health Organization – Regional Office for Eastern Mediterranean

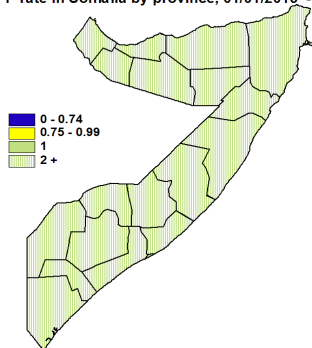
AFP SURVEILLANCE

30-Sep-13

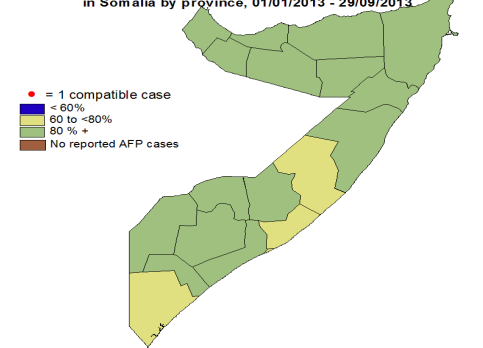
Week 39, ending 29 September 2013

Number 782

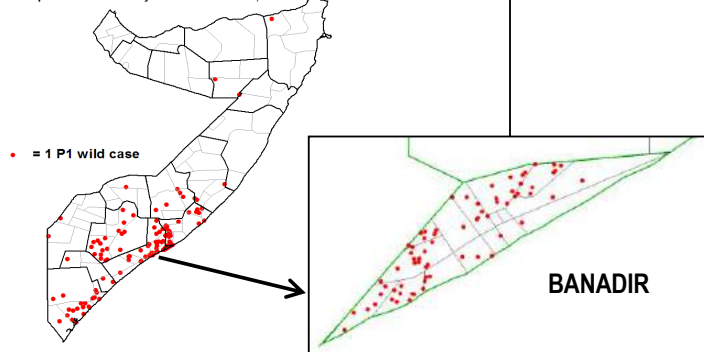
Non polio AFP rate in Somalia by province, 01/01/2013 - 29/09/2013



Percent of AFP cases with adequate samples and compatible cases in Somalia by province, 01/01/2013 - 29/09/2013



P1 wild polio virus cases by district in Somalia, 01/01/2013 - 29/09/2013



Wild Polio cases by district and date of onset of paralysis, Somalia 2013

PROVINCE	DISTRICT	Count	First case	Last case
HIRAN	MAHAS	4	12/06/2013	27/08/2013
	BULO BURTI	2	19/07/2013	02/08/2013
BAY	BAIDOA	4	10/06/2013	19/08/2013
	DINSOR	12	06/06/2013	18/08/2013
	BURHAKABA	3	26/04/2013	07/08/2013
MIDDLE SHABELLE	JOWHAR	4	08/06/2013	14/08/2013
	BALAD	6	13/06/2013	07/08/2013
	RUNINGOD	1	23/07/2013	23/07/2013
	ADEN YABAL	5	24/05/2013	22/07/2013
	ADALE	1	09/07/2013	09/07/2013
	MAHADAY	1	14/06/2013	14/06/2013
LOWER JUBA	KISMAYO	11	17/05/2013	10/08/2013
	AFMADOW / HAGAR	2	14/07/2013	08/08/2013
	BADADE	1	04/08/2013	04/08/2013
	JAMAAME EAST	2	26/05/2013	24/07/2013
	JAMAAME WEST	2	29/06/2013	05/07/2013
	JILIB WEST	1	28/06/2013	28/06/2013
MIDDLE JUBA	JILIB EAST	2	29/05/2013	02/08/2013
	SALAGLE	1	07/07/2013	07/07/2013
GALGADUD	GALHARERI	1	30/07/2013	30/07/2013
	EL BUR	1	14/07/2013	14/07/2013
BARI	BOSSASO	1	22/07/2013	22/07/2013
GEDO	EL WAQ	1	21/07/2013	21/07/2013
	BELET HAWA	1	28/06/2013	28/06/2013
SOOL	LAS ANOD	2	16/06/2013	19/07/2013
BANADIR	DHARKENLEY	6	04/05/2013	19/07/2013
	HELIWA	8	05/05/2013	14/07/2013
	HODAN	13	17/04/2013	14/07/2013
	DAYNILE	6	09/05/2013	11/07/2013
	YAQSHID	9	21/05/2013	11/07/2013
	WARDIGLEY	7	13/05/2013	30/06/2013
	MEDINA	9	12/05/2013	29/06/2013
	WABERI	3	20/05/2013	25/06/2013
	KARAN	3	26/05/2013	09/06/2013
	HAMAR JABJAB	3	18/04/2013	08/06/2013
	HAWALWADAG	1	29/05/2013	29/05/2013
	HAMARWEYNE	1	21/05/2013	21/05/2013
	ABDULAZIZ	1	19/05/2013	19/05/2013
	LOWER SHABELLE	WANLEWEYNE	5	08/06/2013
QORYOLEY		2	23/05/2013	08/07/2013
MARKA		10	30/05/2013	07/07/2013
AFGOI		10	12/05/2013	20/06/2013
KURTUNWAAREY		3	03/06/2013	17/06/2013
AWDHEEGLE		1	11/06/2013	11/06/2013
BAKOOL	BRAVA	1	17/05/2013	17/05/2013
	EL BARDE	1	12/06/2013	12/06/2013
Grand Total		175	17/04/2013	27/08/2013



**Circulating VDPV cases and date of onset of paralysis in EMR countries by districts
2012-2013**

Year	COUNTRY	PROVINCE	DISTRICT	cVDP2			cVDP3				
				Count	First Case	Last Case	Count	First Case	Last Case		
2012	AFG	KANDAHAR	MAYWAND	1	17/10/2012	17/10/2012					
			PANJWAYI	2	30/10/2012	20/12/2012					
			SPINBOLDAK	1	05/11/2012	05/11/2012					
		HILMAND	KAJAKI	1	02/12/2012	02/12/2012					
			WASHER	1	20/12/2012	20/12/2012					
			NAD-E-ALI	3	03/12/2012	21/12/2012					
			NAHR-E-SARAJ	1	15/11/2012	15/11/2012					
			NAWZAD	1	24/12/2012	24/12/2012					
		AFG Total				11	17/10/2012	24/12/2012			
		PAK	BALUCHISTAN	KABDULAH	15	30/08/2012	14/12/2012				
	SINDH		KHIGADAP	1	08/12/2012	08/12/2012					
	PAK Total				16	30/08/2012	14/12/2012				
	SOM	LOWER JUBA	KISMAYO	1	23/07/2012	23/07/2012					
	SOM Total				1	23/07/2012	23/07/2012				
YEM	HAJJAH	HARAD				1	24/08/2012	24/08/2012			
	ALHUDAIDAH	ALZUHRA				1	27/04/2012	27/04/2012			
YEM Total							2	27/04/2012	24/08/2012		
2012 Total				28	23/07/2012	24/12/2012	2	27/04/2012	24/08/2012		
2013	AFG	KANDAHAR	SHAHWALIKOT	1	13/03/2013	13/03/2013					
		HILMAND	NAD-E-ALI	2	22/01/2013	20/02/2013					
	AFG Total				3	22/01/2013	13/03/2013				
	PAK	BALUCHISTAN	JAFARABAD	1	11/01/2013	11/01/2013					
			MASTUNG	1	27/06/2013	27/06/2013					
		SINDH	KHIGADAP	3	21/02/2013	08/05/2013					
		FATA	MOHMAND	1	13/07/2013	13/07/2013					
		WAZIR-N	18	10/04/2013	08/09/2013						
	PAK Total				24	11/01/2013	08/09/2013				
	SOM	LOWER SHABELLE	AFGOI	1	09/01/2013	09/01/2013					
SOM Total				1	09/01/2013	09/01/2013					
2013 Total				28	09/01/2013	08/09/2013					

In 2012, 3 AFP cases in Afghanistan and 2 cases in Pakistan were identified as VDPVs by contacts

In 2013, 1 AFP case in Somalia was identified as VDPV by contact