



AFP SURVEILLANCE

9-Sep-13

Week 36, ending 08 September 2013

Number 779

Table 1: Acute Flaccid Paralysis (AFP) cases by week of onset

Country	Reported AFP cases by week of onset - Week (36/13) / Ending on : 08/09/13														
	Total AFP 2011	Total AFP 2012	Total AFP to date, 2013	W 25 23 Jun 13	W 26 30 Jun 13	W 27 07 Jul 13	W 28 14 Jul 13	W 29 21 Jul 13	W 30 28 Jul 13	W 31 04 Aug 13	W 32 11 Aug 13	W 33 18 Aug 13	W 34 25 Aug 13	W 35 01 Sep 13	W 36 08 Sep 13
Afghanistan	1831	1829	1318	34	38	41	35	36	35	33	30	38	34	30	9
Bahrain	10	19	4	0	0	0	0	0	0	0	0	0	0	0	0
Djibouti	6	6	2	0	0	0	0	0	0	1	0	0	0	0	
Egypt	1023	1022	691	24	13	18	15	15	12	8	8	11	20	10	5
Iran	603	689	439	6	19	13	10	15	9	11	11	10	9	5	0
Iraq	530	467	277	6	8	5	3	4	3	5	3	8	9	9	
Jordan ****	30	34	17	1	0	0	1	0	0	0					
Kuwait	38	36	22	1	1	3	0	0	0	0	0	0	0	0	1
Lebanon ****	22	24	9	0	1	0	0	0	0	1	0	0	0	0	
Libya	35	42	43	2	1	2	3	1	1	0	0	1	1	0	
Morocco	76	81	67	3	1	2	2	3	2	2	1	1	1	1	
Oman	39	31	15	1	0	0	0	1	0	1	1	0	1	0	0
Pakistan	5762	5036	2899	108	93	81	96	89	71	78	69	86	61	15	0
Palestine ****	17	21	23	2	0	2	1	1	0	0	1	1	1	1	2
Qatar	6	13	8	0	0	0	0	1	0	0	0	1	0	0	0
Saudi Arabia	213	227	137	7	1	0	5	2	3	5	1	6	3	0	0
Somalia	172	148	384	23	25	19	23	25	15	7	17	13	9	4	
Sudan	362	384	270	10	7	5	12	5	8	7	4	6	6	1	2
South Sudan	341	326	240	5	12	6	10	9	2	3	6	6	2	0	
Syria ****	168	109	57	1	1	2	1	1	3	1	1	1	0	0	
Tunisia	47	61	26	0	0	2	0	2	1	0	1	0	0	0	
U.A.E	25	40	24	2	0	0	1	2	0	0	0	1	0	0	0
Yemen	386	475	390	12	20	15	17	10	15	7	7	4	7	5	0
Total EMR	11742	11120	7362	248	241	216	235	222	180	170	161	194	164	81	19

No data = No report received

Table 2: Confirmed polio cases by month of onset

Country	Total year 2011	Total year 2012	08/09		Confirmed polio cases by month of onset											
			2012	2013	October 2012	November 2012	December 2012	January 2013	February 2013	March 2013	April 2013	May 2013	June 2013	July 2013	August 2013	September 2013
Afghanistan	80	37	19	4	6	3	2	1	0	1	0	0	1	1		
Bahrain	0	0	0	0	0	0	0	0	0	0	0	0	0	0	0	
Djibouti	0	0	0	0	0	0	0	0	0	0	0	0	0	0	0	
Egypt	0	0	0	0	0	0	0	0	0	0	0	0	0	0	0	
Iran	0	0	0	0	0	0	0	0	0	0	0	0	0	0	0	
Iraq	0	0	0	0	0	0	0	0	0	0	0	0	0	0	0	
Jordan ****	0	0	0	0	0	0	0	0	0	0	0	0	0	0	0	
Kuwait	0	0	0	0	0	0	0	0	0	0	0	0	0	0	0	
Lebanon ****	0	0	0	0	0	0	0	0	0	0	0	0	0	0	0	
Libya	0	0	0	0	0	0	0	0	0	0	0	0	0	0	0	
Morocco	0	0	0	0	0	0	0	0	0	0	0	0	0	0	0	
Oman	0	0	0	0	0	0	0	0	0	0	0	0	0	0	0	
Pakistan	198	58	39	28	8	4	0	2	3	1	2	9	4	4	3	
Palestine ****	0	0	0	0	0	0	0	0	0	0	0	0	0	0	0	
Qatar	0	0	0	0	0	0	0	0	0	0	0	0	0	0	0	
Saudi Arabia	0	0	0	0	0	0	0	0	0	0	0	0	0	0	0	
Somalia	0	0	0	163	0	0	0	0	0	0	4	41	69	47	2	
Sudan	0	0	0	0	0	0	0	0	0	0	0	0	0	0	0	
South Sudan	0	0	0	0	0	0	0	0	0	0	0	0	0	0	0	
Syria ****	0	0	0	0	0	0	0	0	0	0	0	0	0	0	0	
Tunisia	0	0	0	0	0	0	0	0	0	0	0	0	0	0	0	
U.A.E	0	0	0	0	0	0	0	0	0	0	0	0	0	0	0	
Yemen	0	0	0	0	0	0	0	0	0	0	0	0	0	0	0	
Total EMR	278	95	58	195	14	7	2	3	3	2	6	50	74	52	5	0

**** UNRWA cases are included with those of country of residence



World Health Organization – Regional Office for Eastern Mediterranean

AFP SURVEILLANCE

9-Sep-13

Week 36, ending 08 September 2013

Number 779

Table 3: Investigation of AFP cases with paralysis onset in 2012 & 2013 up to Week (36/13) / Ending on : (08/09/13)

COUNTRY	2012											2013											Latest line List Date		
	AFP									Specimen	Wild cases		AFP									Specimen		Wild cases	
	Total AFP cases onset 2012	Case classification					Non polio AFP rate **	AFP cases pending classification > 90 days from onset of paralysis	AFP cases pending classification and lab > 90 days from onset of paralysis		% with *** adequate specimens	Wild P1 Poliovirus	Wild P3 Poliovirus	Total AFP cases onset 2013	Case classification					Annualized Non polio AFP rate **	AFP cases pending classification > 90 days from onset of paralysis			AFP cases pending classification and lab > 90 days from onset of paralysis	% with *** adequate specimens
		Total Confirmed Polio Cases *	Polio Compatible	Pending Classification	Discarded (non polio AFP)	VDPV				Total Confirmed Polio Cases *					Polio Compatible	Pending Classification	Discarded (non polio AFP)	VDPV							
Afghanistan	1829	37	7	0	1774	11	9.4	0	0	92.3	37	0	1318	4	0	118	1193	3	10.1	4	0	94.0	4	0	08/09/2013
Bahrain	19	0	0	0	19	0	7.0	0	0	94.7	0	0	4	0	0	0	4	0	2.1	0	0	75.0	0	0	08/09/2013
Djibouti	6	0	0	0	6	0	2.0	0	0	66.7	0	0	2	0	0	2	0	0	1.0	1	1	50.0	0	0	02/09/2013
Egypt	1022	0	0	0	1021	1	3.2	0	0	91.6	0	0	691	0	0	75	616	0	3.0	0	0	91.8	0	0	29/08/2013
Iran	689	0	0	0	687	2	3.5	0	0	92.5	0	0	439	0	0	91	347	1	3.6	0	0	95.0	0	0	08/09/2013
Iraq	467	0	0	0	467	2	3.2	0	0	89.7	0	0	277	0	0	50	227	0	2.8	15	5	84.8	0	0	05/09/2013
Jordan	34	0	0	0	34	0	1.4	0	0	85.3	0	0	17	0	0	4	13	0	1.0	2	0	94.1	0	0	04/08/2013
Kuwait	36	0	0	0	36	0	4.7	0	0	86.1	0	0	22	0	0	1	21	0	4.2	0	0	90.9	0	0	08/09/2013
Lebanon	24	0	0	0	24	0	2.0	0	0	50.0	0	0	9	0	0	1	8	0	1.3	0	0	77.8	0	0	02/09/2013
Libya	42	0	0	0	42	0	2.1	0	0	97.6	0	0	43	0	0	4	39	0	3.1	0	0	95.3	0	0	07/09/2013
Morocco	81	0	0	0	81	0	0.8	0	0	81.5	0	0	67	0	0	25	42	0	0.9	10	0	68.7	0	0	06/09/2013
Oman	31	0	0	0	31	0	3.9	0	0	100.0	0	0	15	0	0	1	14	0	2.8	0	0	100.0	0	0	08/09/2013
Pakistan	5036	58	6	0	4956	16	6.5	0	0	88.6	56 #	3 #	2899	28	0	284	2575	12	5.5	73	3	90.7	28	0	08/09/2013
Palestine	21	0	0	0	21	0	1.2	0	0	95.2	0	0	23	0	0	11	12	0	1.9	0	0	100.0	0	0	08/09/2013
Qatar	13	0	0	0	13	0	5.6	0	0	92.3	0	0	8	0	0	3	5	0	5.0	1	0	100.0	0	0	08/09/2013
Saudi Arabia	227	0	0	0	227	0	2.6	0	0	96.0	0	0	137	0	0	29	108	0	2.2	0	0	94.2	0	0	08/09/2013
Somalia	148	0	2	0	145	1	2.9	0	0	98.0	0	0	384	163	0	104	116	1	5.9	13	5	86.5	163	0	06/09/2013
Sudan	384	0	0	0	383	1	2.5	0	0	96.9	0	0	270	0	0	11	258	1	2.5	0	0	99.3	0	0	08/09/2013
South Sudan	326	0	0	0	325	1	4.0	0	0	94.2	0	0	240	0	0	76	164	0	4.1	12	6	92.9	0	0	05/09/2013
Syria	109	0	0	0	109	1	1.1	0	0	84.4	0	0	57	0	0	6	51	0	1.0	0	0	78.9	0	0	04/09/2013
Tunisia	61	0	0	0	61	0	2.4	0	0	78.7	0	0	26	0	0	2	24	0	1.4	1	0	84.6	0	0	06/09/2013
U.A.E	40	0	0	0	40	0	4.0	0	0	100.0	0	0	24	0	0	2	22	0	3.5	1	0	100.0	0	0	08/09/2013
Yemen	475	0	0	0	472	4	4.0	0	0	93.3	0	0	390	0	0	82	308	0	4.7	4	0	90.8	0	0	08/09/2013
EMR	11120	95	15	0	10974	40	4.5	0	0	90.5	93	3	7362	195	0	982	6167	18	4.3	137	20	91.4	195	0	
2011	11742	278	45	0	11395	24	4.8	0	0	90.0	276	2													

* Confirmed polio cases refer to wild isolation from AFP cases or from contacts of negative index AFP cases

** Non-polio AFP per 100,000 children <15 years

*** Adequate here refers to two stool specimens collected at least 24 hours apart, within 14 days of paralysis onset

**** AFP cases co infected with P1 and P3 are counted separately as wild isolates

In 2012, 1 AFP case in Pakistan had co infection P1 & P3 from 2 contacts P1 & P3



World Health Organization – Regional Office for Eastern Mediterranean

AFP SURVEILLANCE

Week 36, ending 08 September 2013

9-Sep-13

Number 779

Table 4: Investigation of contacts of AFP cases with paralysis onset in 2013 up to Week (36/13) / Ending on : (08/09/2013)

Country	No. of AFP cases	No. of eligible AFP cases for contact sampling*	% of eligible AFP cases with contact samplings	% of eligible AFP cases with 3+ contacts	Total number of Contacts*	% of contacts under 5 years	% of contacts with specimens collected within 7 days of notification of index	% Contact specimens in lab within 3 days of collection	% Contact specimens positive for NPEV	% Contact specimens positive for Sabin like virus	No. of contacts positive for wild virus	% of wild polio virus isolation from contacts	No. of Contacts positive for VDPVs	No. of -ve index AFP cases identified positive by contact	No. of district identified infected from contacts
Afghanistan	1318	79	78.5	78.5	540	94.6	76.5	21.0	22.1	5.9	0	0.0		0	0
Bahrain	4	1	0.0	0.0	0						0			0	0
Djibouti	2	1	0.0	0.0	0						0			0	0
Egypt	691	66	74.2	74.2	274	74.1	65.0	98.3	15.8	2.5	0	0.0		0	0
Iran	439	22	100.0	95.5	89	62.9	41.6	75.3	3.4	1.1	0	0.0		0	0
Iraq	277	42	69.0	54.8	126	64.3	15.1	81.0	11.2	0.0	0	0.0		0	0
Jordan	17	1	0.0	0.0	0						0			0	0
Kuwait	22	2	100.0	100.0	58	43.1	81.0	100.0	9.3	0.0	0	0.0		0	0
Lebanon	9	2	0.0	0.0	0						0			0	0
Libya	43	2	0.0	0.0	0						0			0	0
Morocco	67	21	23.8	23.8	27	25.9	0.0	25.9	3.7	11.1	0	0.0		0	0
Oman	15	0			4	75.0	0.0	100.0	0.0	25.0	0	0.0		0	0
Pakistan	2899	270	80.0	75.9	788	87.6	60.8	70.8	28.5	6.2	0	0.0		0	0
Palestine	23	0			0						0			0	0
Qatar	8	0			0						0			0	0
Saudi Arabia	137	8	62.5	62.5	17	29.4	41.2	0.0	0.0	0.0	0	0.0		0	0
Somalia	384	52	80.8	80.8	1442	84.6	90.8	30.9	9.6	7.8	267	32.4	1	40	13
Sudan	270	2	100.0	100.0	174	84.5	66.1	43.5	9.7	2.6	0	0.0	1	0	0
South Sudan	240	17	88.2	76.5	680	84.7	91.0	2.6	22.0	3.0	0	0.0		0	0
Syria	57	12	33.3	16.7	13	15.4	23.1	100.0	10.0	0.0	0	0.0		0	0
Tunisia	26	4	25.0	0.0	7	28.6	42.9	83.3	0.0	0.0	0	0.0		0	0
U.A.E.	24	0			0						0			0	0
Yemen	390	36	80.6	72.2	626	63.6	71.4	11.0	16.7	7.1	0	0.0		0	0
Grand Total 2013	7362	640	75.5	71.4	4865	80.7	75.6	39.5	17.7	5.5	267	7.1	2	40	13
Grand Total 2012	11120	1062	83.5	79.1	5763	82.8	70.4	45.1	18.6	3.3	10	0.2	11	7	4

* Eligible refers to AFP cases with inadequate stool specimens

** Total number of contacts from eligible AFP cases and from other AFP cases as per with country criteria for contact sampling

Last wild contacts in EMRO, 01/01/2012- 08/09/2013

Year	Country	Count of wild contacts	Date of Most Recent stool collection
2012	Afghanistan	3	10/11/2012
	Pakistan	7	08/10/2012
2012 Total		10	10/11/2012
2013	SOM	267	08/08/2013
2013 Total		267	08/08/2013

Number and distribution by district of -ve index AFP cases identified as wild positive by contact in EMR, 2013

COUNTRY	PROVINCE	DISTRICT	Count	First case	Last case
SOM	HIRAN	MAHAS	1	27/07/2013	27/07/2013
		MIDDLE SHABELLE	2	10/06/2013	23/07/2013
	GEDO	ADEN YABAL	1	27/06/2013	27/06/2013
		EL WAG	1	21/07/2013	21/07/2013
	SOOL	BELET HAWA	1	28/06/2013	28/06/2013
		LAS ANOD	2	16/06/2013	19/07/2013
	BAY	DINSOR	4	01/07/2013	16/07/2013
		BURHAKABA	2	26/04/2013	24/06/2013
	BANADIR	BAIDOA	1	16/06/2013	16/06/2013
		HODAN	4	17/04/2013	14/07/2013
	MEDINA	DHARKENLEY	4	04/05/2013	01/07/2013
		MEDINA	3	28/05/2013	29/06/2013
	HELIWA	HELIWA	1	10/06/2013	10/06/2013
		HAMAR JABJAB	2	27/04/2013	08/06/2013
	WABERI	WABERI	1	25/05/2013	25/05/2013
		ABDULAZIZ	1	19/05/2013	19/05/2013
	DAYNILE	DAYNILE	1	13/05/2013	13/05/2013
		LOWER JUBA	KISMAYO	3	17/05/2013
	JILIB WEST		1	28/06/2013	28/06/2013
	BAKOOL	JAMAAME EAST	1	26/05/2013	26/05/2013
		EL BARDE	1	12/06/2013	12/06/2013
	LOWER SHABELLE	WANLEWEYNE	1	08/06/2013	08/06/2013
		BRAVA	1	17/05/2013	17/05/2013
SOM Total			40	17/04/2013	27/07/2013



Table 5: Laboratory investigation of AFP cases with paralysis onset in 2013 up to Week (36/13) / Ending on : (08/09/2013)

Country	Polio laboratories Sequencing performed by CDC and RIVM laboratories	AFP cases with specimens	Preliminary virus isolation results of AFP cases						Poliovirus intratypic differentiation results #										Indicators				Latest report Date			
			Referred for ITD		NPEV only	Negative	Pending		Type 1			Type 2			Type 3			Discordant pending sequence	NPEV by PCR	Non-EV	Pending ITD	% specimens positive for NPEV*		% AFP cases with culture results within 14 days	% AFP cases with ITD results within 7 days	% AFP cases with ITD results within 45 days of onset**
			L20B+	L20B+NPEV			received < / = 14 days	received > 14 days ago	Wild	Sabin	VDPV	Wild	Sabin	VDPV	Wild	Sabin	VDPV									
Afghanistan	RRL Pakistan	1281	68	8	229	902	74		4	40			20	3	30		1				17%	100%	100%	98%	07/09/2013	
Bahrain	PNL Oman	4				4															0%	100%		75%	09/09/2013	
Djibouti	NPL Kenya	2					1	1																	02/09/2013	
Egypt**	RRL Egypt	672	13	4	74	554	26	1		7					4		4	4			11%	98%	94%	99%	08/09/2013	
Iran	NPL Iran	445	13		4	414	13	1		7			2	1	3			2			1%	100%	100%	99%	07/09/2013	
Iraq	RRL Egypt	274	7		25	197	20	25		8			2		10		1				11%	99%	100%	100%	07/09/2013	
Jordan	RRL Tunisia	17			1	15		1													6%	100%			08/09/2013	
Kuwait	RRL Kuwait	23			1	22															6%	87%		100%	05/09/2013	
Lebanon	RRL Egypt	11				10	1														0%	100%		90%	08/09/2013	
Libya	RRL Tunisia	42			6	33		3													14%	97%		100%	02/09/2013	
Morocco	RRL Tunisia	57			7	46	1	2													11%	92%	0%	95%	06/09/2013	
Oman	NPL Oman	15			4	11															30%	100%		100%	09/09/2013	
Pakistan	RRL Pakistan	2989	164	13	586	2014	211	2	28	63			24	12	50		13	4	1		19%	100%	97%	98%	07/09/2013	
Palestine & UNRWA		23			3	11	3	6													21%	7%		80%	08/09/2013	
Qatar	NPL Oman	8			1	7															13%	100%		100%	09/09/2013	
Saudi Arabia	NPL Oman	130	1			120		9		2					3						0%	100%	100%	67%	25/08/2013	
Somalia	NPL Kenya	382	143		27	109	11	93	123	12			6		10						10%	4%		79%	06/09/2013	
Sudan	RRL Egypt	272	5		34	222	11						3		6						12%	98%	100%	100%	08/09/2013	
South Sudan	NPL Kenya	240	5		47	119	1	69		3					2						27%	0%		86%	05/09/2013	
Syria	RRL Tunisia	51	1		3	45	2						1								5%	96%	100%	100%	05/09/2013	
Tunisia	RRL Tunisia	25				25															0%	100%		96%	02/09/2013	
U.A.E	NPL Oman	21	1		1	18	1			1					1						5%	100%	100%	100%	09/09/2013	
Yemen	RRL Egypt	343	31		38	274				9			6		15		3	1	3		14%	94%	100%	95%	08/09/2013	
Total EMR 2013		7327	452	25	1091	5172	376	213	155	152			64	16	134		18	9	10		15%	93%	97%	97%		
Total EMR 2012		11004	574	60	1999	8364		5	86	210			115	32	242	4	6	24	14		16%	94%	99%	97%		

* Specimens from all sources including non-AFP cases, excluding environmental samples

** This indicator reflects surveillance and laboratory activities

*** Environmental surveillance initiated in Egypt in September 2000 showed the following:

Result	2010	2011	2012	2013
Negative	416	448	401	256
Pending				64
Wild	1		2	
VDPVP2			7	3
VDPVP1			1	
Total	417	448	411	323

YEAR	Province	Site	Count	First date	Last Date
2013	VDPVP2	CAIRO	AL HAGGANA 2	1	08/01/2013 08/01/2013
		FAYOUM	FAYOUM CITY	1	14/04/2013 14/04/2013
		MINYA	AQURQAS	1	04/03/2013 04/03/2013
		VDPVP2 Total		3	08/01/2013 14/04/2013

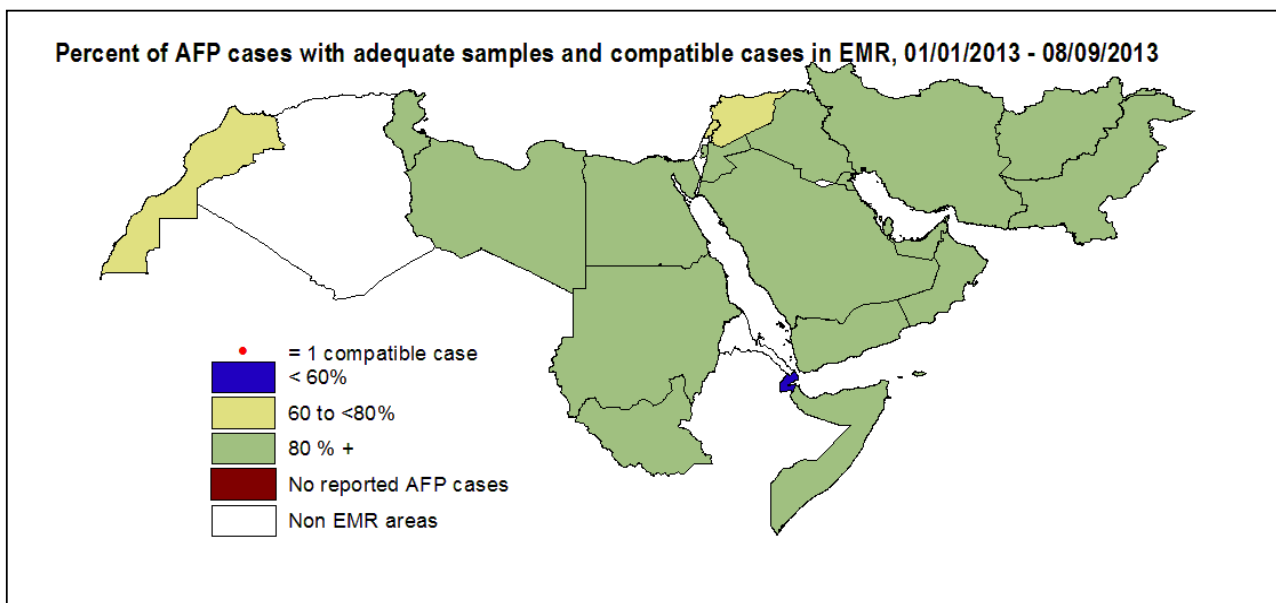
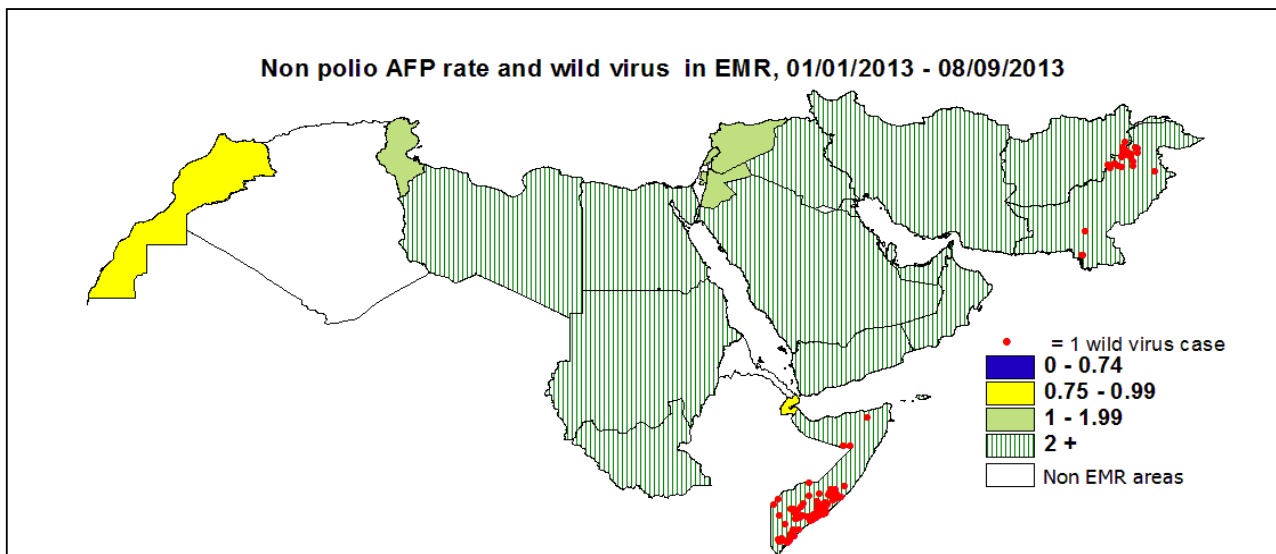
****Isolation of 1 wild polio virus P1 from environmental specimen collected 30 June 2013 from West Bank, Palestine

Isolation of 1 wild polio virus P1 from environmental specimen collected 20 August 2013 from Gaza, Palestine

****Environmental surveillance initiated in Pakistan in August 2009 showed the following:

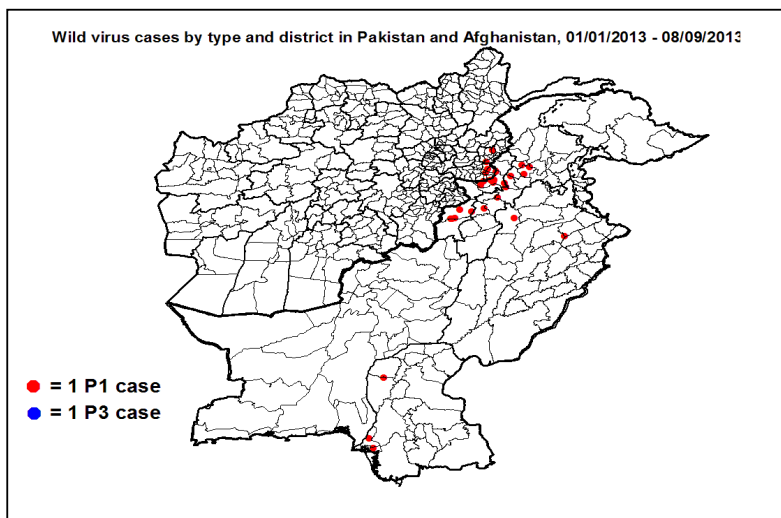
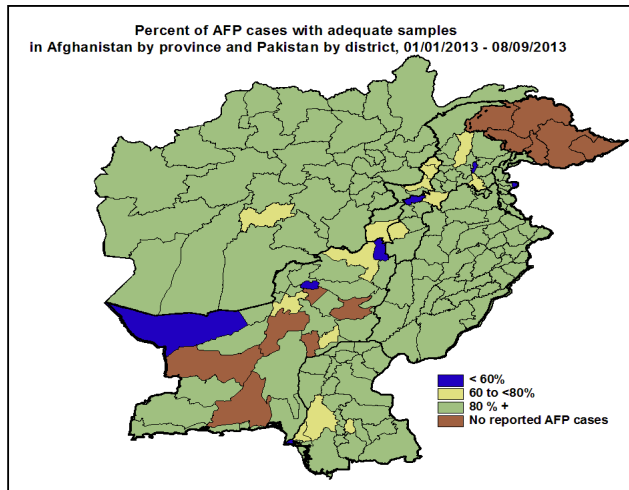
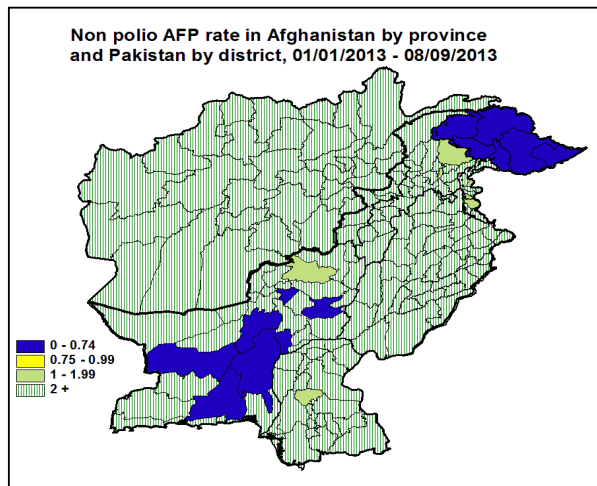
Status	2009	2010	2011	2012	2013
Negative	27	77	68	150	171
pending					13
Wild	18	79	136	89	30
Grand Total	45	156	204	239	214

Year	SITEDIST	SITENAME	Count	Wild	First date	Last date
2013	KHLGADAP TOWN	COMPOSITE SAMPLE	4	1	11/04/2013	13/08/2013
		SOHRAB GOTH	2	2	29/01/2013	27/04/2013
	KHLGULSHAN-E-IQ	RASHID MINHAS RD LAY	1	1	22/07/2013	22/07/2013
		PESHAWAR	LARA MA	4	4	24/01/2013
	RAWALPINDI	SHAHEEN TOWN	8	1	11/01/2013	07/08/2013
		SAFDAR ABAD	2	2	25/03/2013	25/07/2013
	QUETTA	SUR PUL	1	1	20/02/2013	20/02/2013
	HYDERABAD	TULSIDAS PUMPING STATION	7	1	10/01/2013	12/08/2013
	FAISALABAD	FAISALABAD COMPOSITE SITE	1	1	03/01/2013	03/01/2013
	2013 Total			30	3	03/01/2013



Wild polio cases by country and date of onset of paralysis in EMR, 2012-2013

Year	COUNTRY	P1			P3			P1P3			Total Count	First Case	Last Case
		Count	First Case	Last Case	Count	First Case	Last Case	Count	First Case	Last Case			
2012	AFG	37	01/01/2012	20/12/2012							37	01/01/2012	20/12/2012
	PAK	55	01/01/2012	30/11/2012	2	19/02/2012	18/04/2012	1	04/01/2012	04/01/2012	58	01/01/2012	30/11/2012
2012 Total		92	01/01/2012	20/12/2012	2	19/02/2012	18/04/2012	1	04/01/2012	04/01/2012	95	01/01/2012	20/12/2012
2013	AFG	4	31/01/2013	23/07/2013							4	31/01/2013	23/07/2013
	PAK	28	14/01/2013	19/08/2013							28	14/01/2013	19/08/2013
	SOM	163	17/04/2013	07/08/2013							163	17/04/2013	07/08/2013
2013 Total		195	14/01/2013	19/08/2013							195	14/01/2013	19/08/2013

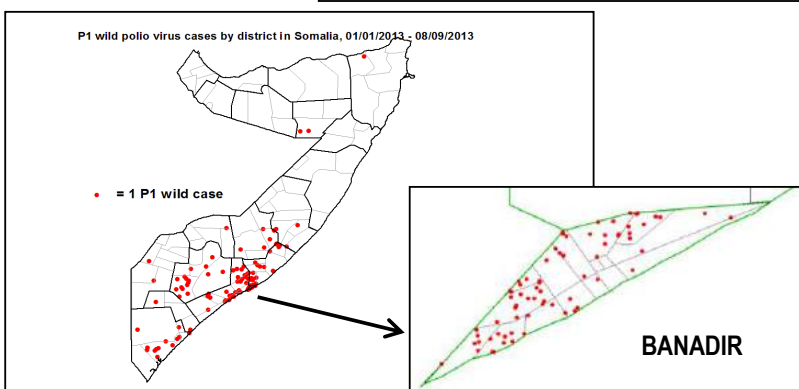
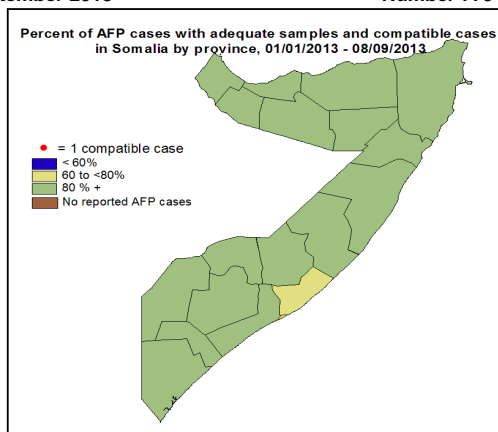
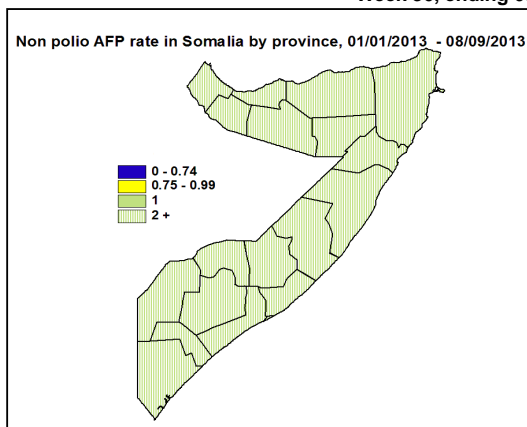


Wild Polio cases by district and date of onset of paralysis, Afghanistan 2013

PROVINCE	DISTRICT	Count	First case	Last case
KUNAR	WATAPUR	1	23/07/2013	23/07/2013
	KHASKUNAR	1	28/03/2013	28/03/2013
NANGARHAR	SHINWAR	1	06/06/2013	06/06/2013
	LALPUR	1	31/01/2013	31/01/2013
Grand Total		4	31/01/2013	23/07/2013

Wild Polio cases by district and date of onset of paralysis, Pakistan 2013

PROVINCE	DISTRICT	P1 Count	First case	Last case
KHYBER PAKHTOON	KOHAT	1	19/08/2013	19/08/2013
	PESHAWAR	1	30/06/2013	30/06/2013
	MARDAN	2	12/02/2013	22/04/2013
	MALAKAND	1	08/02/2013	08/02/2013
	BANNU	1	26/01/2013	26/01/2013
FATA	WAZIR-N	5	24/05/2013	11/08/2013
	FR BANNU	3	03/05/2013	27/07/2013
	KHYBER	9	24/04/2013	03/07/2013
SINDH	KHIGADAP	1	09/07/2013	09/07/2013
	DADU	1	22/03/2013	22/03/2013
	KHIBINQASIM	1	14/01/2013	14/01/2013
PUNJAB	MBDIN	1	26/05/2013	26/05/2013
	MIANWALI	1	07/02/2013	07/02/2013
Grand Total		28	14/01/2013	19/08/2013



Wild Polio cases by district and date of onset of paralysis, Somalia 2013

PROVINCE	DISTRICT	P1			
		Count	First case	Last case	
MIDDLE SHABEL	BALAD	6	13/06/2013	07/08/2013	
	RUNINGOD	1	23/07/2013	23/07/2013	
	JOWHAR	3	08/06/2013	23/07/2013	
	ADEN YABAL	5	24/05/2013	22/07/2013	
	ADALE	1	09/07/2013	09/07/2013	
	MAHADAY	1	14/06/2013	14/06/2013	
HIRAN	BULO BURTI	2	19/07/2013	02/08/2013	
	MAHAS	3	12/06/2013	27/07/2013	
GALGADUD	GALHARERI	1	30/07/2013	30/07/2013	
	EL BUR	1	14/07/2013	14/07/2013	
BARI	BOSSASO	1	22/07/2013	22/07/2013	
GEDO	EL WAQ	1	21/07/2013	21/07/2013	
	BELET HAWA	1	28/06/2013	28/06/2013	
BANADIR	DHARKENLEY	6	04/05/2013	19/07/2013	
	HELIWA	8	05/05/2013	14/07/2013	
	HODAN	13	17/04/2013	14/07/2013	
	DAYNILE	6	09/05/2013	11/07/2013	
	YAQSHID	9	21/05/2013	11/07/2013	
	WARDIGLEY	7	13/05/2013	30/06/2013	
	MEDINA	9	12/05/2013	29/06/2013	
	WABERI	3	20/05/2013	25/06/2013	
	KARAN	3	26/05/2013	09/06/2013	
	HAMAR JABJAB	3	18/04/2013	08/06/2013	
	HAWALWADAG	1	29/05/2013	29/05/2013	
	HAMARWEYNE	1	21/05/2013	21/05/2013	
	ABDUL AZIZ	1	19/05/2013	19/05/2013	
SOOL	LAS ANOD	2	16/06/2013	19/07/2013	
LOWER SHABEL	WANLEWEYNE	5	08/06/2013	18/07/2013	
	QORYOLEY	2	23/05/2013	08/07/2013	
	MARKA	10	30/05/2013	07/07/2013	
	AFGOI	10	12/05/2013	20/06/2013	
	KURTUNWAAREY	3	03/06/2013	17/06/2013	
	AWDHEEGLE	1	11/06/2013	11/06/2013	
BAY	BRAVA	1	17/05/2013	17/05/2013	
	DINSOR	11	06/06/2013	17/07/2013	
	BURHAKABA	2	26/04/2013	24/06/2013	
LOWER JUBA	BAIDOA	3	10/06/2013	16/06/2013	
	KISMAYO	8	17/05/2013	17/07/2013	
	AFMADOW / HAGAR	1	14/07/2013	14/07/2013	
	JAMAAME WEST	2	29/06/2013	05/07/2013	
	JILIB WEST	1	28/06/2013	28/06/2013	
MIDDLE JUBA	JAMAAME EAST	1	26/05/2013	26/05/2013	
	SALAGLE	1	07/07/2013	07/07/2013	
	JILIB EAST	1	29/05/2013	29/05/2013	
BAKOOL	EL BARDE	1	12/06/2013	12/06/2013	
Grand Total		163	17/04/2013	07/08/2013	



**Circulating VDPV cases and date of onset of paralysis in EMR countries by districts
2012-2013**

Year	COUNTRY	PROVINCE	DISTRICT	cVDP2			cVDP3				
				Count	First Case	Last Case	Count	First Case	Last Case		
2012	AFG	KANDAHAR	MAYWAND	1	17/10/2012	17/10/2012					
			PANJWAYI	2	30/10/2012	20/12/2012					
			SPINBOLDAK	1	05/11/2012	05/11/2012					
		HILMAND	KAJAKI	1	02/12/2012	02/12/2012					
			WASHER	1	20/12/2012	20/12/2012					
			NAD-E-ALI	3	03/12/2012	21/12/2012					
			NAHR-E-SARAJ	1	15/11/2012	15/11/2012					
			NAWZAD	1	24/12/2012	24/12/2012					
		AFG Total				11	17/10/2012	24/12/2012			
		PAK	BALOCHISTAN	KABDULAH	15	30/08/2012	14/12/2012				
	SINDH			1	08/12/2012	08/12/2012					
	PAK Total				16	30/08/2012	14/12/2012				
	SOM	LOWER JUBA	KISMAYO	1	23/07/2012	23/07/2012					
	SOM Total				1	23/07/2012	23/07/2012				
YEM	HAJJAH	HARAD				1	24/08/2012	24/08/2012			
	ALHUDAIDAH	ALZUHRA				1	27/04/2012	27/04/2012			
YEM Total							2	27/04/2012	24/08/2012		
2012 Total				28	23/07/2012	24/12/2012	2	27/04/2012	24/08/2012		
2013	AFG	KANDAHAR	SHAHWALIKOT	1	13/03/2013	13/03/2013					
		HILMAND	NAD-E-ALI	2	22/01/2013	20/02/2013					
	AFG Total				3	22/01/2013	13/03/2013				
	PAK	BALOCHISTAN	JAFARABAD	1	11/01/2013	11/01/2013					
			MASTUNG	1	27/06/2013	27/06/2013					
		SINDH	KHIGADAP	3	21/02/2013	08/05/2013					
		FATA	MOHMAND	1	13/07/2013	13/07/2013					
			WAZIR-N	6	10/04/2013	03/07/2013					
	PAK Total				12	11/01/2013	13/07/2013				
	SOM	LOWER SHABELLE	AFGOI	1	09/01/2013	09/01/2013					
SOM Total				1	09/01/2013	09/01/2013					
2013 Total				16	09/01/2013	13/07/2013					

In 2012, 3 AFP cases in Afghanistan and 2 cases in Pakistan were identified as VDPVs by contacts

In 2013, 1 AFP case in Somalia was identified as VDPV by contact