



World Health Organization – Regional Office for Eastern Mediterranean

AFP SURVEILLANCE

Week 34, ending 25 August 2013

26-Aug-13

Number 777

Table 1: Acute Flaccid Paralysis (AFP) cases by week of onset

Country	Reported AFP cases by week of onset - Week (34/13)/ Ending on : (25/08/2013)														
	Total AFP 2011	Total AFP 2012	Total AFP to date, 2013	W 23 09 Junr 13	W 24 16 Jun 13	W 25 23 Jun 13	W 26 30 Jun 13	W 27 07 Jul 13	W 28 14 Jul 13	W 29 21 Jul 13	W 30 28 Jul 13	W 31 04 Aug 13	W 32 11 Aug 13	W 33 18 Aug 13	W 34 25 Aug 13
Afghanistan	1831	1829	1227	45	38	34	38	41	34	36	35	32	26	25	1
Bahrain	10	19	4	0	0	0	0	0	0	0	0	0	0	0	0
Djibouti	6	6	1	0	0	0	0	0	0	0	0	0	0	0	0
Egypt	1023	1022	656	15	23	24	13	18	15	15	12	8	8	9	2
Iran	603	689	411	6	6	6	19	13	10	15	7	11	8	1	0
Iraq	530	467	257	7	5	6	8	5	3	4	3	4	3	7	0
Jordan ****	30	34	17	1	0	1	0	0	1	0	0	0	0	0	0
Kuwait	38	36	21	0	1	1	1	3	0	0	0	0	0	0	0
Lebanon ****	22	24	7	0	0	0	0	0	0	0	0	0	0	0	0
Libya	35	42	42	0	0	2	1	2	3	1	1	0	0	1	0
Morocco	76	81	63	4	0	3	1	2	2	3	2	2	0	0	0
Oman	39	31	13	0	1	1	0	0	0	1	0	1	0	0	0
Pakistan	5762	5036	2681	119	107	108	93	80	91	83	61	68	32	15	0
Palestine ****	17	21	19	0	1	2	0	2	1	1	0	0	1	1	0
Qatar	6	13	7	1	0	0	0	0	0	1	0	0	0	0	0
Saudi Arabia	213	227	131	4	4	7	1	0	5	2	3	4	1	4	0
Somalia	172	148	344	36	35	23	26	20	23	23	13	4	8	0	0
Sudan	362	384	258	12	10	10	7	5	12	5	8	7	4	3	0
South Sudan	341	326	223	4	7	5	12	5	10	6	2	3	1	0	0
Syria ****	168	109	55	0	1	1	1	1	1	1	3	1	1	0	0
Tunisia	47	61	26	0	2	0	0	2	0	2	1	0	1	0	0
U.A.E	25	40	24	0	0	2	0	0	1	2	0	0	0	1	0
Yemen	386	475	373	15	11	12	20	15	17	10	14	7	6	1	0
Total EMR	11742	11120	6860	269	252	248	241	214	229	211	165	152	100	68	3

No data = No report received

Table 2: Confirmed polio cases by month of onset

Country	Total year 2011	Total year 2012	25/08		Confirmed polio cases by month of onset											
			2012	2013	September 2012	October 2012	November 2012	December 2012	January 2013	February 2013	March 2013	April 2013	May 2013	June 2013	July 2013	August 2013
Afghanistan	80	37	17	4	7	6	3	2	1	0	1	0	0	1	1	0
Bahrain	0	0	0	0	0	0	0	0	0	0	0	0	0	0	0	0
Djibouti	0	0	0	0	0	0	0	0	0	0	0	0	0	0	0	0
Egypt	0	0	0	0	0	0	0	0	0	0	0	0	0	0	0	0
Iran	0	0	0	0	0	0	0	0	0	0	0	0	0	0	0	0
Iraq	0	0	0	0	0	0	0	0	0	0	0	0	0	0	0	0
Jordan ****	0	0	0	0	0	0	0	0	0	0	0	0	0	0	0	0
Kuwait	0	0	0	0	0	0	0	0	0	0	0	0	0	0	0	0
Lebanon ****	0	0	0	0	0	0	0	0	0	0	0	0	0	0	0	0
Libya	0	0	0	0	0	0	0	0	0	0	0	0	0	0	0	0
Morocco	0	0	0	0	0	0	0	0	0	0	0	0	0	0	0	0
Oman	0	0	0	0	0	0	0	0	0	0	0	0	0	0	0	0
Pakistan	198	58	37	25	8	8	4	0	2	3	1	2	9	4	4	0
Palestine ****	0	0	0	0	0	0	0	0	0	0	0	0	0	0	0	0
Qatar	0	0	0	0	0	0	0	0	0	0	0	0	0	0	0	0
Saudi Arabia	0	0	0	0	0	0	0	0	0	0	0	0	0	0	0	0
Somalia	0	0	0	128	0	0	0	0	0	0	0	4	41	59	24	0
Sudan	0	0	0	0	0	0	0	0	0	0	0	0	0	0	0	0
South Sudan	0	0	0	0	0	0	0	0	0	0	0	0	0	0	0	0
Syria ****	0	0	0	0	0	0	0	0	0	0	0	0	0	0	0	0
Tunisia	0	0	0	0	0	0	0	0	0	0	0	0	0	0	0	0
U.A.E	0	0	0	0	0	0	0	0	0	0	0	0	0	0	0	0
Yemen	0	0	0	0	0	0	0	0	0	0	0	0	0	0	0	0
Total EMR	278	95	54	157	15	14	7	2	3	3	2	6	50	64	29	0

**** UNRWA cases are included with those of country of residence



Table 3: Investigation of AFP cases with paralysis onset in 2012 & 2013 up to Week (34/13)/ Ending on : (25/08/2013)

COUNTRY	2012											2013											Latest line List Date				
	AFP									Specimen		Wild isolates ****		AFP										Specimen		Wild isolates ****	
	Total AFP cases onset 2012	Case classification					Non polio AFP rate **	AFP cases pending classification > 90 days from onset of paralysis	AFP cases pending classification and lab > 90 days from onset of paralysis	% with *** adequate specimens	Wild P1 Poliovirus	Wild P3 Poliovirus	Total AFP cases onset 2013	Total Confirmed Polio Cases *	Case classification					Annualized Non polio AFP rate **	AFP cases pending classification > 90 days from onset of paralysis	AFP cases pending classification and lab > 90 days from onset of paralysis		% with *** adequate specimens	Wild P1 Poliovirus	Wild P3 Poliovirus	
		Total Confirmed Polio Cases *	Polio Compatible	Pending Classification	Discarded (non polio AFP)	VDPV									Polio Compatible	Pending Classification	Discarded (non polio AFP)	VDPV									
Afghanistan	1829	37	7	0	1774	11	9.4	0	0	92.3	37	0	1227	4	0	85	1135	3	9.9	4	0	93.9	4	0	25/08/2013		
Bahrain	19	0	0	0	19	0	7.0	0	0	94.7	0	0	4	0	0	0	4	0	2.3	0	0	75.0	0	0	25/08/2013		
Djibouti	6	0	0	0	6	0	2.0	0	0	66.7	0	0	1	0	0	0	1	0	0.5	0	0	100.0	0	0	21/07/2013		
Egypt	1022	0	0	0	1021	1	3.2	0	0	91.6	0	0	656	0	0	55	601	0	3.0	2	0	93.1	0	0	25/08/2013		
Iran	689	0	0	0	687	2	3.5	0	0	92.5	0	0	411	0	0	74	336	1	3.6	0	0	95.1	0	0	25/08/2013		
Iraq	467	0	0	0	467	2	3.2	0	0	89.7	0	0	257	0	0	42	215	0	2.7	17	5	84.0	0	0	23/08/2013		
Jordan	34	0	0	0	34	0	1.4	0	0	85.3	0	0	17	0	0	4	13	0	1.1	1	0	94.1	0	0	04/08/2013		
Kuwait	36	0	0	0	36	0	4.7	0	0	86.1	0	0	21	0	0	4	17	0	4.3	0	0	85.7	0	0	14/07/2013		
Lebanon	24	0	0	0	24	0	2.0	0	0	50.0	0	0	7	0	0	1	6	0	1.1	1	0	85.7	0	0	16/06/2013		
Libya	42	0	0	0	42	0	2.1	0	0	97.6	0	0	42	0	0	9	33	0	3.2	0	0	95.2	0	0	17/08/2013		
Morocco	81	0	0	0	81	0	0.8	0	0	81.5	0	0	63	0	0	21	42	0	0.9	8	0	73.0	0	0	19/08/2013		
Oman	31	0	0	0	31	0	3.9	0	0	100.0	0	0	13	0	0	2	11	0	2.5	0	0	100.0	0	0	18/08/2013		
Pakistan	5036	58	6	0	4956	16	6.5	0	0	88.6	56	3	2681	25	0	232	2412	12	5.4	60	3	90.7	25	0	25/08/2013		
Palestine	21	0	0	0	21	0	1.2	0	0	95.2	0	0	19	0	0	9	10	0	1.7	0	0	100.0	0	0	25/08/2013		
Qatar	13	0	0	0	13	0	5.6	0	0	92.3	0	0	7	0	0	7	0	0	4.6	3	0	100.0	0	0	18/08/2013		
Saudi Arabia	227	0	0	0	227	0	2.6	0	0	96.0	0	0	131	0	0	28	103	0	2.2	0	0	94.7	0	0	25/08/2013		
Somalia	148	0	2	0	145	1	2.9	0	0	98.0	0	0	344	128	0	102	113	1	6.1	5	2	86.6	128	0	24/08/2013		
Sudan	384	0	0	0	383	1	2.5	0	0	96.9	0	0	258	0	0	18	239	1	2.5	0	0	98.8	0	0	25/08/2013		
South Sudan	326	0	0	0	325	1	4.0	0	0	94.2	0	0	223	0	0	59	164	0	4.1	8	2	93.3	0	0	21/08/2013		
Syria	109	0	0	0	109	1	1.1	0	0	84.4	0	0	55	0	0	7	48	0	1.0	0	0	78.2	0	0	21/08/2013		
Tunisia	61	0	0	0	61	0	2.4	0	0	78.7	0	0	26	0	0	6	20	0	1.5	1	0	84.6	0	0	23/08/2013		
U.A.E	40	0	0	0	40	0	4.0	0	0	100.0	0	0	24	0	0	4	20	0	3.7	0	0	100.0	0	0	25/08/2013		
Yemen	475	0	0	0	472	4	4.0	0	0	93.3	0	0	373	0	0	103	270	0	4.7	1	0	90.9	0	0	25/08/2013		
EMR	11120	95	15	0	10974	40	4.5	0	0	90.5	93	3	6860	157	0	872	5813	18	4.2	111	12	91.6	157	0			
2011	11742	278	45	0	11395	24	4.8	0	0	90.0	276	2															

* Confirmed polio cases refer to wild isolation from AFP cases or from contacts of negative index AFP cases

** Non-polio AFP per 100,000 children <15 years

*** Adequate here refers to two stool specimens collected at least 24 hours apart, within 14 days of paralysis onset

**** AFP cases co infected with P1 and P3 are counted separately as wild isolates

In 2012, 1 AFP case in Pakistan had co-infection P1 & P3 from 2 contacts P1 & P3



AFP SURVEILLANCE

Week 34, ending 25 August 2013

26-Aug-13

Number 777

Table 4: Investigation of contacts of AFP cases with paralysis onset in 2013 up to Week (34/13)/ Ending on : (25/08/2013)

Country	No. of AFP cases	No. of eligible AFP cases for contact sampling*	% of eligible AFP cases with contact samplings	% of eligible AFP cases with 3+ contacts	Total number of Contacts**	% of contacts under 5 years	% of contacts with specimens collected within 7 days of notification of index	% Contact specimens in lab within 3 days of collection	% Contact specimens positive for NPEV	% Contact specimens positive for Sabin like virus	No. of contacts positive for wild virus	% of wild polio virus isolation from contacts	No. of Contacts positive for VDPVs	No. of -ve index AFP cases identified positive by contact	No. of district identified infected from contacts
Afghanistan	1227	75	82.7	82.7	540	94.6	76.5	21.0	22.1	5.9	0	0.0		0	0
Bahrain	4	1	0.0	0.0	0						0			0	0
Djibouti	1	0			0						0			0	0
Egypt	656	54	87.0	87.0	253	73.1	64.4	98.3	16.2	2.6	0	0.0		0	0
Iran	411	20	100.0	95.0	83	60.2	41.0	74.7	3.6	1.2	0	0.0		0	0
Iraq	257	41	68.3	56.1	124	64.5	13.7	81.0	11.2	0.0	0	0.0		0	0
Jordan	17	1	0.0	0.0	0						0			0	0
Kuwait	21	3	100.0	100.0	53	47.2	79.2	100.0	11.1	0.0	0	0.0		0	0
Lebanon	7	1	0.0	0.0	0						0			0	0
Libya	42	2	0.0	0.0	0						0			0	0
Morocco	63	17	23.5	23.5	23	30.4	0.0	30.4	4.3	13.0	0	0.0		0	0
Oman	13	0			4	75.0	0.0	100.0	0.0	25.0	0	0.0		0	0
Pakistan	2681	249	79.1	74.7	708	87.4	60.2	69.8	27.4	6.6	0	0.0		0	0
Palestine	19	0			0						0			0	0
Qatar	7	0			0						0			0	0
Saudi Arabia	131	7	71.4	71.4	17	29.4	41.2	0.0	0.0	0.0	0	0.0		0	0
Somalia	344	46	80.4	80.4	1314	84.9	91.1	31.4	10.4	5.0	226	29.7	1	32	12
Sudan	258	3	66.7	66.7	166	83.7	65.1	47.2	10.6	2.8	0	0.0	1	0	0
South Sudan	223	15	86.7	73.3	630	84.3	91.1	2.6	22.0	3.0	0	0.0		0	0
Syria	55	12	33.3	16.7	13	15.4	23.1	100.0	10.0	0.0	0	0.0		0	0
Tunisia	26	4	0.0	0.0	6	33.3	50.0	80.0	0.0	0.0	0	0.0		0	0
U.A.E.	24	0			0						0			0	0
Yemen	373	34	85.3	76.5	626	63.6	71.4	13.1	16.3	6.3	0	0.0		0	0
Grand Total 2013	6860	585	77.1	73.0	4560	80.5	75.3	40.0	17.8	4.8	226	6.4	2	32	12
Grand Total 2012	11120	1062	83.5	79.1	5763	82.8	70.4	45.1	18.6	3.3	10	0.2	11	7	4

* Eligible refers to AFP cases with inadequate stool specimens

Number and distribution by district of -ve index AFP cases identified wild P1 by contact in EMR, 2013

** Total number of contacts from eligible AFP cases and from other AFP cases as per with country criteria for contact sampling

Last wild contacts in EMR, 01/01/2012- 25/08/2013

Year	Country	Data	Date of Most Recent stool collection
		Count of wild contacts	
2012	Afghanistan	3	10/11/2012
	Pakistan	7	08/10/2012
2012 Total		10	10/11/2012
2013	SOM	226	03/08/2013
2013 Total		226	03/08/2013

PROVINCE	DISTRICT	Count	First case	Last case
BANADIR	ABDUL AZIZ	1	19/05/2013	19/05/2013
	DHARKENLEY	4	04/05/2013	01/07/2013
	DAYNILE	1	13/05/2013	13/05/2013
	HELIWA	1	10/06/2013	10/06/2013
	HODAN	3	17/04/2013	04/06/2013
	HAMAR JABJAB	2	27/04/2013	08/06/2013
	MEDINA	2	28/05/2013	04/06/2013
	WABERI	1	25/05/2013	25/05/2013
BAY	BAIDOA	2	16/06/2013	05/07/2013
	BURHAKABA	2	26/04/2013	24/06/2013
	DINSOR	2	01/07/2013	03/07/2013
BAKOOL	EL BARDE	1	12/06/2013	12/06/2013
GEDO	BELET HAWA	1	28/06/2013	28/06/2013
LOWER JUBA	JAMAAME EAST	1	26/05/2013	26/05/2013
	KISMAYO	2	17/05/2013	29/05/2013
LOWER SHABELLE	BRAVA	1	17/05/2013	17/05/2013
	WANLEWEYNE	1	08/06/2013	08/06/2013
MIDDLE SHABELLE	ADALE	1	09/07/2013	09/07/2013
	JOWHAR	1	10/06/2013	10/06/2013
	ADEN YABAL	1	27/06/2013	27/06/2013
SOOL	LAS ANOD	1	16/06/2013	16/06/2013
		32	17/04/2013	09/07/2013



Table 5: Laboratory investigation of AFP cases with paralysis onset in 2013 up to Week (34/13)/ Ending on : (25/08/2013)

Country	Polio laboratories Sequencing performed by CDC and RIVM laboratories	AFP cases with specimens	Preliminary virus isolation results of AFP cases						Poliovirus intratypic differentiation results #									Indicators				Latest report Date				
			Referred for ITD		NPEV only	Negative	Pending		Type 1			Type 2			Type 3			Discordant pending sequence	NPEV by PCR	Non-EV	Pending ITD		% specimens positive for NPEV	% AFP cases with culture results within 14 days	% AFP cases with ITD results within 7 days	% AFP cases with ITD results within 45 days of onset**
			L20B+	L20B+NPPEV			received < / = 14 days	received > 14 days ago	Wild	Sabin	VDPV	Wild	Sabin	VDPV	Wild	Sabin	VDPV									
Afghanistan	RRL Pakistan	1202	68	8	216	860	50		4	40			20	3		30		1				17%	100%	100%	98%	23/08/2013
Bahrain	PNL Oman	4				4																0%	100%		75%	26/08/2013
Djibouti	NPL Kenya	1																								31/07/2013
Egypt***	RRL Egypt	631	13	4	65	522	1	26		7						4		4				11%	98%	94%	99%	19/08/2013
Iran	NPL Iran	416	12		4	386	13	1		6		2	1			2				2		1%	100%	100%	99%	25/08/2013
Iraq	NPL Iraq, RRL Egypt	245	6		25	184	4	26		8			2								1	11%	100%	100%	100%	17/08/2013
Jordan	NPL Jordan, RRL Tunisia	17			1	15		1														6%	100%			25/08/2013
Kuwait	RRL Kuwait	23			1	22																6%	87%		100%	18/08/2013
Lebanon	RRL Egypt	10				10																0%	100%		90%	19/08/2013
Libya	RRL Tunisia	41			6	31		4														15%	97%		100%	18/08/2013
Morocco	NPL Morocco, RRL Tunisia	54			7	42		4														12%	92%	0%	94%	16/08/2013
Oman	NPL Oman	14			4	10																31%	100%		100%	26/08/2013
Pakistan	RRL Pakistan	2741	149	11	516	1902	163	1	25	58			23	12		46		7	4	1		18%	100%	96%	98%	23/08/2013
Palestine & UNRWA		19			3	11	2	3														21%	7%		80%	25/08/2013
Qatar	NPL Oman	7			1	6																14%	100%		100%	26/08/2013
Saudi Arabia	NPL Saudi Arabia, NPL Oman	130	1			120	8	1		2						3						0%	100%	100%	67%	25/08/2013
Somalia	NPL Kenya	343	110		27	109	5	93	96	10			5			7						11%	4%		82%	24/08/2013
Sudan	NPL Sudan, RRL Egypt	260	5		31	213	11						3			6						11%	98%	100%	100%	25/08/2013
South Sudan	NPL Kenya	223	5		47	119		53		3						2						27%	0%		86%	21/08/2013
Syria	NPL Syria, RRL Tunisia	49	1		3	44	1						1									6%	96%	100%	100%	22/08/2013
Tunisia	RRL Tunisia	24				20		4														0%	100%		95%	18/08/2013
U.A.E	NPL Oman	20	1		1	18				1						1						5%	100%	100%	100%	26/08/2013
Yemen	RRL Egypt	343	28		29	252		34		9			6			15		1	3			12%	94%	100%	94%	19/08/2013
Total EMR 2013		6817	399	23	987	4900	258	252	125	144			62	16		126		9	9	10	14%	93%	97%	97%		
Total EMR 2012		11003	574	60	1997	8364		6	86	210			114	30	2	242	4	5	24	14	16%	94%	99%	97%		

* Specimens from all sources including non-AFP cases, excluding environmental samples

** This indicator reflects surveillance and laboratory activities

*** Environmental surveillance initiated in Egypt in September 2000.

Result	2010	2011	2012	2013
Negative	416	448	401	236
Pending				52
Wild			2	
VDPVP2			7	3
VDPVP1			1	
Total	416	448	411	291

****Environmental surveillance initiated in Pakistan in August 2009.

Status	2009	2010	2011	2012	2013
Negative	27	77	68	150	159
pending					19
Wild	18	79	136	89	27
Grand Total	45	156	204	239	205

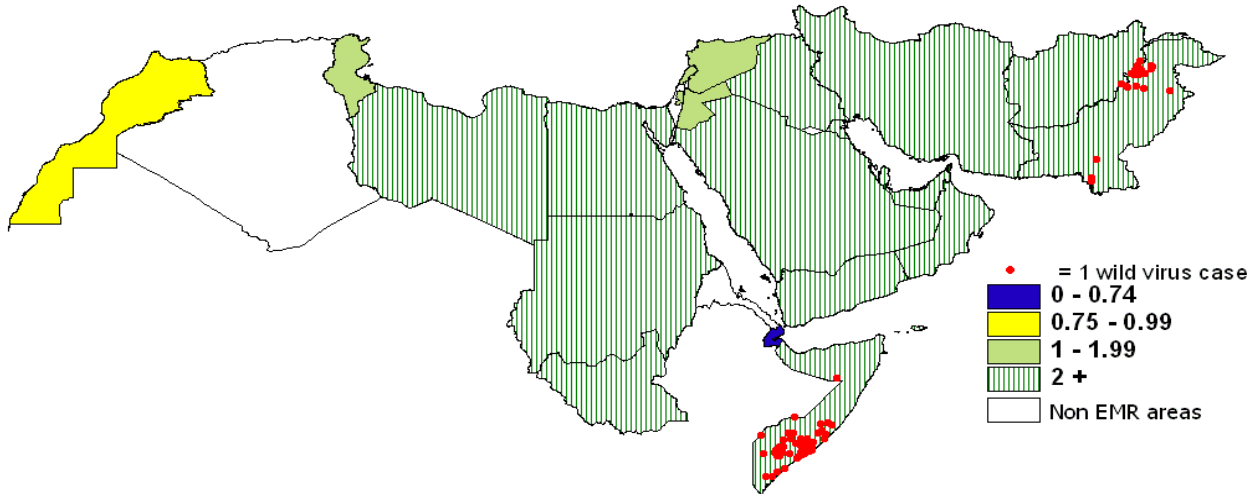
YEA	Province	Site	Count	First date	Last Date	
2013	VDPVP2	CAIRO	AL HAGGANA 2	1	08/01/2013	08/01/2013
		FAYOUM	FAYOUM CITY	1	14/04/2013	14/04/2013
		MINYA	AQRQAS	1	04/03/2013	04/03/2013
		VDPVP2 Total		3	08/01/2013	14/04/2013

Year	SITEDIST	SITENAME	Count	Wild	First date	Last date
2013	KHI.GADAP TOWN	COMPOSITE SAMPLE	3		11/04/2013	08/07/2013
		SOHRAB GOTH	2		29/01/2013	27/04/2013
	KHI.GULSHAN-E-IQBA	RASHID MINHAS RD LAY	1		22/07/2013	22/07/2013
		PESHAWAR	LARA MA	4		24/01/2013
	RAWALPINDI	SHAHEEN TOWN	7		11/01/2013	10/07/2013
		SAFDAR ABAD	2		25/03/2013	25/07/2013
	QUETTA	SUR PUL	1		20/02/2013	20/02/2013
	HYDERABAD	TULSIDAS PUMPING STATION	6		10/01/2013	10/07/2013
	FAISALABAD	FAISALABAD COMPOSITE SITE	1		03/01/2013	03/01/2013
	2013 Total			27		03/01/2013

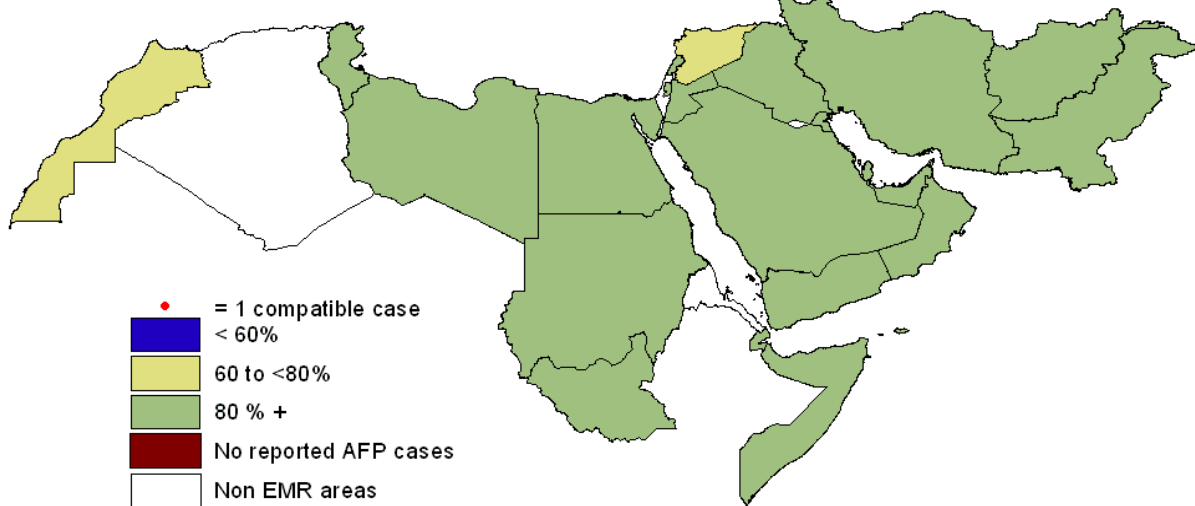
*****Isolation of wild polio virus P1 from environmental specimen collected 30 June 2013 from West Bank, Palestine



Non polio AFP rate and wild virus in EMR, 01/01/2013 - 25/08/2013



Percent of AFP cases with adequate samples and compatible cases in EMR, 01/01/2013 - 25/08/2013



Wild polio cases by country and date of onset of paralysis in EMR, 2012-2013

Year	COUNTRY	P1			P3			P1P3			Total Count	Total First Case	Total Last Case
		Count	First Case	Last Case	Count	First Case	Last Case	Count	First Case	Last Case			
2012	AFG	37	01/01/2012	20/12/2012							37	01/01/2012	20/12/2012
	PAK	55	01/01/2012	30/11/2012	2	19/02/2012	18/04/2012	1	04/01/2012	04/01/2012	58	01/01/2012	30/11/2012
2012 Total		92	01/01/2012	20/12/2012	2	19/02/2012	18/04/2012	1	04/01/2012	04/01/2012		01/01/2012	20/12/2012
2013	AFG	4	31/01/2013	23/07/2013							4	31/01/2013	23/07/2013
	PAK	25	14/01/2013	27/07/2013							25	14/01/2013	27/07/2013
	SOM	128	17/04/2013	30/07/2013							128	17/04/2013	30/07/2013
2013 Total		157	14/01/2013	30/07/2013								14/01/2013	30/07/2013



World Health Organization – Regional Office for Eastern Mediterranean

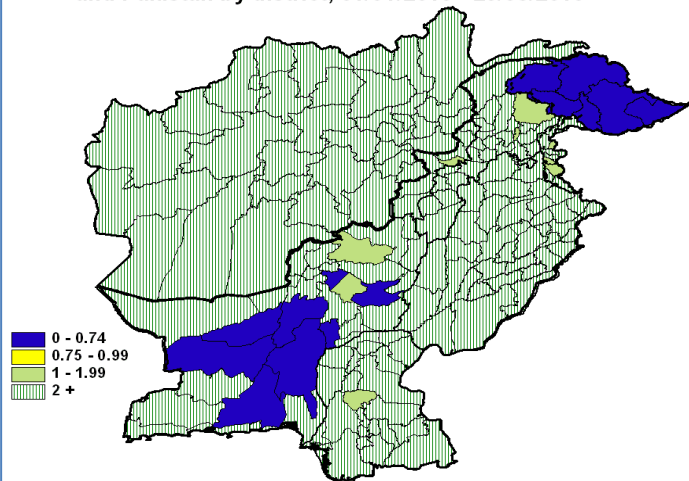
AFP SURVEILLANCE

Week 34, ending 25 August 2013

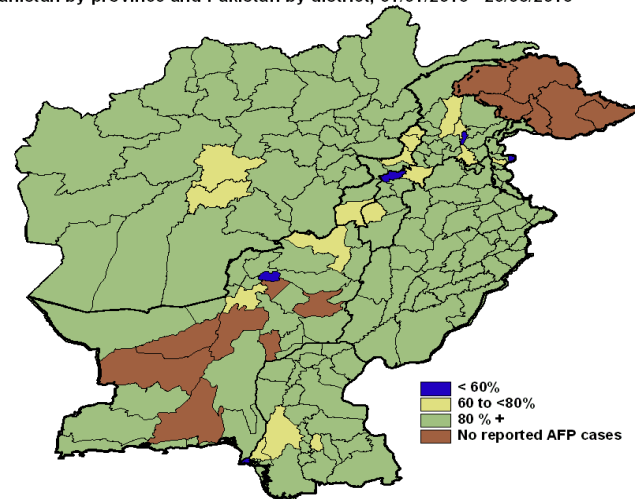
26-Aug-13

Number 777

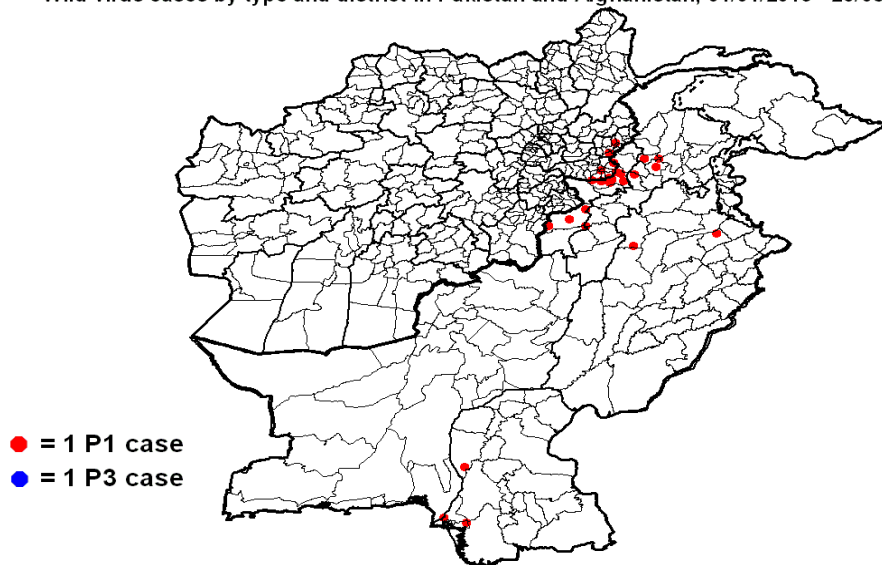
Non polio AFP rate in Afghanistan by province and Pakistan by district, 01/01/2013 - 25/08/2013



Percent of AFP cases with adequate samples in Afghanistan by province and Pakistan by district, 01/01/2013 - 25/08/2013



Wild virus cases by type and district in Pakistan and Afghanistan, 01/01/2013 - 25/08/2013



Wild polio cases by district and date of onset of paralysis in Pakistan, 2013

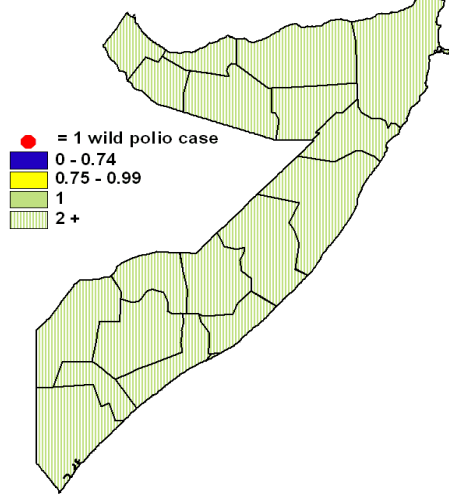
PROVINCE	DISTRICT	P1		
		Count	First case	Last case
PUNJAB	MBDIN	1	26/05/2013	26/05/2013
	MIANWALI	1	07/02/2013	07/02/2013
SINDH	DADU	1	22/03/2013	22/03/2013
	KHIBINQASIM	1	14/01/2013	14/01/2013
	KHIGADAP	1	09/07/2013	09/07/2013
	MALAKAND	1	08/02/2013	08/02/2013
KHYBER PAKHTOON	PESHAWAR	1	30/06/2013	30/06/2013
	MARDAN	2	12/02/2013	22/04/2013
	BANNU	1	26/01/2013	26/01/2013
	FATA	9	24/04/2013	03/07/2013
FATA	WAZIR-N	3	24/05/2013	13/07/2013
	FR BANNU	3	03/05/2013	27/07/2013
	Grand Total	25	14/01/2013	27/07/2013

Wild polio cases by district and date of onset of paralysis in Afghanistan, 2013

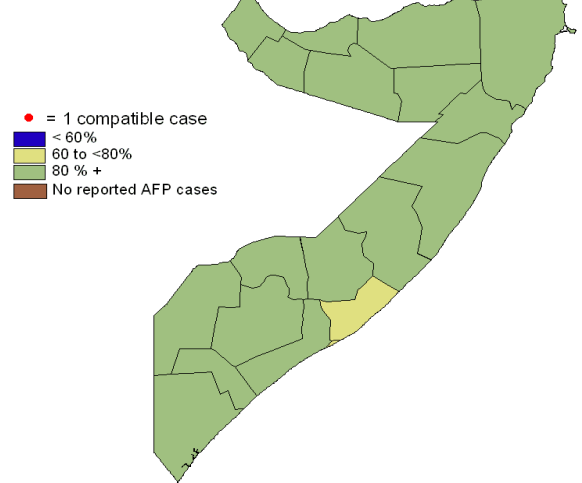
PROVINCE	DISTRICT	P1		
		Count	First case	Last case
NANGARHAR	SHINWAR	1	06/06/2013	06/06/2013
	LALPUR	1	31/01/2013	31/01/2013
KUNAR	KHASKUNAR	1	28/03/2013	28/03/2013
	WATAPUR	1	23/07/2013	23/07/2013
Grand Total		4	31/01/2013	23/07/2013



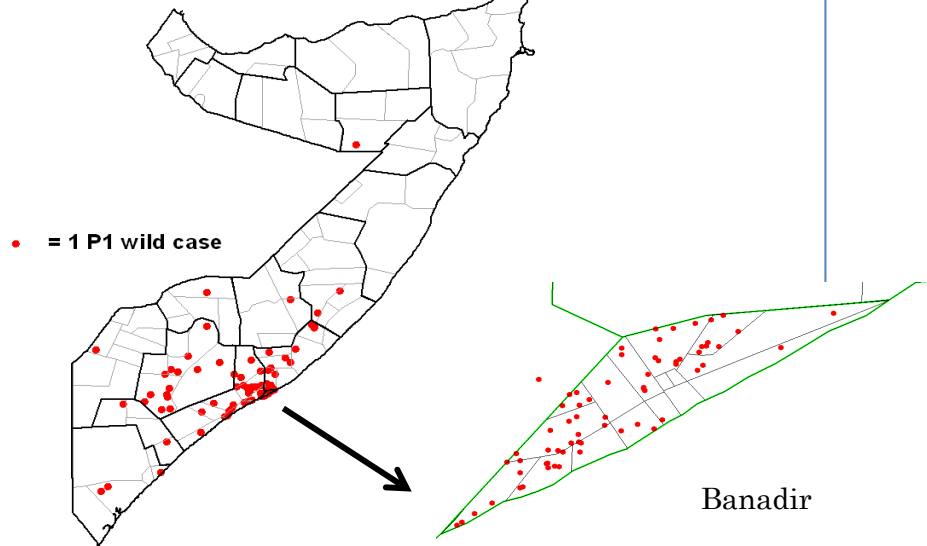
Non polio AFP rate in Somalia by province, 01/01/2013 - 25/08/2013



Percent of AFP cases with adequate samples and compatible cases in Somalia by province, 01/01/2013 - 25/08/2013



P1 wild polio virus cases by district in Somalia, 01/01/2013 - 25/08/2013



Wild polio cases by district and date of onset of paralysis in Somalia, 2013

PROVINCE	DISTRICT	P1 Count	First case	Last case
BANADIR	ABDUL AZIZ	1	19/05/2013	19/05/2013
	DHARKENLEY	6	04/05/2013	19/07/2013
	DAYNILE	5	09/05/2013	28/05/2013
	HELIWA	8	05/05/2013	14/07/2013
	HODAN	11	17/04/2013	13/06/2013
	HAMAR JABJAB	3	18/04/2013	08/06/2013
	HAMARWEYNE	1	21/05/2013	21/05/2013
	HAWALWADAG	1	29/05/2013	29/05/2013
	KARAN	3	26/05/2013	09/06/2013
	MEDINA	8	12/05/2013	04/06/2013
	WABERI	3	20/05/2013	25/06/2013
	WARDIGLEY	6	13/05/2013	30/06/2013
	YAQSHID	9	21/05/2013	11/07/2013
	BAY	BAIDOA	4	10/06/2013
BURHAKABA		2	26/04/2013	24/06/2013
BAKOOL	DINSOR	8	06/06/2013	15/07/2013
	EL BARDE	1	12/06/2013	12/06/2013
GALGADUD	EL BUR	1	14/07/2013	14/07/2013
	GALHARERI	1	30/07/2013	30/07/2013
GEDO	BELET HAWA	1	28/06/2013	28/06/2013
HIRAN	MAHAS	1	12/06/2013	12/06/2013
LOWER JUBA	JAMAAME EAST	1	26/05/2013	26/05/2013
	KISMAYO	2	17/05/2013	29/05/2013
LOWER SHABELLE	AFGOI	9	12/05/2013	20/06/2013
	AWDHEEGLE	1	11/06/2013	11/06/2013
	BRAVA	1	17/05/2013	17/05/2013
	KURTUNWAAREY	1	14/06/2013	14/06/2013
	MARKA	9	30/05/2013	07/07/2013
	QORYOLEY	2	23/05/2013	08/07/2013
MIDDLE JUBA	WANLEWEYNE	3	08/06/2013	21/06/2013
	JILIB EAST	1	29/05/2013	29/05/2013
MIDDLE SHABELLE	SALAGLE	1	07/07/2013	07/07/2013
	BALAD	5	13/06/2013	11/07/2013
	ADALE	1	09/07/2013	09/07/2013
	JOWHAR	2	08/06/2013	10/06/2013
	MAHADAY	1	14/06/2013	14/06/2013
	ADEN YABAL	3	24/05/2013	02/07/2013
SOOL	LAS ANOD	1	16/06/2013	16/06/2013
Grand Total		128	17/04/2013	30/07/2013



**Circulating VDPV cases and date of onset of paralysis in EMR countries
by districts , 2012-2013**

Year	COUNTRY	PROVINCE	DISTRICT	cVDP2			cVDP3				
				Count	First Case	Last Case	Count	First Case	Last Case		
2012	AFG	KANDAHAR	MAYWAND	1	17/10/2012	17/10/2012					
			PANJWAYI	2	30/10/2012	20/12/2012					
			SPINBOLDAK	1	05/11/2012	05/11/2012					
		HILMAND	KAJAKI	1	02/12/2012	02/12/2012					
			WASHER	1	20/12/2012	20/12/2012					
			NAD-E-ALI	3	03/12/2012	21/12/2012					
			NAHR-E-SARAJ	1	15/11/2012	15/11/2012					
			NAWZAD	1	24/12/2012	24/12/2012					
		AFG Total				11	17/10/2012	24/12/2012			
		PAK	BALOCHISTAN	KABDULAH	15	30/08/2012	14/12/2012				
	SINDH			1	08/12/2012	08/12/2012					
	PAK Total				16	30/08/2012	14/12/2012				
	SOM	LOWER JUBA	KISMAYO	1	23/07/2012	23/07/2012					
	SOM Total				1	23/07/2012	23/07/2012				
YEM	HAJJAH	HARAD				1	24/08/2012	24/08/2012			
	ALHUDAIDAH	ALZUHRA				1	27/04/2012	27/04/2012			
YEM Total							2	27/04/2012	24/08/2012		
2012 Total				28	23/07/2012	24/12/2012	2	27/04/2012	24/08/2012		
2013	AFG	KANDAHAR	SHAHWALIKOT	1	13/03/2013	13/03/2013					
		HILMAND	NAD-E-ALI	2	22/01/2013	20/02/2013					
	AFG Total				3	22/01/2013	13/03/2013				
	PAK	BALOCHISTAN	JAFARABAD	1	11/01/2013	11/01/2013					
			MASTUNG	1	27/06/2013	27/06/2013					
		SINDH	KHIGADAP	3	21/02/2013	08/05/2013					
		FATA	MOHMAND	1	13/07/2013	13/07/2013					
			WAZIR-N	6	10/04/2013	03/07/2013					
	PAK Total				12	11/01/2013	13/07/2013				
	SOM	LOWER SHABELLE	AFGOI	1	09/01/2013	09/01/2013					
SOM Total				1	09/01/2013	09/01/2013					
2013 Total				16	09/01/2013	13/07/2013					

**## In 2012, 3 AFP case in Afghanistan and 2 cases in Pakistan were identified as VDPVs by contacts
In 2013, 1 AFP case in Somalia was identified as VDPV by contact**