



AFP SURVEILLANCE

29-Jul-13

Week 30, ending 28 July 2013

Number 773

Table 1: Acute Flaccid Paralysis (AFP) cases by week of onset

Country	Reported AFP cases by week of onset - Week (30/13) / Ending on : 28/07/13)														
	Total AFP 2011	Total AFP 2012	Total AFP to date, 2013	W 19 12 May 13	W 20 19 May 13	W 21 26 May 13	W 22 02 Jun 13	W 23 09 Jun 13	W 24 16 Jun 13	W 25 23 Jun 13	W 26 30 Jun 13	W 27 07 Jul 13	W 28 14 Jul 13	W 29 21 Jul 13	W 30 28 Jul 13
Afghanistan	1831	1829	1092	35	37	33	39	45	38	33	37	40	30	25	3
Bahrain	10	19	4	0	0	0	0	0	0						
Djibouti	6	6	1	0	1	0									
Egypt	1023	1022	617	28	20	29	19	15	23	24	13	18	15	13	2
Iran	603	689	371	16	13	18	16	5	6	6	18	12	9	6	0
Iraq	530	467	236	10	15	13	3	7	5	6	8	5	2	1	
Jordan ****	30	34	15	0	1	1	0	1	0						
Kuwait	38	36	21	1	1	0	0	0	1	1	1	3	0		
Lebanon ****	22	24	7	0	1	0	0	0	0						
Libya	35	42	40	1	0	1	1	0	0	2	1	2	3	1	
Morocco	76	81	58	3	2	2	1	4	0	3	1	1	2	3	0
Oman	39	31	12	0	0	0	0	0	1	1	0	0	0	1	0
Pakistan	5762	5036	2321	86	106	95	111	117	103	103	78	55	43	10	0
Palestine ****	17	21	16	3	2	0	0	0	1	2	0	2	0	1	0
Qatar	6	13	6	0	0	0	2	1	0	0	0	0			
Saudi Arabia	213	227	117	4	1	6	3	4	4	7	1	0	4	1	0
Somalia	172	149	285	11	13	19	23	36	34	21	24	14	14	7	2
Sudan	362	384	232	11	7	6	11	12	10	10	7	5	12	1	0
South Sudan	341	326	197	7	7	7	7	4	6	3	9	2	5	0	0
Syria ****	168	109	50	2	0	1	1	0	1	1	1	1	1	1	
Tunisia	47	61	19	0	2	1	0	0	1	0	0	0	0		
U.A.E	25	40	20	0	1	1	1	0	0	2	0	0	0	0	0
Yemen	386	475	340	17	13	15	10	14	11	12	19	15	17	7	1
<b>Total EMR</b>	<b>11742</b>	<b>11121</b>	<b>6077</b>	<b>235</b>	<b>243</b>	<b>248</b>	<b>248</b>	<b>265</b>	<b>245</b>	<b>237</b>	<b>218</b>	<b>175</b>	<b>157</b>	<b>78</b>	<b>8</b>

No data = No report received

Table 2: Confirmed polio cases by month of onset

Country	Total year 2011	Total year 2012	28/07		Confirmed polio cases by month of onset											
			2012	2013	August 2012	September 2012	October 2012	November 2012	December 2012	January 2013	February 2013	March 2013	April 2013	May 2013	June 2013	July 2013
Afghanistan	80	37	17	3	2	7	6	3	2	1	0	1	0		1	
Bahrain	0	0	0	0	0	0	0	0	0	0	0	0	0	0		
Djibouti	0	0	0	0	0	0	0	0	0	0	0	0	0			
Egypt	0	0	0	0	0	0	0	0	0	0	0	0	0	0		
Iran	0	0	0	0	0	0	0	0	0	0	0	0	0			
Iraq	0	0	0	0	0	0	0	0	0	0	0	0	0	0	0	
Jordan ****	0	0	0	0	0	0	0	0	0	0	0	0	0			
Kuwait	0	0	0	0	0	0	0	0	0	0	0	0	0	0		
Lebanon ****	0	0	0	0	0	0	0	0	0	0	0	0	0	0		
Libya	0	0	0	0	0	0	0	0	0	0	0	0	0	0		
Morocco	0	0	0	0	0	0	0	0	0	0	0	0	0	0		
Oman	0	0	0	0	0	0	0	0	0	0	0	0	0	0	0	
Pakistan	198	58	29	22	9	8	8	4	0	2	3	1	2	9	4	1
Palestine ****	0	0	0	0	0	0	0	0	0	0	0	0	0			
Qatar	0	0	0	0	0	0	0	0	0	0	0	0	0			
Saudi Arabia	0	0	0	0	0	0	0	0	0	0	0	0	0			
Somalia	0	0	0	95	0	0	0	0	0	0	0	0	4	41	45	5
Sudan	0	0	0	0	0	0	0	0	0	0	0	0	0	0	0	
South Sudan	0	0	0	0	0	0	0	0	0	0	0	0	0			
Syria ****	0	0	0	0	0	0	0	0	0	0	0	0	0	0	0	
Tunisia	0	0	0	0	0	0	0	0	0	0	0	0	0	0	0	
U.A.E	0	0	0	0	0	0	0	0	0	0	0	0	0	0		
Yemen	0	0	0	0	0	0	0	0	0	0	0	0	0	0		
<b>Total EMR</b>	<b>278</b>	<b>95</b>	<b>46</b>	<b>120</b>	<b>11</b>	<b>15</b>	<b>14</b>	<b>7</b>	<b>2</b>	<b>3</b>	<b>3</b>	<b>2</b>	<b>6</b>	<b>50</b>	<b>50</b>	<b>6</b>

\*\*\*\* UNRWA cases are included with those of country of residence



World Health Organization – Regional Office for Eastern Mediterranean

AFP SURVEILLANCE

29-Jul-13

Week 30, ending 28 July 2013

Number 773

Table 3: Investigation of AFP cases with paralysis onset in 2012 &amp; 2013 up to Week (30/13) / Ending on : (28/07/13)

COUNTRY	2012											2013											Latest line List Date		
	AFP									Specimen	Wild cases		AFP									Specimen		Wild cases	
	Total AFP cases onset 2012	Case classification					Non polio AFP rate **	AFP cases pending classification > 90 days from onset of paralysis	AFP cases pending classification and lab > 90 days from onset of paralysis		% with *** adequate specimens	Wild P1 Poliovirus	Wild P3 Poliovirus	Total AFP cases onset 2013	Case classification					Annualized Non polio AFP rate **	AFP cases pending classification > 90 days from onset of paralysis			AFP cases pending classification and lab > 90 days from onset of paralysis	% with *** adequate specimens
		Total Confirmed Polio Cases *	Polio Compatible	Pending Classification	Discarded (non polio AFP)	VDPV				Total Confirmed Polio Cases *					Polio Compatible	Pending Classification	Discarded (non polio AFP)	VDPV							
Afghanistan	1829	37	7	0	1774	11	9.4	0	0	92.3	37	0	1092	3	0	106	980	3	10.0	0	0	94.3	3	0	28/07/2013
Bahrain	19	0	0	0	19	0	7.0	0	0	94.7	0	0	4	0	0	1	3	0	2.6	0	0	75.0	0	0	17/06/2013
Djibouti	6	0	0	0	6	0	2.0	0	0	66.7	0	0	1	0	0	1	0	0	0.6	0	0	100.0	0	0	29/05/2013
Egypt	1022	0	0	0	1021	1	3.2	0	0	91.6	0	0	617	0	0	64	553	0	3.2	0	0	91.7	0	0	25/07/2013
Iran	689	0	0	0	687	2	3.5	0	0	92.5	0	0	371	0	0	91	279	1	3.7	0	0	96.0	0	0	28/07/2013
Iraq	467	0	0	0	467	1	3.2	0	0	89.7	0	0	236	0	0	33	203	0	2.9	12	4	83.5	0	0	24/07/2013
Jordan	34	0	0	0	34	0	1.4	0	0	85.3	0	0	15	0	0	6	9	0	1.1	3	0	93.3	0	0	20/06/2013
Kuwait	36	0	0	0	36	0	4.7	0	0	86.1	0	0	21	0	0	4	17	0	4.8	0	0	85.7	0	0	14/07/2013
Lebanon	24	0	0	0	24	0	2.0	0	0	50.0	0	0	7	0	0	1	6	0	1.2	0	0	85.7	0	0	16/06/2013
Libya	42	0	0	0	42	0	2.1	0	0	97.6	0	0	40	0	0	7	33	0	3.4	0	0	95.0	0	0	27/07/2013
Morocco	81	0	0	0	81	0	0.8	0	0	81.5	0	0	58	0	0	23	35	0	1.0	7	0	65.5	0	0	28/07/2013
Oman	31	0	0	0	31	0	3.9	0	0	100.0	0	0	12	0	0	1	11	0	2.7	0	0	100.0	0	0	29/07/2013
Pakistan	5036	58	6	0	4956	16	6.5	0	0	88.6	56 #	3 #	2321	22	0	177	2112	10	5.3	41	1	91.0	22	0	28/07/2013
Palestine	21	0	0	0	21	0	1.2	0	0	95.2	0	0	16	0	0	9	7	0	1.6	0	0	100.0	0	0	28/07/2013
Qatar	13	0	0	0	13	0	5.6	0	0	92.3	0	0	6	0	0	6	0	0	4.5	3	0	100.0	0	0	07/07/2013
Saudi Arabia	227	0	0	0	227	0	2.6	0	0	96.0	0	0	117	0	0	32	85	0	2.3	0	0	94.0	0	0	28/07/2013
Somalia	149	0	2	1	145	1	2.9	1	0	97.3	0	0	285	95	0	122	67	1	6.1	2	1	88.1	94	0	27/07/2013
Sudan	384	0	0	0	383	1	2.5	0	0	96.9	0	0	232	0	0	10	221	1	2.5	0	0	99.6	0	0	28/07/2013
South Sudan	326	0	0	2	323	1	4.0	2	1	94.2	0	0	197	0	0	40	157	0	4.1	5	0	94.4	0	0	28/07/2013
Syria	109	0	0	0	109	1	1.1	0	0	84.4	0	0	50	0	0	6	44	0	0.9	2	0	80.0	0	0	24/07/2013
Tunisia	61	0	0	0	61	0	2.4	0	0	78.7	0	0	19	0	0	1	18	0	1.3	1	0	89.5	0	0	19/07/2013
U.A.E	40	0	0	0	40	0	4.0	0	0	100.0	0	0	20	0	0	2	18	0	3.5	0	0	100.0	0	0	28/07/2013
Yemen	475	0	0	0	472	4	4.0	0	0	93.3	0	0	340	0	0	76	264	0	4.9	1	0	91.5	0	0	29/07/2013
EMR	11121	95	15	3	10972	39	4.5	3	1	90.5	93	3	6077	120	0	819	5122	16	4.2	77	6	91.8	119	0	
2011	11742	278	45	0	11395	24	4.8	0	0	90.0	276	2													

\* Confirmed polio cases refer to wild isolation from AFP cases or from contacts of negative index AFP cases

\*\* Non-polio AFP per 100,000 children &lt;15 years

\*\*\* Adequate here refers to two stool specimens collected at least 24 hours apart, within 14 days of paralysis onset

\*\*\*\* AFP cases co infected with P1 and P3 are counted separately as wild isolates

# In 2012, 1 AFP case in Pakistan had co infection P1 &amp; P3 from 2 contacts P1 &amp; P3



Table 4: Investigation of contacts of AFP cases with paralysis onset in 2013 up to Week (30/13) / Ending on : (28/07/2013)

Country	No. of AFP cases	No. of eligible AFP cases for contact sampling*	% of eligible AFP cases with contact samplings	% of eligible AFP cases with 3+ contacts	Total number of Contacts*	% of contacts under 5 years	% of contacts with specimens collected within 7 days of notification of index	% Contact specimens in lab within 3 days of collection	% Contact specimens positive for NPEV	% Contact specimens positive for Sabin like virus	No. of contacts positive for wild virus	% of wild polio virus isolation from contacts	No. of Contacts positive for VDPVs	No. of -ve index AFP cases identified positive by contact	No. of district identified infected from contacts
Afghanistan	1092	62	83.9	83.9	477	95.2	77.1	19.0	21.8	6.8	0	0.0		0	0
Bahrain	4	1	0.0	0.0	0						0			0	0
Djibouti	1	0			0						0			0	0
Egypt	617	60	75.0	75.0	232	74.6	66.4	98.1	14.7	2.8	0	0.0		0	0
Iran	371	15	100.0	93.3	66	57.6	51.5	68.2	4.5	1.5	0	0.0		0	0
Iraq	236	39	64.1	51.3	111	67.6	14.4	84.0	12.3	0.0	0	0.0		0	0
Jordan	15	1	0.0	0.0	0						0			0	0
Kuwait	21	3	100.0	100.0	53	47.2	79.2	100.0	11.1	0.0	0	0.0		0	0
Lebanon	7	1	0.0	0.0	0						0			0	0
Libya	40	2	0.0	0.0	0						0			0	0
Morocco	58	20	20.0	20.0	23	30.4	0.0	38.9	5.6	16.7	0	0.0		0	0
Oman	12	0			4	75.0	0.0	100.0	0.0	25.0	0	0.0		0	0
Pakistan	2321	208	80.8	77.9	611	86.1	60.6	71.4	24.9	7.3	0	0.0		0	0
Palestine	16	0			0						0			0	0
Qatar	6	0			0						0			0	0
Saudi Arabia	117	7	14.3	14.3	3	0.0	100.0				0			0	0
Somalia	285	34	82.4	82.4	1127	84.7	91.3	32.7	11.2	3.6	193	38.5	1	26	11
Sudan	232	1	100.0	100.0	146	82.9	60.3	47.2	10.4	3.2	0	0.0	1	0	0
South Sudan	197	11	90.9	81.8	554	84.1	93.3	2.7	22.6	3.2	0	0.0		0	0
Syria	50	10	30.0	10.0	10	10.0	30.0	100.0	10.0	0.0	0	0.0		0	0
Tunisia	19	2	0.0	0.0	5	40.0	60.0	80.0	0.0	0.0	0	0.0		0	0
U.A.E.	20	0			0						0			0	0
Yemen	340	29	72.4	51.7	496	62.9	72.4	15.7	17.9	4.4	0	0.0		0	0
<b>Grand Total 2013</b>	<b>6077</b>	<b>506</b>	<b>74.3</b>	<b>70.2</b>	<b>3918</b>	<b>80.6</b>	<b>76.2</b>	<b>41.2</b>	<b>18.1</b>	<b>4.6</b>	<b>193</b>	<b>6.7</b>	<b>2</b>	<b>26</b>	<b>11</b>
<b>Grand Total 2012</b>	<b>11121</b>	<b>1063</b>	<b>83.4</b>	<b>79.0</b>	<b>5760</b>	<b>82.9</b>	<b>70.4</b>	<b>45.3</b>	<b>18.6</b>	<b>3.3</b>	<b>10</b>	<b>0.2</b>	<b>11</b>	<b>7</b>	<b>4</b>

\* Eligible refers to AFP cases with inadequate stool specimens

\*\* Total number of contacts from eligible AFP cases and from other AFP cases as per with country criteria for contact sampling

## Last wild contacts in EMRO, 01/01/2012- 28/07/2013

		Data	Date of Most Recent stool collection
Year	Country	Count of wild contacts	
2012	Afghanistan	3	10/11/2012
	Pakistan	7	08/10/2012
<b>2012 Total</b>		<b>10</b>	<b>10/11/2012</b>
2013	SOM	193	13/07/2013
<b>2013 Total</b>		<b>193</b>	<b>13/07/2013</b>

## Number and distribution by district of -ve index AFP cases identified as wild positive by contact in EMR, 2013

		WILDTYPE Data				
COUNTRY	PROVINCE	DISTRICT	Count	First case	Last case	
SOM	BANADIR	ABDUL AZIZ	1	19/05/2013	19/05/2013	
		DHARKENLEY	4	04/05/2013	01/07/2013	
		DAYNILE	1	13/05/2013	13/05/2013	
		HELIWA	1	10/06/2013	10/06/2013	
		HODAN	3	17/04/2013	04/06/2013	
		HAMAR JABJAB	2	27/04/2013	08/06/2013	
		MEDINA	2	28/05/2013	04/06/2013	
		WABERI	1	25/05/2013	25/05/2013	
		BAY	BURHAKABA	1	26/04/2013	26/04/2013
			DINSOR	1	03/07/2013	03/07/2013
	LOWER JUBA		JAMAAME EAST	1	26/05/2013	26/05/2013
			KISMAYO	2	17/05/2013	29/05/2013
	LOWER SHABELLE		BRAVA	1	17/05/2013	17/05/2013
			WANLEWEYNE	1	08/06/2013	08/06/2013
		MIDDLE SHABELLE	JOWHAR	2	08/06/2013	10/06/2013
			ADEN YABAL	1	24/05/2013	24/05/2013
	SOOL	LAS ANOD	1	16/06/2013	16/06/2013	
				26	17/04/2013	03/07/2013
	<b>SOM Total</b>			<b>26</b>	<b>17/04/2013</b>	<b>03/07/2013</b>
	<b>Grand Total</b>			<b>26</b>	<b>17/04/2013</b>	<b>03/07/2013</b>



Table 5: Laboratory investigation of AFP cases with paralysis onset in 2013 up to Week (30/13) / Ending on : (28/07/2013)

Country	Polio laboratories Sequencing performed by CDC and RIVM laboratories	AFP cases with specimens	Preliminary virus isolation results of AFP cases						Poliovirus intratypic differentiation results #									Indicators				Latest report date				
			Referred for ITD			Pending			Type 1			Type 2			Type 3			% specimens positive for NPEV*	% AFP cases with culture results within 14 days	% AFP cases with ITD results within 7 days	% AFP cases with ITD results within 45 days of onset†					
			L20B+	L20B-/NPEV	NPEV only	Negative	received <= 14 days	received > 14 days ago	Wild	Sabin	VDPV	Wild	Sabin	VDPV	Wild	Sabin	VDPV						Discordant pending sequence	NPEV by PCR	Non-EV	Pending ITD
Afghanistan	RRL Pakistan	1066	66	7	179	754	60		3	40			20	3	29							16%	100%	100%	99%	28/07/2013
Bahrain	PNL Oman	4				4																0%	100%		75%	22/07/2013
Djibouti	NPL Kenya	1						1																		29/05/2013
Egypt***	RRL Egypt	602	13	4	60	500	18	7	7						4			4	4			10%	98%	94%	99%	24/07/2013
Iran	NPL Iran	376	12		4	342	18		6			2	1	2				2				2%	99%	100%	99%	28/07/2013
Iraq	RRL Egypt	233	6		25	171	8	23	8			2		10			1					12%	100%	100%	100%	27/07/2013
Jordan	RRL Tunisia	17			1	16																6%	100%			28/07/2013
Kuwait	RRL Kuwait	17			1	16																8%	88%		100%	13/06/2013
Lebanon	RRL Egypt	10				10																0%	100%		90%	24/07/2013
Libya	RRL Tunisia	39			3	27	3	6														8%	97%		100%	19/07/2013
Morocco	RRL Tunisia	49			6	37	5															12%	91%	0%	93%	26/07/2013
Oman	NPL Oman	11			2	9																28%	100%		100%	22/07/2013
Pakistan	RRL Pakistan	2411	134	8	412	1697	159	1	22	52		23	10	44		1	4	1				17%	100%	96%	98%	28/07/2013
Palestine & UNRWA		16			3	11	1	1														21%	7%		80%	28/07/2013
Qatar	NPL Oman	6			1	5																17%	100%		100%	22/07/2013
Saudi Arabia	NPL Oman	113	1			109		3						1								0%	100%	100%	0%	21/07/2013
Somalia	NPL Kenya	284	76		19	50	27	112	68	5		3		3								13%	4%		98%	27/07/2013
Sudan	RRL Egypt	233	5		26	192	10					3		6								11%	99%	100%	100%	28/07/2013
South Sudan	NPL Kenya	197	5		47	112		34	3					2								29%	0%		87%	26/07/2013
Syria	RRL Tunisia	43	1		3	38		1				1										6%	95%	100%	100%	21/07/2013
Tunisia	RRL Tunisia	20				18	1	1														0%	100%		100%	19/07/2013
U.A.E	NPL Oman	18	1		1	16			1					1								6%	100%	100%	100%	22/07/2013
Yemen	RRL Egypt	309	18		26	222	43		5			2		10			1	3				12%	93%	100%	95%	24/07/2013
Total EMR 2013		6075	338	19	819	4356	353	190	93	127		56	14	112		2	9	10				14%	93%	97%	98%	
Total EMR 2012		11005	574	60	1998	8364	1	6	86	210		115	32	2	242	4	6	24	14			16%	94%	99%	97%	

\* Specimens from all sources including non-AFP cases, excluding environmental samples

\*\* This indicator reflects surveillance and laboratory activities

\*\*\* Environmental surveillance initiated in Egypt in September 2000 showed the following:

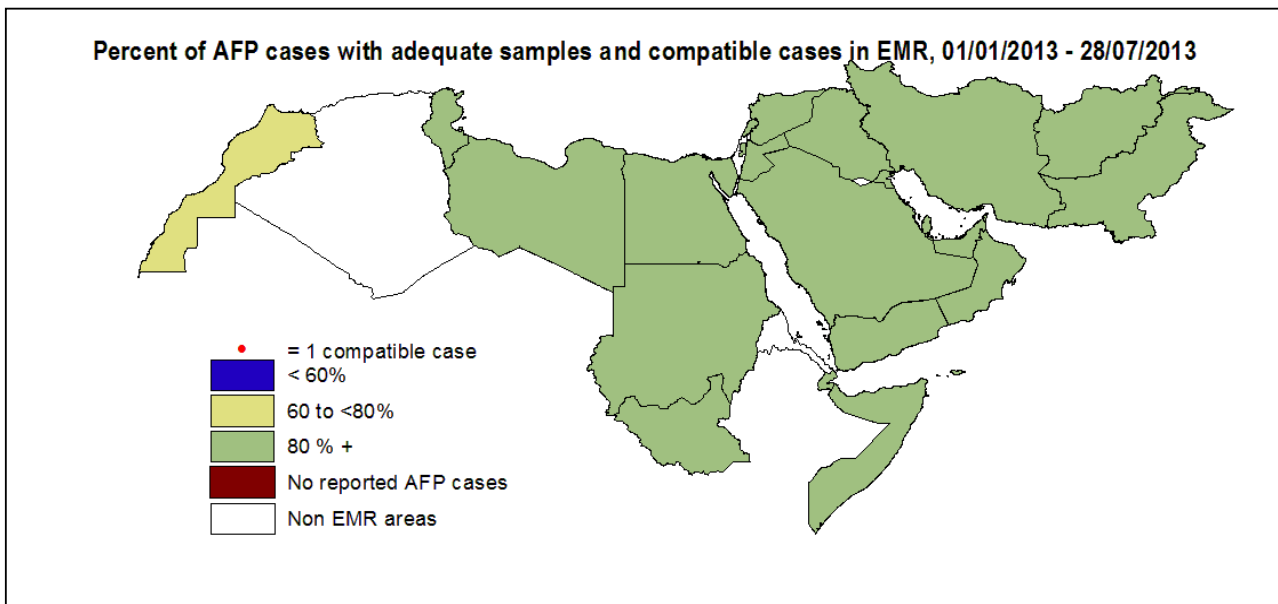
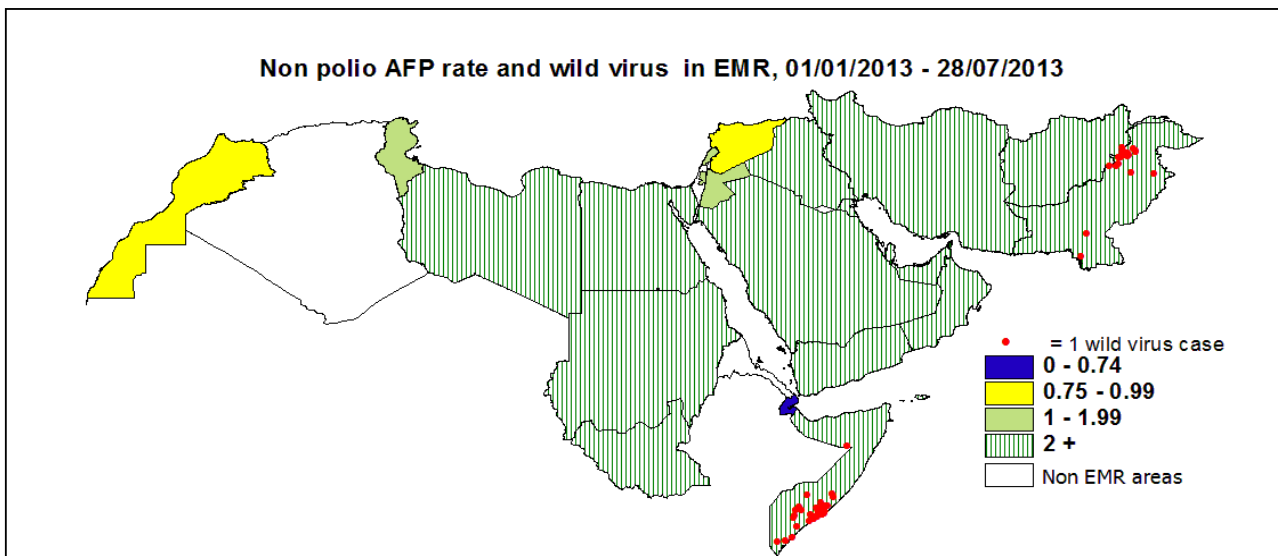
Result	2010	2011	2012	2013
Negative	416	448	401	217
Pending				44
Wild	1		2	
VDPVP2			7	3
VDPVP1			1	
Total	417	448	411	264

YEAR	Province	Site	Count	First date	Last Date		
2012	Wild	CAIRO	AL HAGGANA 2	1	06/12/2012	06/12/2012	
		EL SALAM		1	02/12/2012	02/12/2012	
	Wild Total			2	02/12/2012	06/12/2012	
	VDPVP2	ALEXANDRIA	GHARAB	1	10/12/2012	10/12/2012	
		BENI SUEF	BENI SUEF	1	27/12/2012	27/12/2012	
		CAIRO	AIN SHAMS	1	23/12/2012	23/12/2012	
			AL HAGGANA 2	2	29/03/2012	30/05/2012	
		GIZA	MOHEET	1	27/09/2012	27/09/2012	
		ISMALIA	ISMALIA	1	25/11/2012	25/11/2012	
		VDPVP2 Total			7	29/03/2012	27/12/2012
	VDPVP1	ALEXANDRIA	GHARAB	1	10/04/2012	10/04/2012	
	VDPVP1 Total			1	10/04/2012	10/04/2012	
	2013	VDPVP2	CAIRO	AL HAGGANA 2	1	08/01/2013	08/01/2013
			FAYOUM	FAYOUM CITY	1	14/04/2013	14/04/2013
MINYA			AQURQAS	1	04/03/2013	04/03/2013	
VDPVP2 Total			3	08/01/2013	14/04/2013		

\*\*\*\*Environmental surveillance initiated in Pakistan in August 2009 showed the following:

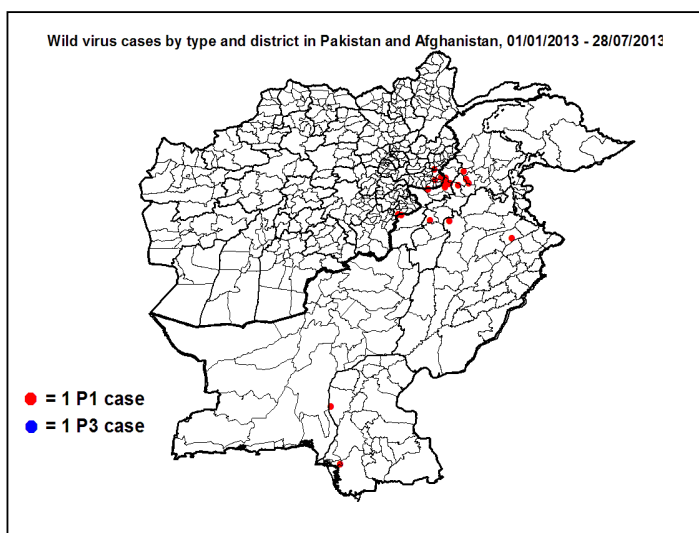
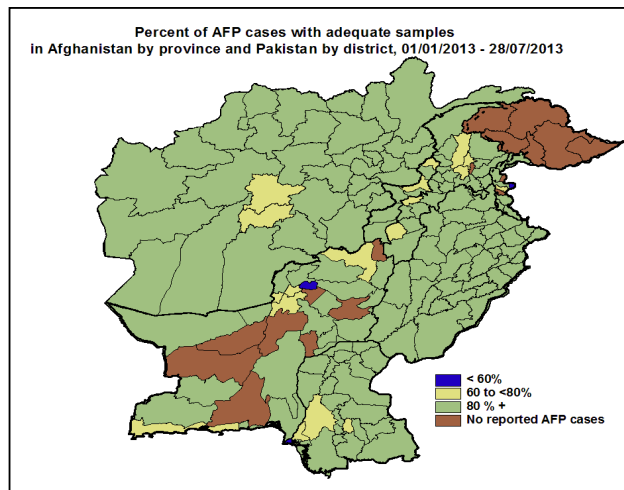
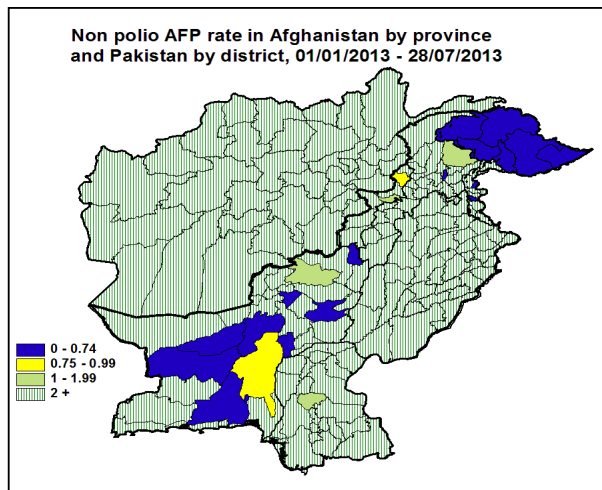
Status	2009	2010	2011	2012	2013
Negative	27	77	68	150	143
pending					18
Wild	18	79	136	89	22
Grand Total	45	156	204	239	183

Year	SITEDIST	SITENAME	Count	Wild	First date	Last date	
2013	KHLI GADAP TOWN	COMPOSITE SAMPLE	2	1	11/04/2013	20/05/2013	
		SOHRAB GOTH	2	2	29/01/2013	27/04/2013	
	PESHAWAR	LARA MA	3	2	24/01/2013	26/03/2013	
		SHAHEEN TOWN	7	1	11/01/2013	10/07/2013	
	RAWALPINDI	SAFDAR ABAD	1	25	25/03/2013	25/03/2013	
	QUETTA	SUR PUL	1	20	20/02/2013	20/02/2013	
	HYDERABAD	TULSIDAS PUMPING STATION	5	10	10/01/2013	10/06/2013	
	FAISALABAD	FAISALABAD COMPOSITE SITE	1	03	03/01/2013	03/01/2013	
	2013 Total			22	22	03/01/2013	10/07/2013



**Wild polio cases by country and date of onset of paralysis in EMR, 2012-2013**

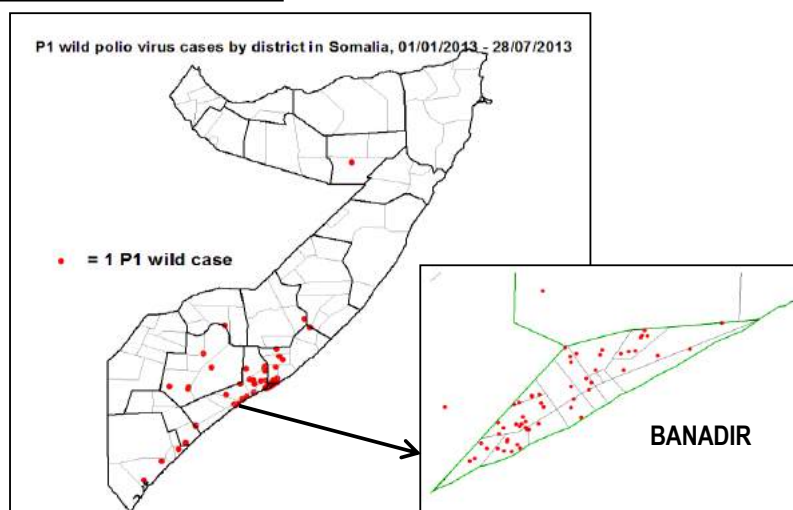
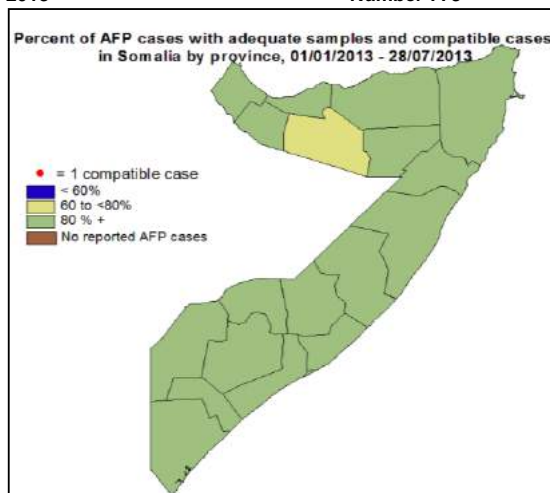
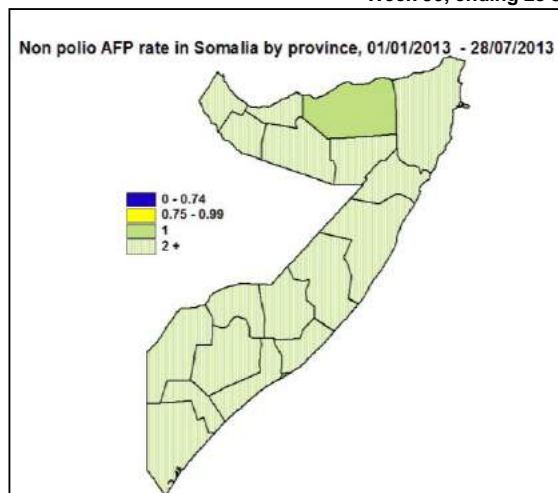
Year	COUNTRY	P1			P3			P1P3			Total Count	First Case	Last Case
		Count	First Case	Last Case	Count	First Case	Last Case	Count	First Case	Last Case			
2012	AFG	37	01/01/2012	20/12/2012							37	01/01/2012	20/12/2012
	PAK	55	01/01/2012	30/11/2012	2	19/02/2012	18/04/2012	1	04/01/2012	04/01/2012	58	01/01/2012	30/11/2012
<b>2012 Total</b>		<b>92</b>	<b>01/01/2012</b>	<b>20/12/2012</b>	<b>2</b>	<b>19/02/2012</b>	<b>18/04/2012</b>	<b>1</b>	<b>04/01/2012</b>	<b>04/01/2012</b>	<b>95</b>	<b>01/01/2012</b>	<b>20/12/2012</b>
2013	AFG	3	31/01/2013	06/06/2013							3	31/01/2013	06/06/2013
	PAK	22	14/01/2013	03/07/2013							22	14/01/2013	03/07/2013
	SOM	95	17/04/2013	10/07/2013							95	17/04/2013	10/07/2013
<b>2013 Total</b>		<b>120</b>	<b>14/01/2013</b>	<b>10/07/2013</b>							<b>120</b>	<b>14/01/2013</b>	<b>10/07/2013</b>


**Wild Polio cases by district and date of onset of paralysis, Afghanistan 2013**

PROVINCE	DISTRICT	P1		
		Count	First case	Last case
NANGARHAR	SHINWAR	1	06/06/2013	06/06/2013
	LALPUR	1	31/01/2013	31/01/2013
KUNAR	KHASKUNAR	1	28/03/2013	28/03/2013
Grand Total		3	31/01/2013	06/06/2013

**Wild Polio cases by district and date of onset of paralysis, Pakistan 2013**

PROVINCE	DISTRICT	P1		
		Count	First case	Last case
FATA	KHYBER	9	24/04/2013	03/07/2013
	WAZIR-N	2	24/05/2013	15/06/2013
	FR BANNU	2	03/05/2013	19/05/2013
KHYBER PAKHTOON	PESHAWAR	1	30/06/2013	30/06/2013
	MARDAN	2	12/02/2013	22/04/2013
	MALAKAND	1	08/02/2013	08/02/2013
	BANNU	1	26/01/2013	26/01/2013
PUNJAB	MBDIN	1	26/05/2013	26/05/2013
	MIANWALI	1	07/02/2013	07/02/2013
SINDH	DADU	1	22/03/2013	22/03/2013
	KHIBINQASIM	1	14/01/2013	14/01/2013
Grand Total		22	14/01/2013	03/07/2013


**Wild Polio cases by district and date of onset of paralysis, Somalia 2013**

PROVINCE	DISTRICT	P1		
		Count	First case	Last case
MIDDLE SHABELLE	BALAD	3	13/06/2013	10/07/2013
	MAHADAY	1	14/06/2013	14/06/2013
	JOWHAR	2	08/06/2013	10/06/2013
	ADEN YABAL	1	24/05/2013	24/05/2013
BAKOOL	EL BARDE	1	12/06/2013	12/06/2013
LOWER SHABELLE	QORYOLEY	2	23/05/2013	08/07/2013
	MARKA	8	30/05/2013	15/06/2013
	AFGOI	7	12/05/2013	15/06/2013
	AWDHEEGLE	1	11/06/2013	11/06/2013
	WANLEWEYNE	1	08/06/2013	08/06/2013
	BRAVA	1	17/05/2013	17/05/2013
BAY	DINSOR	3	06/06/2013	04/07/2013
	BAIDOA	2	10/06/2013	12/06/2013
	BURHAKABA	1	26/04/2013	26/04/2013
BANADIR	DHARKENLEY	4	04/05/2013	01/07/2013
	YAQSHID	4	21/05/2013	14/06/2013
	HODAN	11	17/04/2013	13/06/2013
	HELIWA	7	05/05/2013	13/06/2013
	KARAN	3	26/05/2013	09/06/2013
	WARDIGLEY	5	13/05/2013	08/06/2013
	HAMAR JABJAB	3	18/04/2013	08/06/2013
	MEDINA	8	12/05/2013	04/06/2013
	HAWALWADAG	1	29/05/2013	29/05/2013
	DAYNILE	5	09/05/2013	28/05/2013
	WABERI	2	20/05/2013	25/05/2013
	HAMARWEYNE	1	21/05/2013	21/05/2013
	ABDUL AZIZ	1	19/05/2013	19/05/2013
SOOL	LAS ANOD	1	16/06/2013	16/06/2013
HIRAN	MAHAS	1	12/06/2013	12/06/2013
MIDDLE JUBA	JILIB EAST	1	29/05/2013	29/05/2013
LOWER JUBA	KISMAYO	2	17/05/2013	29/05/2013
	JAMAAME EAST	1	26/05/2013	26/05/2013
Grand Total		95	17/04/2013	10/07/2013



**Circulating VDPV cases and date of onset of paralysis in EMR countries by districts  
2012-2013**

Year	COUNTRY	PROVINCE	DISTRICT	cVDP2			cVDP3				
				Count	First Case	Last Case	Count	First Case	Last Case		
2012	AFG	KANDAHAR	MAYWAND	1	17/10/2012	17/10/2012					
			PANJWAYI	2	30/10/2012	20/12/2012					
			SPINBOLDAK	1	05/11/2012	05/11/2012					
		HILMAND	KAJAKI	1	02/12/2012	02/12/2012					
			WASHER	1	20/12/2012	20/12/2012					
			NAD-E-ALI	3	03/12/2012	21/12/2012					
			NAHR-E-SARAJ	1	15/11/2012	15/11/2012					
		NAWZAD	1	24/12/2012	24/12/2012						
		AFG Total				11	17/10/2012	24/12/2012			
		PAK	BALOCHISTAN	KABDULAH	15	30/08/2012	14/12/2012				
	SINDH			1	08/12/2012	08/12/2012					
	PAK Total				16	30/08/2012	14/12/2012				
	SOM	LOWER JUBA	KISMAYO	1	23/07/2012	23/07/2012					
	SOM Total				1	23/07/2012	23/07/2012				
YEM	HAJJAH	HARAD				1	24/08/2012	24/08/2012			
	ALHUDAIDAH	ALZUHRA				1	27/04/2012	27/04/2012			
YEM Total							2	27/04/2012	24/08/2012		
2012 Total				28	23/07/2012	24/12/2012	2	27/04/2012	24/08/2012		
2013	AFG	KANDAHAR	SHAHWALIKOT	1	13/03/2013	13/03/2013					
			HILMAND	2	22/01/2013	20/02/2013					
	AFG Total				3	22/01/2013	13/03/2013				
	PAK	BALOCHISTAN	JAFARABAD	1	11/01/2013	11/01/2013					
			MASTUNG	1	27/06/2013	27/06/2013					
		SINDH	3	21/02/2013	08/05/2013						
		FATA	5	10/04/2013	03/07/2013						
	PAK Total				10	11/01/2013	03/07/2013				
	SOM	LOWER SHABELLE	AFGOI	1	09/01/2013	09/01/2013					
	SOM Total				1	09/01/2013	09/01/2013				
2013 Total				14	09/01/2013	03/07/2013					

In 2012, 3 AFP cases in Afghanistan and 2 cases in Pakistan were identified as VDPVs by contacts

In 2013, 1 AFP case in Somalia was identified as VDPV by contact