



AFP SURVEILLANCE

22-Jul-13

Week 29, ending 21 July 2013

Number 772

Table 1: Acute Flaccid Paralysis (AFP) cases by week of onset

Country	Reported AFP cases by week of onset - Week (29/13) / Ending on : 21/07/13)														
	Total AFP 2011	Total AFP 2012	Total AFP to date, 2013	W 18 05 May 13	W 19 12 May 13	W 20 19 May 13	W 21 26 May 13	W 22 02 Jun 13	W 23 09 Jun 13	W 24 16 Jun 13	W 25 23 Jun 13	W 26 30 Jun 13	W 27 07 Jul 13	W 28 14 Jul 13	W 29 21 Jul 13
Afghanistan	1831	1829	1066	39	35	37	33	39	45	38	33	37	39	26	7
Bahrain	10	19	4	1	0	0	0	0	0	0					
Djibouti	6	6	1	0	0	1	0								
Egypt	1023	1022	606	17	28	20	29	19	15	23	24	13	18	14	5
Iran	603	689	348	21	16	13	17	16	5	6	6	15	7	1	0
Iraq	530	467	227	9	10	15	13	3	7	5	6	6	1		
Jordan ****	30	34	15	0	0	1	1	0	1	0					
Kuwait	38	36	21	0	1	1	0	0	0	1	1	1	3	0	
Lebanon ****	22	24	7	0	0	1	0	0	0	0					
Libya	35	42	39	3	1	0	1	1	0	0	2	1	2	3	0
Morocco	76	81	52	1	3	2	2	1	4	0	3	1	1	0	
Oman	39	31	11	0	0	0	0	0	0	1	1	0			
Pakistan	5762	5036	2216	93	85	106	95	108	113	96	98	61	39	12	
Palestine ****	17	21	14	0	3	2	0	0	0	1	2	0	1	0	0
Qatar	6	13	6	0	0	0	0	2	1	0	0	0	0		
Saudi Arabia	213	227	112	1	4	1	6	3	4	4	7	1	0	0	0
Somalia	172	148	266	8	11	13	19	23	36	34	21	22	11	8	1
Sudan	362	384	228	15	11	7	6	11	12	10	10	7	4	10	0
South Sudan	341	326	191	10	7	7	7	7	4	6	3	7	2	1	
Syria ****	168	109	48	2	2	0	1	1	0	1	1	1	0	1	
Tunisia	47	61	19	0	0	2	1	0	0	1	0	0	0	0	
U.A.E	25	40	20	0	0	1	1	1	0	0	2	0	0	0	0
Yemen	386	475	327	8	16	13	15	10	14	11	12	19	15	11	1
Total EMR	11742	11120	5844	228	233	243	247	245	261	238	232	192	143	87	14

No data = No report received

Table 2: Confirmed polio cases by month of onset

Country	Total year 2011	Total year 2012	21/07		Confirmed polio cases by month of onset											
			2012	2013	August 2012	September 2012	October 2012	November 2012	December 2012	January 2013	February 2013	March 2013	April 2013	May 2013	June 2013	July 2013
Afghanistan	80	37	17	3	2	7	6	3	2	1	0	1	0		1	
Bahrain	0	0	0	0	0	0	0	0	0	0	0	0	0	0		
Djibouti	0	0	0	0	0	0	0	0	0	0	0	0	0			
Egypt	0	0	0	0	0	0	0	0	0	0	0	0	0			
Iran	0	0	0	0	0	0	0	0	0	0	0	0	0			
Iraq	0	0	0	0	0	0	0	0	0	0	0	0	0	0		
Jordan ****	0	0	0	0	0	0	0	0	0	0	0	0	0			
Kuwait	0	0	0	0	0	0	0	0	0	0	0	0	0	0		
Lebanon ****	0	0	0	0	0	0	0	0	0	0	0	0	0	0		
Libya	0	0	0	0	0	0	0	0	0	0	0	0	0	0		
Morocco	0	0	0	0	0	0	0	0	0	0	0	0	0	0		
Oman	0	0	0	0	0	0	0	0	0	0	0	0	0	0		
Pakistan	198	58	29	21	9	8	8	4	0	2	3	1	2	9	4	
Palestine ****	0	0	0	0	0	0	0	0	0	0	0	0	0			
Qatar	0	0	0	0	0	0	0	0	0	0	0	0	0			
Saudi Arabia	0	0	0	0	0	0	0	0	0	0	0	0	0			
Somalia	0	0	0	72	0	0	0	0	0	0	0	0	4	40	28	
Sudan	0	0	0	0	0	0	0	0	0	0	0	0	0	0		
South Sudan	0	0	0	0	0	0	0		0	0	0					
Syria ****	0	0	0	0	0	0	0	0	0	0	0	0	0	0		
Tunisia	0	0	0	0	0	0	0	0	0	0	0	0	0	0	0	
U.A.E	0	0	0	0	0	0	0	0	0	0	0	0	0	0		
Yemen	0	0	0	0	0	0	0	0	0	0	0	0	0	0		
Total EMR	278	95	46	96	11	15	14	7	2	3	3	2	6	49	33	0

**** UNRWA cases are included with those of country of residence



World Health Organization – Regional Office for Eastern Mediterranean

AFP SURVEILLANCE

22-Jul-13

Week 29, ending 21 July 2013

Number 772

Table 3: Investigation of AFP cases with paralysis onset in 2012 & 2013 up to Week (29/13) / Ending on : (21/07/13)

COUNTRY	2012											2013											Latest line List Date		
	AFP									Specimen	Wild cases		AFP									Specimen		Wild cases	
	Total AFP cases onset 2012	Case classification					Non polio AFP rate **	AFP cases pending classification > 90 days from onset of paralysis	AFP cases pending classification and lab > 90 days from onset of paralysis		% with *** adequate specimens	Wild P1 Poliovirus	Wild P3 Poliovirus	Total AFP cases onset 2013	Case classification					Annualized Non polio AFP rate **	AFP cases pending classification > 90 days from onset of paralysis			AFP cases pending classification and lab > 90 days from onset of paralysis	% with *** adequate specimens
		Total Confirmed Polio Cases *	Polio Compatible	Pending Classification	Discarded (non polio AFP)	VDPV				Total Confirmed Polio Cases *					Polio Compatible	Pending Classification	Discarded (non polio AFP)	VDPV							
Afghanistan	1829	37	7	0	1774	11	10.3	0	0	92.3	37	0	1066	3	0	119	941	3	10.5	5	0	94.4	3	0	21/07/2013
Bahrain	19	0	0	0	19	0	7.0	0	0	94.7	0	0	4	0	0	1	3	0	2.7	0	0	75.0	0	0	17/06/2013
Djibouti	6	0	0	0	6	0	2.0	0	0	66.7	0	0	1	0	0	1	0	0	0.6	0	0	100.0	0	0	29/05/2013
Egypt	1022	0	0	0	1021	1	3.2	0	0	91.6	0	0	606	0	0	67	539	0	3.3	0	0	90.9	0	0	18/07/2013
Iran	689	0	0	0	687	2	3.5	0	0	92.5	0	0	348	0	0	83	264	1	3.6	0	0	96.0	0	0	21/07/2013
Iraq	467	0	0	0	467	0	3.2	0	0	89.7	0	0	227	0	0	35	192	0	2.8	13	4	84.1	0	0	13/07/2013
Jordan	34	0	0	0	34	0	1.4	0	0	85.3	0	0	15	0	0	6	9	0	1.1	3	0	93.3	0	0	20/06/2013
Kuwait	36	0	0	0	36	0	4.7	0	0	86.1	0	0	21	0	0	4	17	0	5.0	0	0	85.7	0	0	14/07/2013
Lebanon	24	0	0	0	24	0	2.0	0	0	50.0	0	0	7	0	0	1	6	0	1.3	0	0	85.7	0	0	16/06/2013
Libya	42	0	0	0	42	0	2.1	0	0	97.6	0	0	39	0	0	6	33	0	3.4	0	0	94.9	0	0	21/07/2013
Morocco	81	0	0	0	81	0	0.8	0	0	81.5	0	0	52	0	0	17	35	0	0.9	5	0	69.2	0	0	14/07/2013
Oman	31	0	0	0	31	0	3.9	0	0	100.0	0	0	11	0	0	2	9	0	2.5	0	0	100.0	0	0	01/07/2013
Pakistan	5036	58	6	0	4956	16	6.5	0	0	88.6	56 #	3 #	2216	21	0	187	2000	8	5.2	36	3	91.0	21	0	20/07/2013
Palestine	21	0	0	0	21	0	1.2	0	0	95.2	0	0	14	0	0	10	4	0	1.5	1	0	100.0	0	0	21/07/2013
Qatar	13	0	0	0	13	0	5.6	0	0	92.3	0	0	6	0	0	6	0	0	4.7	3	0	100.0	0	0	07/07/2013
Saudi Arabia	227	0	0	0	227	0	2.6	0	0	96.0	0	0	112	0	0	28	84	0	2.2	0	0	93.8	0	0	21/07/2013
Somalia	148	0	2	0	145	1	2.9	0	0	98.0	0	0	266	72	0	126	67	1	6.5	2	1	88.7	72	0	19/07/2013
Sudan	384	0	0	0	383	1	2.5	0	0	96.9	0	0	228	0	0	18	209	1	2.6	0	0	99.6	0	0	21/07/2013
South Sudan	326	0	0	2	323	1	4.0	2	1	94.2	0	0	191	0	0	55	136	0	4.1	8	3	94.2	0	0	19/07/2013
Syria	109	0	0	0	109	1	1.1	0	0	84.4	0	0	48	0	0	5	43	0	0.9	1	0	81.3	0	0	17/07/2013
Tunisia	61	0	0	0	61	0	2.4	0	0	78.7	0	0	19	0	0	1	18	0	1.3	1	0	89.5	0	0	19/07/2013
U.A.E	40	0	0	0	40	0	4.0	0	0	100.0	0	0	20	0	0	2	18	0	3.6	0	0	100.0	0	0	14/07/2013
Yemen	475	0	0	0	472	4	4.0	0	0	93.3	0	0	327	0	0	79	248	0	4.9	1	0	90.8	0	0	21/07/2013
EMR	11120	95	15	2	10972	38	4.5	2	1	90.5	93	3	5844	96	0	859	4875	14	4.2	79	11	91.8	96	0	
2011	11742	278	45	0	11395	24	4.8	0	0	90.0	276	2													

* Confirmed polio cases refer to wild isolation from AFP cases or from contacts of negative index AFP cases

** Non-polio AFP per 100,000 children <15 years

*** Adequate here refers to two stool specimens collected at least 24 hours apart, within 14 days of paralysis onset

**** AFP cases co infected with P1 and P3 are counted separately as wild isolates

In 2012, 1 AFP case in Pakistan had co infection P1 & P3 from 2 contacts P1 & P3



World Health Organization – Regional Office for Eastern Mediterranean

AFP SURVEILLANCE

Week 29, ending 21 July 2013

22-Jul-13

Number 772

Table 4: Investigation of contacts of AFP cases with paralysis onset in 2013 up to Week (29/13) / Ending on : (21/07/2013)

Country	No. of AFP cases	No. of eligible AFP cases for contact sampling*	% of eligible AFP cases with contact samplings	% of eligible AFP cases with 3+ contacts	Total number of Contacts* *	% of contacts under 5 years	% of contacts with specimens collected within 7 days of notification of index	% Contact specimens in lab within 3 days of collection	% Contact specimens positive for NPEV	% Contact specimens positive for Sabin like virus	No. of contacts positive for wild virus	% of wild polio virus isolation from contacts	No. of Contacts positive for VDPVs	No. of -ve index AFP cases identified positive by contact	No. of district identified infected from contacts
Afghanistan	1066	60	85.0	85.0	472	95.1	76.9	19.5	19.5	6.8	0	0.0		0	0
Bahrain	4	1	0.0	0.0	0						0			0	0
Djibouti	1	0			0						0			0	0
Egypt	606	64	64.1	64.1	220	75.0	67.3	98.1	14.9	2.9	0	0.0		0	0
Iran	348	14	100.0	100.0	64	56.3	53.1	70.3	4.7	1.6	0	0.0		0	0
Iraq	227	36	66.7	55.6	104	69.2	8.7	79.8	14.3	0.0	0	0.0		0	0
Jordan	15	1	0.0	0.0	0						0			0	0
Kuwait	21	3	100.0	100.0	53	47.2	79.2	100.0	11.1	0.0	0	0.0		0	0
Lebanon	7	1	0.0	0.0	0						0			0	0
Libya	39	2	0.0	0.0	0						0			0	0
Morocco	52	16	12.5	12.5	10	70.0	0.0	100.0	20.0	40.0	0	0.0		0	0
Oman	11	0			4	75.0	0.0	100.0	0.0	25.0	0	0.0		0	0
Pakistan	2216	199	77.9	74.9	568	85.9	60.9	71.7	25.1	7.4	0	0.0		0	0
Palestine	14	0			0						0			0	0
Qatar	6	0			0						0			0	0
Saudi Arabia	112	7	14.3	14.3	3	0.0	100.0				0			0	0
Somalia	266	30	66.7	66.7	1051	85.0	92.4	34.1	12.3	3.9	149	32.6	1	20	10
Sudan	228	1	100.0	100.0	137	82.5	60.6	50.5	10.8	3.6	0	0.0	1	0	0
South Sudan	191	11	90.9	81.8	537	84.0	93.1	1.9	23.9	3.8	0	0.0		0	0
Syria	48	9	33.3	11.1	10	10.0	30.0	100.0	10.0	0.0	0	0.0		0	0
Tunisia	19	2	0.0	0.0	5	40.0	60.0	80.0	0.0	0.0	0	0.0		0	0
U.A.E.	20	0			0						0			0	0
Yemen	327	30	73.3	53.3	465	61.5	72.0	10.6	18.3	2.0	0	0.0		0	0
Grand Total 2013	5844	487	71.3	67.4	3703	80.8	76.7	42.5	18.3	4.6	149	5.8	2	20	10
Grand Total 2012	11120	1062	83.4	79.0	5757	82.9	70.4	45.3	18.5	3.3	10	0.2	11	7	4

* Eligible refers to AFP cases with inadequate stool specimens

** Total number of contacts from eligible AFP cases and from other AFP cases as per with country criteria for contact sampling

Last wild contacts in EMRO, 01/01/2012- 21/07/2013

Year	Country	Count of wild contacts	Date of Most Recent stool collection
2012	Afghanistan	3	10/11/2012
	Pakistan	7	08/10/2012
2012 Total		10	10/11/2012
2013	SOM	149	19/06/2013
2013 Total		149	19/06/2013

Number and distribution by district of -ve index AFP cases identified as wild positive by contact in EMR, 2013

COUNTRY	PROVINCE	DISTRICT	Count	First case	Last case	
SOM	BANADIR	ABDUL AZIZ	1	19/05/2013	19/05/2013	
		DHARKENLEY	2	04/05/2013	30/05/2013	
		DAYNILE	1	13/05/2013	13/05/2013	
		HODAN	3	17/04/2013	04/06/2013	
		HAMAR JABJAB	2	27/04/2013	08/06/2013	
		MEDINA	2	28/05/2013	02/06/2013	
		WABERI	1	25/05/2013	25/05/2013	
		BAY	BURHAKABA	1	26/04/2013	26/04/2013
				1	26/05/2013	26/05/2013
		LOWER JUBA	JAMAAME EAST	2	17/05/2013	29/05/2013
				1	17/05/2013	17/05/2013
		LOWER SHABELLE	BRAVA	1	17/05/2013	17/05/2013
				1	08/06/2013	08/06/2013
MIDDLE SHABELLE	JOWHAR	1	10/06/2013	10/06/2013		
		1	16/06/2013	16/06/2013		
SOOL	LAS ANOD	1	17/04/2013	16/06/2013		
		1	16/06/2013	16/06/2013		
SOM Total			20	17/04/2013	16/06/2013	
Grand Total			20	17/04/2013	16/06/2013	



Table 5: Laboratory investigation of AFP cases with paralysis onset in 2013 up to Week (29/13) / Ending on : (21/07/2013)

Country	Polio laboratories Sequencing performed by CDC and RIVM laboratories	AFP cases with specimens	Preliminary virus isolation results of AFP cases						Poliovirus intratypic differentiation results #										Indicators				Latest report Date						
			Referred for ITD		NPEV only	Negative	Pending		Type 1			Type 2			Type 3			Discordant pending sequence	NPEV by PCR	Non-EV	Pending ITD	% specimens positive for NPEV		% AFP cases with culture results within 14 days	% AFP cases with ITD results within 7 days	% AFP cases with ITD results within 45 days of onset**			
			L20B+	L20B/NPEV			received <= 14 days	received > 14 days ago	Wild	Sabin	VDPV	Wild	Sabin	VDPV	Wild	Sabin	VDPV												
Afghanistan	RRL Pakistan	1030	66	7	168	739	50		3	40				20	3		29								15%	100%	100%	98%	20/07/2013
Bahrain	PNL Oman	4				4																			0%	100%		75%	22/07/2013
Djibouti	NPL Kenya	1						1																					29/05/2013
Egypt***	RRL Egypt	591	12	4	54	472	28	21	7								4			3	4				10%	98%	94%	99%	21/07/2013
Iran	NPL Iran	355	12		3	329	11		6			2	1			2				2					1%	99%	100%	99%	21/07/2013
Iraq	RRL Egypt	224	4		19	116	5	80	8			2	2			10						3			11%	99%	100%	100%	13/07/2013
Jordan	RRL Tunisia	17			1	15	1																		6%	100%			21/07/2013
Kuwait	RRL Kuwait	17			1	16																			8%	88%		100%	13/06/2013
Lebanon	RRL Egypt	10				9	1																		0%	100%		89%	21/07/2013
Libya	RRL Tunisia	39			3	27	6	3																	8%	97%		100%	19/07/2013
Morocco	RRL Tunisia	44			6	35	2																		13%	90%	0%	93%	14/07/2013
Oman	NPL Oman	11			2	9																			28%	100%		100%	22/07/2013
Pakistan	RRL Pakistan	2303	128	8	381	1642	144		21	47				23	8		44			3	4	1			16%	100%	96%	98%	20/07/2013
Palestine & UNRWA		14			2	7		5																	22%	0%		89%	21/07/2013
Qatar	NPL Oman	6			1	5																			17%	100%		100%	22/07/2013
Saudi Arabia	NPL Oman	113	1			109		3									1								0%	100%	100%	0%	21/07/2013
Somalia	NPL Kenya	265	60		19	50	19	117	52	5			3			3									15%	4%		99%	19/07/2013
Sudan	RRL Egypt	229	5		24	182	18						3			6									11%	99%	100%	100%	21/07/2013
South Sudan	NPL Kenya	191	4		43	94	2	48	2							2									30%	0%		87%	19/07/2013
Syria	RRL Tunisia	43	1		3	38	1							1											6%	95%	100%	100%	21/07/2013
Tunisia	RRL Tunisia	20				18	2																		0%	100%		100%	19/07/2013
U.A.E	NPL Oman	18	1		1	16			1								1								6%	100%	100%	100%	22/07/2013
Yemen	RRL Egypt	309	17		26	214	43	9	5				2			9				1	3				12%	93%	100%	95%	21/07/2013
Total EMR 2013		5854	311	19	757	4146	333	287	76	121			56	14		111			6	8	10			13%	94%	97%	98%		
Total EMR 2012		11004	574	60	1998	8364		6	86	210			115	30	2	242	4		4	24	14			16%	94%	99%	97%		

* Specimens from all sources including non-AFP cases, excluding environmental samples

** This indicator reflects surveillance and laboratory activities

*** Environmental surveillance initiated in Egypt in September 2000 showed the following:

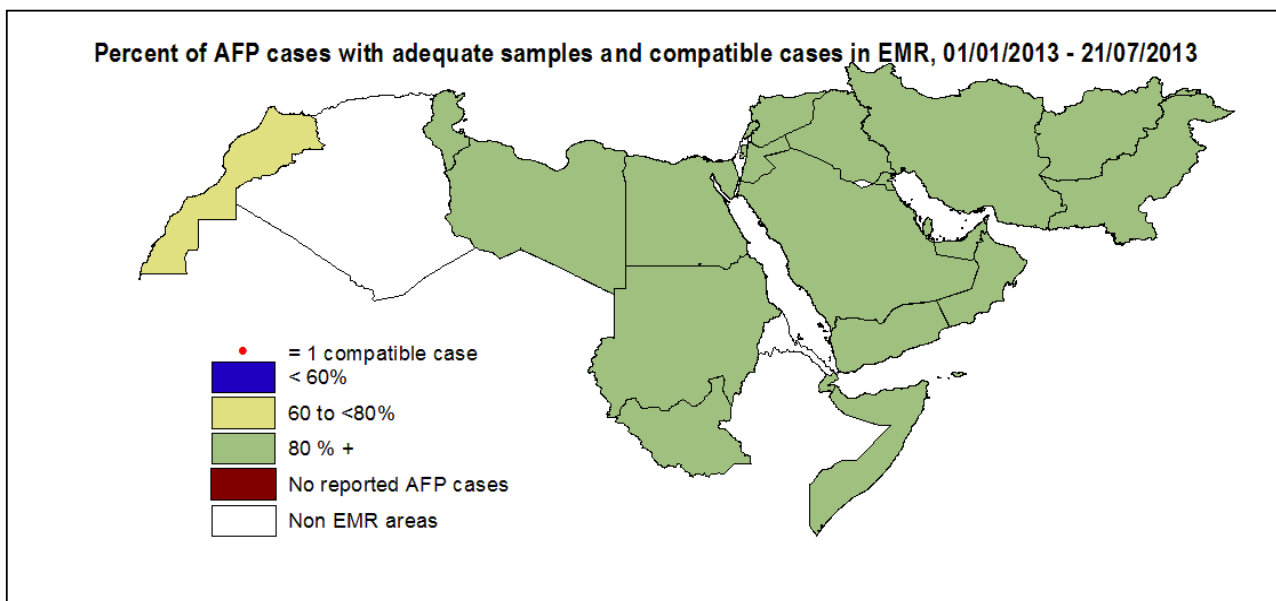
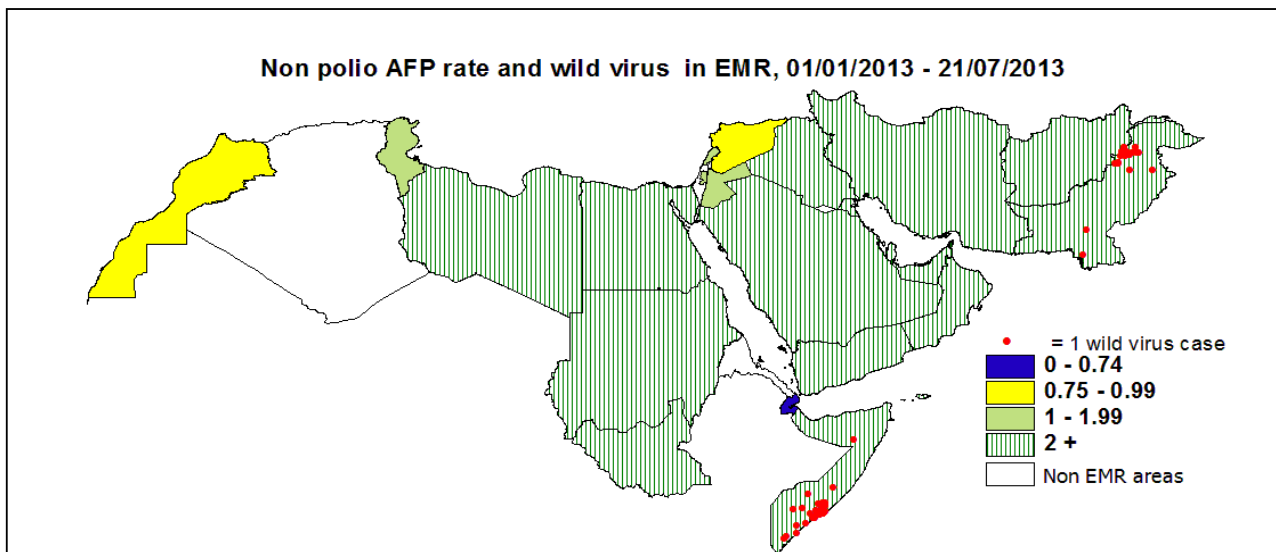
Result	2010	2011	2012	2013
Negative	416	448	404	220
Pending				44
Wild	1		2	
VDPVP2			4	
VDPVP1			1	
Total	417	448	411	264

Year 2012	Province	Site	Count	First date	Last Date
Wild	CAIRO	AL HAGGANA 2	1	06/12/2012	06/12/2012
		EL SALAM	1	02/12/2012	02/12/2012
Wild Total			2	02/12/2012	06/12/2012
VDPVP2	CAIRO	AL HAGGANA 2	2	29/03/2012	30/05/2012
	GIZA	MOHEET	1	27/09/2012	27/09/2012
	ISMALIA	ISMALIA	1	25/11/2012	25/11/2012
VDPVP2 Total			4	29/03/2012	25/11/2012
VDPVP1	ALEXANDRIA	G HARAB	1	10/04/2012	10/04/2012
VDPVP1 Total			1	10/04/2012	10/04/2012

****Environmental surveillance initiated in Pakistan in August 2009 showed the following:

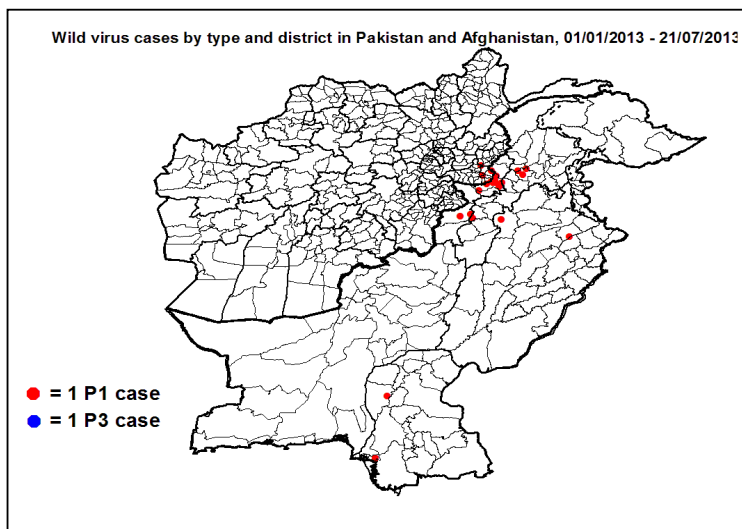
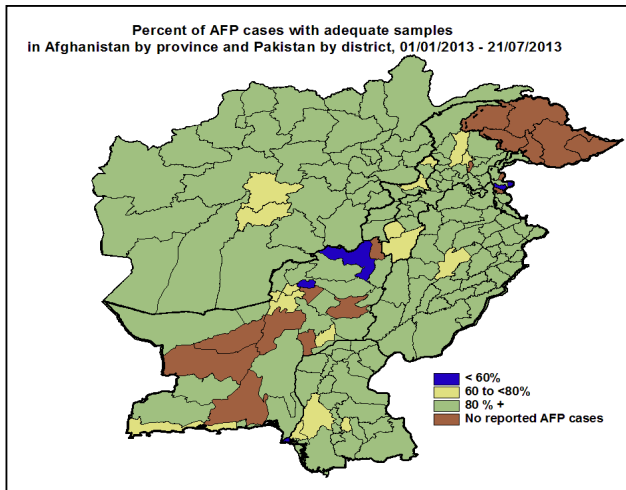
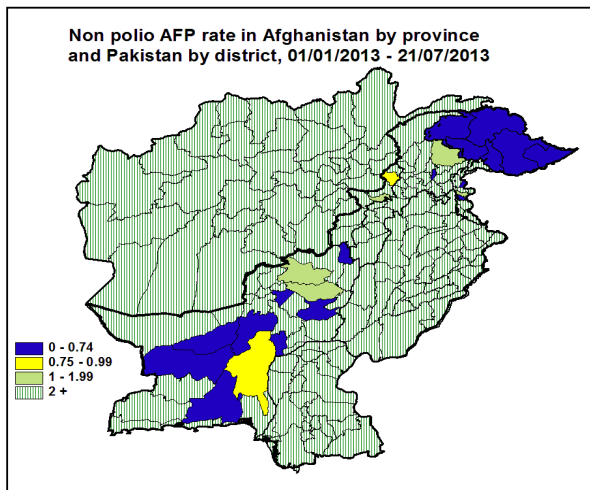
Status	2009	2010	2011	2012	2013
Negative	27	77	68	150	135
pending					19
Wild	18	79	136	89	21
Grand Total	45	156	204	239	175

Year	SITEDIST	SITENAME	Count	Wild	First date	Last date
2013	KHI.GADAP TOWN	COMPOSITE SAMPLE	2		11/04/2013	20/05/2013
		SOHRAB GOTH	2		29/01/2013	27/04/2013
	PESHAWAR	LARA MA	3		24/01/2013	26/03/2013
		SHAHEEN TOWN	6		11/01/2013	10/06/2013
	RAWALPINDI	SAFDAR ABAD	1		25/03/2013	25/03/2013
	QUETTA	SUR PUL	1		20/02/2013	20/02/2013
	HYDERABAD	TULSIDAS PUMPING STATION	5		10/01/2013	10/06/2013
	FAISALABAD	FAISALABAD COMPOSITE SITE	1		03/01/2013	03/01/2013
2013 Total			21		03/01/2013	10/06/2013



Wild polio cases by country and date of onset of paralysis in EMR, 2012-2013

Year	COUNTRY	P1			P3			P1P3			Total Count	First Case	Last Case
		Count	First Case	Last Case	Count	First Case	Last Case	Count	First Case	Last Case			
2012	AFG	37	01/01/2012	20/12/2012							37	01/01/2012	20/12/2012
	PAK	55	01/01/2012	30/11/2012	2	19/02/2012	18/04/2012	1	04/01/2012	04/01/2012	58	01/01/2012	30/11/2012
2012 Total		92	01/01/2012	20/12/2012	2	19/02/2012	18/04/2012	1	04/01/2012	04/01/2012	95	01/01/2012	20/12/2012
2013	AFG	3	31/01/2013	06/06/2013							3	31/01/2013	06/06/2013
	PAK	21	14/01/2013	30/06/2013							21	14/01/2013	30/06/2013
	SOM	72	17/04/2013	16/06/2013							72	17/04/2013	16/06/2013
2013 Total		96	14/01/2013	30/06/2013							96	14/01/2013	30/06/2013



Wild Polio cases by district and date of onset of paralysis, Afghanistan 2013

PROVINCE	DISTRICT	P1		
		Count	First case	Last case
NANGARHAR	SHINWAR	1	06/06/2013	06/06/2013
	LALPUR	1	31/01/2013	31/01/2013
KUNAR	KHASKUNAR	1	28/03/2013	28/03/2013
Grand Total		3	31/01/2013	06/06/2013

Wild Polio cases by district and date of onset of paralysis, Pakistan 2013

PROVINCE	DISTRICT	Count	First case	Last case
KHYBER PAKHTOON	PESHAWAR	1	30/06/2013	30/06/2013
	MARDAN	2	12/02/2013	22/04/2013
	MALAKAND	1	08/02/2013	08/02/2013
	BANNU	1	26/01/2013	26/01/2013
FATA	KHYBER	8	24/04/2013	23/06/2013
	WAZIR-N	2	24/05/2013	15/06/2013
	FR BANNU	2	03/05/2013	19/05/2013
PUNJAB	MBDIN	1	26/05/2013	26/05/2013
	MIANWALI	1	07/02/2013	07/02/2013
SINDH	DADU	1	22/03/2013	22/03/2013
	KHIBINQASIM	1	14/01/2013	14/01/2013
Grand Total		21	14/01/2013	30/06/2013



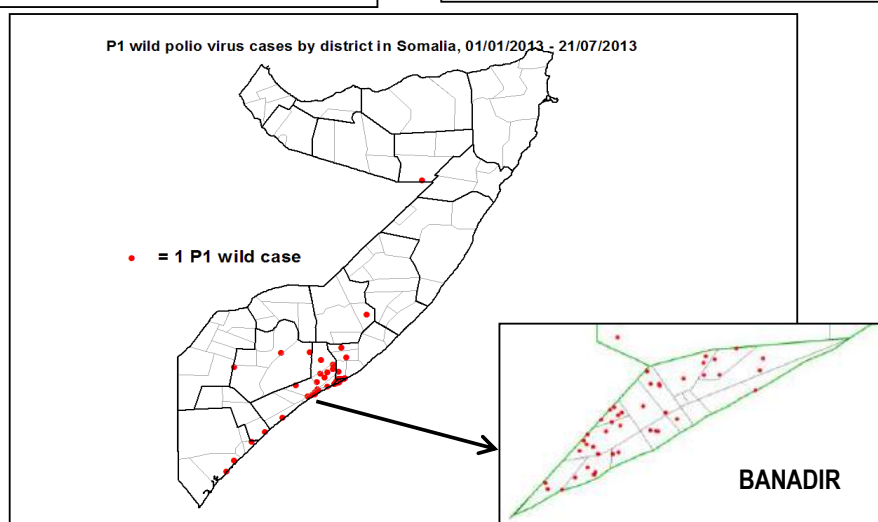
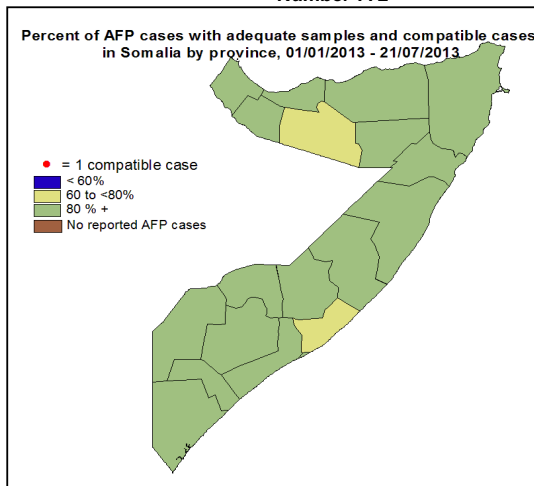
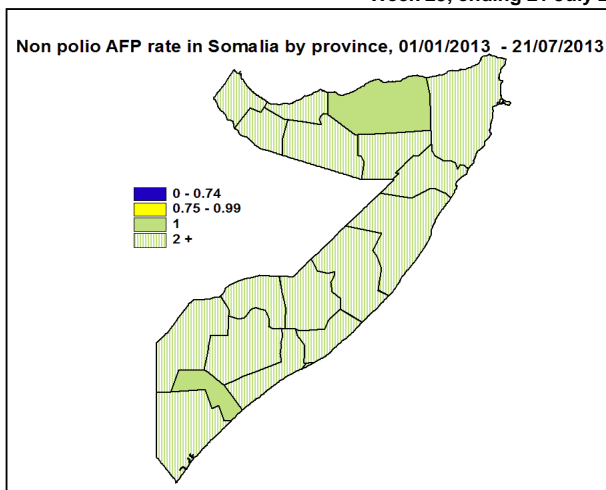
World Health Organization – Regional Office for Eastern Mediterranean

AFP SURVEILLANCE

Week 29, ending 21 July 2013

22-Jul-13

Number 772



Wild Polio cases by district and date of onset of paralysis, Somalia 2013

PROVINCE	DISTRICT	P1			
		Count	First case	Last case	
SOOL	LAS ANOD	1	16/06/2013	16/06/2013	
LOWER SHABELLE	MARKA	7	30/05/2013	15/06/2013	
	AFGOI	6	12/05/2013	10/06/2013	
	WANLEWEYNE	1	08/06/2013	08/06/2013	
	QORYOLEY	1	23/05/2013	23/05/2013	
MIDDLE SHABELLE	BRAVA	1	17/05/2013	17/05/2013	
	MAHADAY	1	14/06/2013	14/06/2013	
	BALAD	1	13/06/2013	13/06/2013	
HIRAN	JOWHAR	1	10/06/2013	10/06/2013	
	MAHAS	1	12/06/2013	12/06/2013	
BAY	BAIDOA	1	10/06/2013	10/06/2013	
	DINSOR	1	06/06/2013	06/06/2013	
	BURHAKABA	1	26/04/2013	26/04/2013	
BANADIR	WARDIGLEY	5	13/05/2013	08/06/2013	
	HAMAR JABJAB	3	18/04/2013	08/06/2013	
	HODAN	9	17/04/2013	07/06/2013	
	KARAN	2	26/05/2013	06/06/2013	
	YAQSHID	3	21/05/2013	03/06/2013	
	MEDINA	6	12/05/2013	02/06/2013	
	DHARKENLEY	2	04/05/2013	30/05/2013	
	HAWALWADAG	1	29/05/2013	29/05/2013	
	DAYNILE	5	09/05/2013	28/05/2013	
	WABERI	2	20/05/2013	25/05/2013	
MIDDLE JUBA	HAMARWEYNE	1	21/05/2013	21/05/2013	
	HELIWA	4	05/05/2013	20/05/2013	
	ABDUL AZIZ	1	19/05/2013	19/05/2013	
	JILIB EAST	1	29/05/2013	29/05/2013	
LOWER JUBA	KISMAYO	2	17/05/2013	29/05/2013	
	JAMAAME EAST	1	26/05/2013	26/05/2013	
Grand Total		72	17/04/2013	16/06/2013	



**Circulating VDPV cases and date of onset of paralysis in EMR countries by districts
2012-2013**

Year	COUNTRY	PROVINCE	DISTRICT	cVDP2			cVDP3				
				Count	First Case	Last Case	Count	First Case	Last Case		
2012	AFG	KANDAHAR	MAYWAND	1	17/10/2012	17/10/2012					
			PANJWAYI	2	30/10/2012	20/12/2012					
			SPINBOLDAK	1	05/11/2012	05/11/2012					
		HILMAND	KAJAKI	1	02/12/2012	02/12/2012					
			WASHER	1	20/12/2012	20/12/2012					
			NAD-E-ALI	3	03/12/2012	21/12/2012					
			NAHR-E-SARAJ	1	15/11/2012	15/11/2012					
			NAWZAD	1	24/12/2012	24/12/2012					
		AFG Total				11	17/10/2012	24/12/2012			
		PAK	BALUCHISTAN	KABDULAH	15	30/08/2012	14/12/2012				
	SINDH		KHIGADAP	1	08/12/2012	08/12/2012					
	PAK Total				16	30/08/2012	14/12/2012				
SOM	LOWER JUBA	KISMAYO	1	23/07/2012	23/07/2012						
SOM Total				1	23/07/2012	23/07/2012					
YEM	HAJJAH	HARAD				1	24/08/2012	24/08/2012			
	ALHUDAIDAH	ALZUHRA				1	27/04/2012	27/04/2012			
YEM Total							2	27/04/2012	24/08/2012		
2012 Total				28	23/07/2012	24/12/2012	2	27/04/2012	24/08/2012		
2013	AFG	KANDAHAR	SHAHWALIKOT	1	13/03/2013	13/03/2013					
		HILMAND	NAD-E-ALI	2	22/01/2013	20/02/2013					
	AFG Total				3	22/01/2013	13/03/2013				
	PAK	BALUCHISTAN	JAFARABAD	1	11/01/2013	11/01/2013					
		SINDH	KHIGADAP	3	21/02/2013	08/05/2013					
		FATA	WAZIR-N	4	10/04/2013	15/06/2013					
	PAK Total				8	11/01/2013	15/06/2013				
SOM	LOWER SHABELLE	AFGOI	1	09/01/2013	09/01/2013						
SOM Total				1	09/01/2013	09/01/2013					
2013 Total				12	09/01/2013	15/06/2013					

In 2012, 3 AFP cases in Afghanistan and 2 cases in Pakistan were identified as VDPVs by contacts

In 2013, 1 AFP case in Somalia was identified as VDPV by contact