



AFP SURVEILLANCE

8-Jul-13

Week 27, ending 07 July 2013

Number 770

Table 1: Acute Flaccid Paralysis (AFP) cases by week of onset

Country	Reported AFP cases by week of onset - Week (27/13)/ Ending on : (07/07/2013)														
	Total AFP 2011	Total AFP 2012	Total AFP to date, 2013	W 16 21 Apr 13	W 17 28 Apr 13	W 18 05 May 13	W 19 12 May 13	W 20 19 May 13	W 21 26 May 13	W 22 02 Jun 13	W 23 09 Jun 13	W 24 16 Jun 13	W 25 23 Jun 13	W 26 30 Jun 13	W 27 07 Jul 13
Afghanistan	1831	1829	989	38	19	39	35	37	33	39	41	37	30	30	10
Bahrain	10	19	4	0	0	1	0	0	0	0	0	0			
Djibouti	6	6	1	0	0	0	0	1	0						
Egypt	1023	1022	576	32	22	17	28	20	29	19	15	23	24	13	7
Iran	603	689	331	13	16	21	16	13	17	16	5	5	6	6	1
Iraq	530	467	222	6	9	9	10	15	13	3	7	5	6	3	
Jordan ****	30	34	15	1	0	0	0	1	1	0	1				
Kuwait	38	36	20	0	1	0	1	1	0	0	0	1	1	1	2
Lebanon ****	22	24	7	0	0	0	0	1	0	0	0	0			
Libya	35	42	34	2	0	3	1	0	1	1	0	0	2	0	1
Morocco	76	81	44	1	3	1	3	2	2	1	1	0	0		
Oman	39	31	11	0	0	0	0	0	0	0	0	1	1	0	
Pakistan	5762	5037	2018	93	75	92	82	98	89	96	104	81	62	8	
Palestine ****	17	21	13	0	0	0	3	2	0	0	0	1	2	0	0
Qatar	6	13	6	0	0	0	0	0	0	2	1	0	0	0	0
Saudi Arabia	213	227	98	3	1	1	4	1	5	1	2	3	0	0	0
Somalia	172	148	224	8	8	8	11	13	18	23	34	34	17	6	1
Sudan	362	384	208	1	1	15	11	7	6	11	12	10	10	1	0
South Sudan	341	326	177	10	6	10	7	7	7	7	4	4	1	0	
Syria ****	168	109	44	3	2	2	2	0	1	0	0	1	0	0	
Tunisia	47	61	19	0	2	0	0	2	1	0	0	1	0	0	
U.A.E	25	40	20	0	0	0	0	1	1	1	0	0	2	0	0
Yemen	386	475	291	11	11	7	14	14	15	11	14	11	11	11	1
<b>Total EMR</b>	<b>11742</b>	<b>11121</b>	<b>5372</b>	<b>222</b>	<b>176</b>	<b>226</b>	<b>228</b>	<b>236</b>	<b>239</b>	<b>231</b>	<b>241</b>	<b>218</b>	<b>175</b>	<b>79</b>	<b>23</b>

No data = No report received

Table 2: Confirmed polio cases by month of onset

Country	Total year 2011	Total year 2012	07/07		Confirmed polio cases by month of onset											
			2012	2013	August 2012	September 2012	October 2012	November 2012	December 2012	January 2013	February 2013	March 2013	April 2013	May 2013	June 2013	July 2013
Afghanistan	80	37	15	3	2	7	6	3	2	1	0	1			1	
Bahrain	0	0	0	0	0	0	0	0	0	0	0	0	0	0		
Djibouti	0	0	0	0	0	0	0	0	0	0	0	0	0			
Egypt	0	0	0	0	0	0	0	0	0	0	0	0	0			
Iran	0	0	0	0	0	0	0	0	0	0	0	0	0			
Iraq	0	0	0	0	0	0	0	0	0	0	0	0	0	0		
Jordan ****	0	0	0	0	0	0	0	0	0	0	0	0	0	0		
Kuwait	0	0	0	0	0	0	0	0	0	0	0	0	0	0		
Lebanon ****	0	0	0	0	0	0	0	0	0	0	0	0	0	0		
Libya	0	0	0	0	0	0	0	0	0	0	0	0	0	0		
Morocco	0	0	0	0	0	0	0	0	0	0	0	0	0	0		
Oman	0	0	0	0	0	0	0	0	0	0	0	0	0	0		
Pakistan	198	58	25	18	9	8	8	4	0	2	3	1	2	9	1	
Palestine ****	0	0	0	0	0	0	0	0	0	0	0	0	0			
Qatar	0	0	0	0	0	0	0	0	0	0	0	0	0			
Saudi Arabia	0	0	0	0	0	0	0	0	0	0	0					
Somalia	0	0	0	45	0	0	0	0	0	0	0	0	4	35	6	
Sudan	0	0	0	0	0	0	0	0	0	0	0	0				
South Sudan	0	0	0	0	0	0	0		0	0	0	0				
Syria ****	0	0	0	0	0	0	0	0	0	0	0	0	0			
Tunisia	0	0	0	0	0	0	0	0	0	0	0	0	0	0		
U.A.E	0	0	0	0	0	0	0	0	0	0	0	0	0	0		
Yemen	0	0	0	0	0	0	0	0	0	0	0	0	0	0		
<b>Total EMR</b>	<b>278</b>	<b>95</b>	<b>40</b>	<b>66</b>	<b>11</b>	<b>15</b>	<b>14</b>	<b>7</b>	<b>2</b>	<b>3</b>	<b>3</b>	<b>2</b>	<b>6</b>	<b>44</b>	<b>8</b>	<b>0</b>

\*\*\*\* UNRWA cases are included with those of country of residence



## World Health Organization – Regional Office for Eastern Mediterranean

## AFP SURVEILLANCE

8-Jul-13

Week 27, ending 07 July 2013

Number 770

Table 3: Investigation of AFP cases with paralysis onset in 2012 &amp; 2013 up to Week (27/13)/ Ending on : (07/07/2013)

COUNTRY	2012											2013											Latest line List Date		
	AFP									Specimen	Wild isolates		AFP									Specimen		Wild isolates	
	Total AFP cases onset 2012	Case classification					Non polio AFP rate **	AFP cases pending classification > 90 days from onset of paralysis	AFP cases pending classification and lab > 90 days from onset of paralysis		% with *** adequate specimens	Wild P1 Poliovirus	Wild P3 Poliovirus	Total AFP cases onset 2013	Case classification					Annualized Non polio AFP rate **	AFP cases pending classification > 90 days from onset of paralysis			AFP cases pending classification and lab > 90 days from onset of paralysis	% with *** adequate specimens
		Total Confirmed Polio Cases *	Polio Compatible	Pending Classification	Discarded (non polio AFP)	VDPV				Total Confirmed Polio Cases *					Polio Compatible	Pending Classification	Discarded (non polio AFP)	VDPV							
Afghanistan	1829	37	7	0	1774	11	10.3	0	0	92.3	37	0	989	3	0	123	860	3	10.4	6	2	94.4	3	0	07/07/2013
Bahrain	19	0	0	0	19	0	7.0	0	0	94.7	0	0	4	0	0	1	3	0	2.9	0	0	75.0	0	0	07/07/2013
Djibouti	6	0	0	0	6	0	2.0	0	0	66.7	0	0	1	0	0	1	0	0	0.7	0	0	100.0	0	0	29/05/2013
Egypt	1022	0	0	0	1021	1	3.2	0	0	91.6	0	0	576	0	0	107	469	0	3.4	0	0	90.1	0	0	04/07/2013
Iran	689	0	0	0	687	2	3.5	0	0	92.5	0	0	331	0	0	95	235	1	3.6	0	0	95.8	0	0	06/07/2013
Iraq	467	0	0	0	467	0	3.2	0	0	89.7	0	0	222	0	0	41	181	0	3.0	9	3	84.2	0	0	05/07/2013
Jordan	34	0	0	0	34	0	1.4	0	0	85.3	0	0	15	0	0	6	9	0	1.2	2	0	93.3	0	0	20/06/2013
Kuwait	36	0	0	0	36	0	4.7	0	0	86.1	0	0	20	0	0	5	15	0	5.1	0	0	80.0	0	0	07/07/2013
Lebanon	24	0	0	0	24	0	2.0	0	0	50.0	0	0	7	0	0	1	6	0	1.4	0	0	85.7	0	0	16/06/2013
Libya	42	0	0	0	42	0	2.1	0	0	97.6	0	0	34	0	0	3	31	0	3.2	0	0	94.1	0	0	06/07/2013
Morocco	81	0	0	0	81	0	0.8	0	0	81.5	0	0	44	0	0	14	30	0	0.8	5	0	72.7	0	0	24/06/2013
Oman	31	0	0	0	31	0	3.9	0	0	100.0	0	0	11	0	0	2	9	0	2.7	0	0	100.0	0	0	01/07/2013
Pakistan	5037	58	6	0	4957	16	6.5	0	0	88.6	56#	3#	2018	18	0	222	1770	8	5.1	43	3	91.1	18	0	06/07/2013
Palestine	21	0	0	0	21	0	1.2	0	0	95.2	0	0	13	0	0	9	4	0	1.5	1	0	100.0	0	0	07/07/2013
Qatar	13	0	0	0	13	0	5.6	0	0	92.3	0	0	6	0	0	6	0	0	5.0	3	0	100.0	0	0	07/07/2013
Saudi Arabia	227	0	0	0	227	0	2.6	0	0	96.0	0	0	98	0	0	24	74	0	2.1	2	2	95.9	0	0	07/07/2013
Somalia	148	0	2	0	145	1	2.9	0	0	98.0	0	0	224	45	0	118	60	1	6.4	0	0	91.1	45	0	05/07/2013
Sudan	384	0	0	0	383	1	2.5	0	0	96.9	0	0	208	0	0	14	193	1	2.5	0	0	99.5	0	0	07/07/2013
South Sudan	326	0	0	2	323	1	4.0	2	1	94.2	0	0	177	0	0	41	136	0	4.0	4	0	94.4	0	0	05/07/2013
Syria	109	0	0	0	109	1	1.1	0	0	84.4	0	0	44	0	0	4	40	0	0.8	0	0	81.8	0	0	03/07/2013
Tunisia	61	0	0	0	61	0	2.4	0	0	78.7	0	0	19	0	0	1	18	0	1.4	1	0	89.5	0	0	05/07/2013
U.A.E	40	0	0	0	40	0	4.0	0	0	100.0	0	0	20	0	0	3	17	0	3.8	0	0	100.0	0	0	07/07/2013
Yemen	475	0	0	0	472	4	4.0	0	0	93.3	0	0	291	0	0	60	231	0	4.7	0	0	91.1	0	0	07/07/2013
EMR	11121	95	15	2	10973	38	4.5	2	1	90.5	93	3	5372	66	0	901	4391	14	4.2	76	10	92.0	66	0	
2011	11338	169	31	0	11129	10	4.6	0	0	90.9	137	32													

\* Confirmed polio cases refer to wild isolation from AFP cases or from contacts of negative index AFP cases

\*\* Non-polio AFP per 100,000 children &lt;15 years

\*\*\* Adequate here refers to two stool specimens collected at least 24 hours apart, within 14 days of paralysis onset

\*\*\*\* AFP cases co infected with P1 and P3 are counted separately as wild isolates

# In 2012, 1 AFP case in Pakistan had co-infection P1 &amp; P3 from 2 contacts P1 &amp; P3

## In 2012, 3 AFP case in Afghanistan and 2 cases in Pakistan were identified as VDPVs by contacts



## World Health Organization – Regional Office for Eastern Mediterranean

## AFP SURVEILLANCE

Week 27, ending 07 July 2013

8-Jul-13

Number 770

Table 4: Investigation of contacts of AFP cases with paralysis onset in 2013 up to Week (27/13)/ Ending on : (07/07/2013)

Country	No. of AFP cases	No. of eligible AFP cases for contact sampling*	% of eligible AFP cases with contact samplings	% of eligible AFP cases with 3+ contacts	Total number of Contacts**	% of contacts under 5 years	% of contacts with specimens collected within 7 days of notification of index	% Contact specimens in lab within 3 days of collection	% Contact specimens positive for NPEV	% Contact specimens positive for Sabin like virus	No. of contacts positive for wild virus	% of wild polio virus isolation from contacts	No. of Contacts positive for VDPVs	No. of -ve index AFP cases identified positive by contact	No. of district identified infected from contacts
Afghanistan	989	55	78.2	76.4	860	95.1	37.3	19.0	17.3	7.3	0	0.0	4	0	0
Bahrain	4	1	0.0	0.0	0						0			0	0
Djibouti	1	0			0						0			0	0
Egypt	576	65	60.0	60.0	208	75.5	66.8	97.8	13.8	3.3	0	0.0		0	0
Iran	331	14	100.0	100.0	60	55.0	50.0	68.3	5.0	1.7	0	0.0		0	0
Iraq	222	35	65.7	54.3	92	69.6	9.8	78.8	11.3	0.0	0	0.0		0	0
Jordan	15	1	0.0	0.0	0						0			0	0
Kuwait	20	4	50.0	50.0	41	41.5	73.2	100.0	12.2	0.0	0	0.0		0	0
Lebanon	7	1	0.0	0.0	0						0			0	0
Libya	34	2	0.0	0.0	0						0			0	0
Morocco	44	12	8.3	8.3	5	80.0	0.0	100.0	20.0	40.0	0	0.0		0	0
Oman	11	0			4	75.0	0.0	100.0	0.0	25.0	0	0.0		0	0
Pakistan	2018	179	74.9	72.6	515	87.4	61.0	70.5	23.8	7.4	0	0.0		0	0
Palestine	13	0			0						0			0	0
Qatar	6	0			0						0			0	0
Saudi Arabia	98	4	25.0	25.0	3	0.0	100.0				0			0	0
Somalia	224	20	75.0	75.0	916	86.0	93.7	35.4	13.5	2.4	104	31.2	1	12	5
Sudan	208	1	100.0	100.0	131	82.4	61.1	45.0	10.0	3.0	0	0.0	1	0	0
South Sudan	177	10	80.0	70.0	493	83.6	93.7	1.9	23.3	3.8	0	0.0		0	0
Syria	44	8	37.5	12.5	9	11.1	22.2	100.0	11.1	0.0	0	0.0		0	0
Tunisia	19	2	0.0	0.0	0						0			0	0
U.A.E.	20	0			0						0			0	0
Yemen	291	26	61.5	38.5	368	63.3	69.8	10.2	16.1	1.0	0	0.0		0	0
<b>Grand Total 2013</b>	<b>5372</b>	<b>440</b>	<b>68.2</b>	<b>64.1</b>	<b>3705</b>	<b>83.3</b>	<b>67.6</b>	<b>38.1</b>	<b>17.6</b>	<b>4.9</b>	<b>104</b>	<b>3.9</b>	<b>6</b>	<b>12</b>	<b>5</b>
<b>Grand Total 2012</b>	<b>11121</b>	<b>1062</b>	<b>82.6</b>	<b>78.6</b>	<b>5681</b>	<b>83.7</b>	<b>71.0</b>	<b>45.2</b>	<b>18.8</b>	<b>3.3</b>	<b>10</b>	<b>0.2</b>	<b>11</b>	<b>7</b>	<b>4</b>

\* Eligible refers to AFP cases with inadequate stool specimens

\*\* Total number of contacts from eligible AFP cases and from other AFP cases as per with country criteria for contact sampling

Last wild contacts in EMR, 01/01/2012- 07/07/2013

Year	Country	Data Count of wild contacts	Date of Most Recent stool collection
2012	Afghanistan	3	10/11/2012
	Pakistan	7	08/10/2012
<b>2012 Total</b>		<b>10</b>	<b>10/11/2012</b>
2013	SOM	104	11/06/2013
<b>2013 Total</b>		<b>104</b>	<b>11/06/2013</b>

Number and distribution by district of -ve index AFP cases identified wild positive by contact in EMR, 2013

COUNTRY	PROVINCE	DISTRICT	Count	First case	Last case
SOM	BANADIR	ABDUL AZIZ	1	19/05/2013	19/05/2013
		DHARKENLEY	2	04/05/2013	30/05/2013
		DAYNILE	1	13/05/2013	13/05/2013
		HODAN	2	17/04/2013	21/05/2013
		HAMAR JABJAB	2	27/04/2013	08/06/2013
		MEDINA	1	28/05/2013	28/05/2013
		WABERI	1	25/05/2013	25/05/2013
	BAY	BURHAKABA	1	26/04/2013	26/04/2013
	LOWER SHABELLE	BRAVA	1	17/05/2013	17/05/2013
<b>SOM Total</b>			<b>12</b>	<b>17/04/2013</b>	<b>08/06/2013</b>
<b>Grand Total</b>			<b>12</b>	<b>17/04/2013</b>	<b>08/06/2013</b>



AFP SURVEILLANCE

8-Jul-13

Week 27, ending 07 July 2013

Number 770

Table 5: Laboratory investigation of AFP cases with paralysis onset in 2013 up to Week (27/13)/ Ending on : (07/07/2013)

Country	Polio laboratories	AFP cases with specimens	Preliminary virus isolation results of AFP cases						Poliovirus intratypic differentiation results #										Indicators				Latest report Date				
			Referred for ITD		NPEV only	Negative	Pending		Type 1			Type 2			Type 3			Discordant pending sequence	NPEV by PCR	Non-EV	Pending ITD	% specimens positive for NPEV*		% AFP cases with culture results within 14 days	% AFP cases with ITD results within 7 days	% AFP cases with ITD results within 45 days of onset**	
			L20B+	L20B+/NPEV			received < / = 14 days	received > 14 days ago	Wild	Sabin	VDPV	Wild	Sabin	VDPV	Wild	Sabin	VDPV										
Afghanistan	RRL Pakistan	949	63	7	144	676	59		3	37			19	3		29							14%	100%	100%	98%	05/07/2013
Bahrain	PNL Oman	4				4																	0%	100%		75%	04/07/2013
Djibouti	NPL Kenya	1						1																			29/05/2013
Egypt***	RRL Egypt	557	12	4	48	450	25	18	7						4			3	4				9%	98%	94%	99%	07/07/2013
Iran	NPL Iran	314	8		3	297			6	2		1	1		2				2				2%	99%	100%	99%	23/06/2013
Iraq	NPL Iraq, RRL Egypt	219	4		19	116	12	68	8			2	2		10			3					11%	99%	100%	100%	06/07/2013
Jordan	NPL Jordan, RRL Tunisia	16				15	1																5%	100%			04/07/2013
Kuwait	RRL Kuwait	17			1	16																	8%	88%		100%	13/06/2013
Lebanon	RRL Egypt	9				9																	0%	100%		89%	07/07/2013
Libya	RRL Tunisia	33			3	25	2	3															9%	96%		100%	05/07/2013
Morocco	NPL Morocco, RRL Tunisia	42			5	33	3																12%	89%	0%	93%	07/07/2013
Oman	NPL Oman	11			1	8		2															27%	100%		100%	04/07/2013
Pakistan	RRL Pakistan	2130	112	8	340	1501	168	1	18	41			21	8		42			4	1			16%	100%	96%	98%	05/07/2013
Palestine & UNRWA		13			2	6	2	3															25%	0%		88%	07/07/2013
Qatar	NPL Oman	6			1	5																	17%	100%		100%	04/07/2013
Saudi Arabia	NPL Saudi Arabia, NPL Oman	112	1			94	8	9							1								0%	100%	100%	0%	02/07/2013
Somalia	NPL Kenya	223	38		15	45	30	95	33	3			2		1								15%	5%		99%	05/07/2013
Sudan	NPL Sudan, RRL Egypt	209	5		23	168	13						3		5								10%	99%	100%	100%	07/07/2013
South Sudan	NPL Kenya	177	4		43	94		36	2						2								30%	0%		87%	05/07/2013
Syria	NPL Syria, RRL Tunisia	37			1	31		5					1										3%	96%	100%	100%	03/07/2013
Tunisia	RRL Tunisia	18				18																	0%	100%		100%	05/07/2013
U.A.E	NPL Oman	17	1			15	1			1					1								0%	100%	100%	100%	07/07/2013
Yemen	RRL Egypt	266	15		26	199	9	17		3			1		8					3	1		12%	92%	100%	95%	07/07/2013
<b>Total EMR 2013</b>		5380	263	19	675	3825	333	264	54	104			50	14		105			3	7	10	1	13%	94%	97%	98%	
<b>Total EMR 2012</b>		11003	574	60	1997	8364		6	86	210			114	30	2	242	4		5	24	14		16%	94%	99%	97%	

\* Specimens from all sources including non-AFP cases, excluding environmental samples

\*\* This indicator reflects surveillance and laboratory activities

\*\*\* Environmental surveillance initiated in Egypt in September 2000.

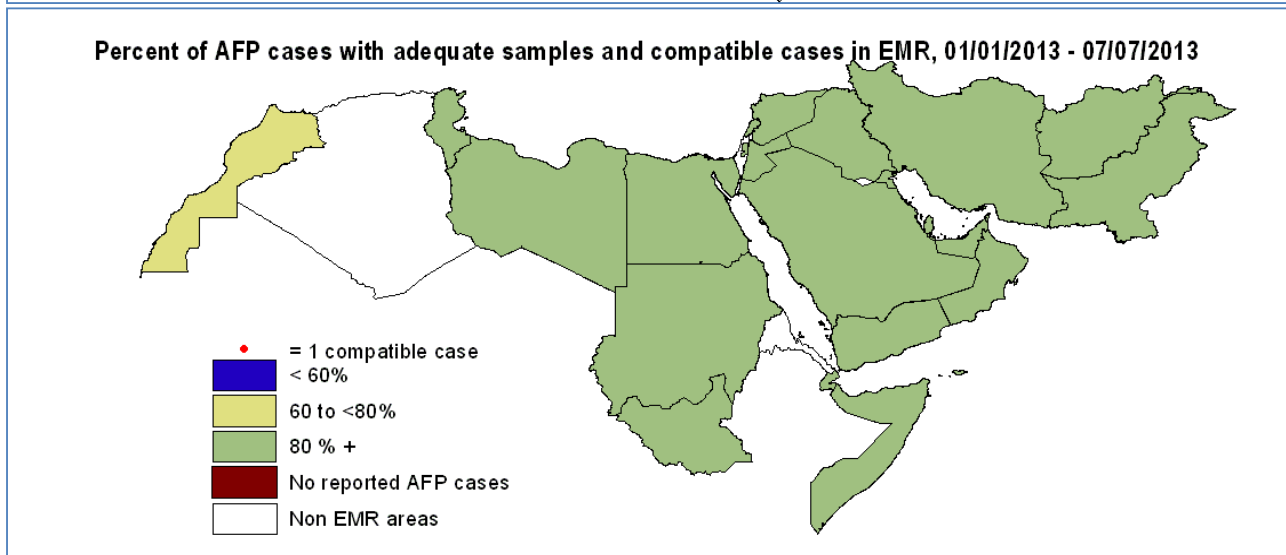
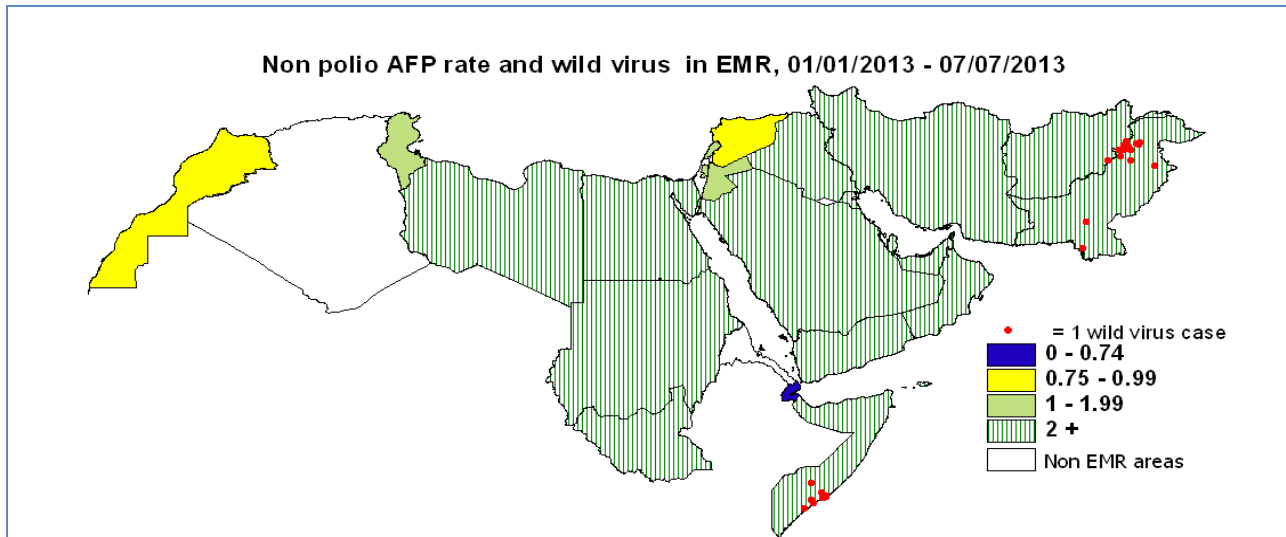
Result	2010	2011	2012	2013
Negative	416	448	404	215
Pending				27
Wild				2
VDPVP2				4
VDPVP1				1
<b>Total</b>	<b>416</b>	<b>448</b>	<b>411</b>	<b>242</b>

YEAR	Province	Site	Count	First date	Last Date	
2012	Wild	CAIRO	AL HAGGANA 2	1	06/12/2012	06/12/2012
		CAIRO	EL SALAM	1	02/12/2012	02/12/2012
	Wild Total			2	02/12/2012	06/12/2012
	VDPVP2	CAIRO	AL HAGGANA 2	2	29/03/2012	30/05/2012
		GIZA	MOHEET	1	27/09/2012	27/09/2012
		ISMALIA	ISMALIA	1	25/11/2012	25/11/2012
	VDPVP2 Total			4	29/03/2012	25/11/2012
	VDPVP1	ALEXANDRIA	G HARAB	1	10/04/2012	10/04/2012
	VDPVP1 Total			1	10/04/2012	10/04/2012

\*\*\*\*Environmental surveillance initiated in Pakistan in August 2009.

Status	2009	2010	2011	2012	2013
Negative	27	77	68	150	122
pending					16
Wild	18	79	136	89	21
<b>Grand Total</b>	<b>45</b>	<b>156</b>	<b>204</b>	<b>239</b>	<b>159</b>

Year	SITEDIST	SITENAME	Count	Wild	First date	Last date
2013	KHI.GADAP TOWN	COMPOSITE SAMPLE	2		11/04/2013	20/05/2013
		SOHRAB GOTH	2		29/01/2013	27/04/2013
	PESHAWAR	LARA MA	3		24/01/2013	26/03/2013
		SHAHEEN TOWN	6		11/01/2013	10/06/2013
	RAWALPINDI	SAFDAR ABAD	1		25/03/2013	25/03/2013
	QUETTA	SUR PUL	1		20/02/2013	20/02/2013
	HYDERABAD	TULSIDAS PUMPING STATION	5		10/01/2013	10/06/2013
FAISALABAD	FAISALABAD COMPOSITE SITE	1		03/01/2013	03/01/2013	
<b>2013 Total</b>			<b>21</b>		<b>03/01/2013</b>	<b>10/06/2013</b>



**Wild polio cases by country and date of onset of paralysis in EMR, 2012-2013**

Year	COUNTRY	P1			P3			P1P3			Total Count	Total First Case	Total Last Case
		Count	First Case	Last Case	Count	First Case	Last Case	Count	First Case	Last Case			
2012	AFG	37	01/01/2012	20/12/2012							37	01/01/2012	20/12/2012
	PAK	55	01/01/2012	30/11/2012	2	19/02/2012	18/04/2012	1	04/01/2012	04/01/2012	58	01/01/2012	30/11/2012
<b>2012 Total</b>		<b>92</b>	<b>01/01/2012</b>	<b>20/12/2012</b>	<b>2</b>	<b>19/02/2012</b>	<b>18/04/2012</b>	<b>1</b>	<b>04/01/2012</b>	<b>04/01/2012</b>		<b>01/01/2012</b>	<b>20/12/2012</b>
2013	AFG	3	31/01/2013	06/06/2013							3	31/01/2013	06/06/2013
	PAK	18	14/01/2013	06/06/2013							18	14/01/2013	06/06/2013
	SOM	45	17/04/2013	08/06/2013							45	17/04/2013	08/06/2013
<b>2013 Total</b>		<b>66</b>	<b>14/01/2013</b>	<b>08/06/2013</b>								<b>14/01/2013</b>	<b>08/06/2013</b>



World Health Organization – Regional Office for Eastern Mediterranean

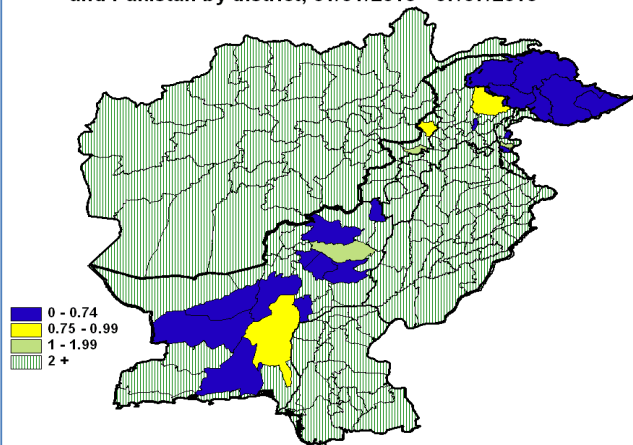
AFP SURVEILLANCE

Week 27, ending 07 July 2013

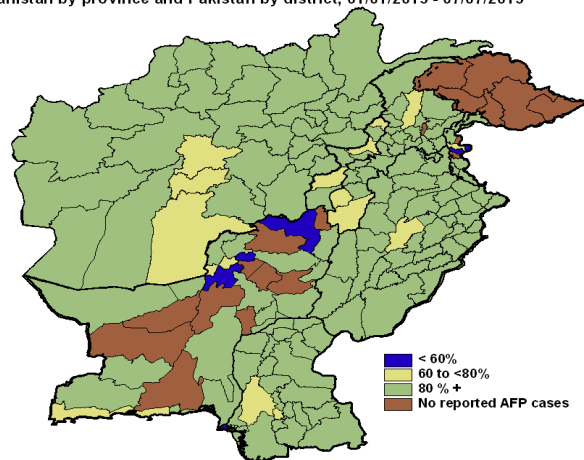
8-Jul-13

Number 770

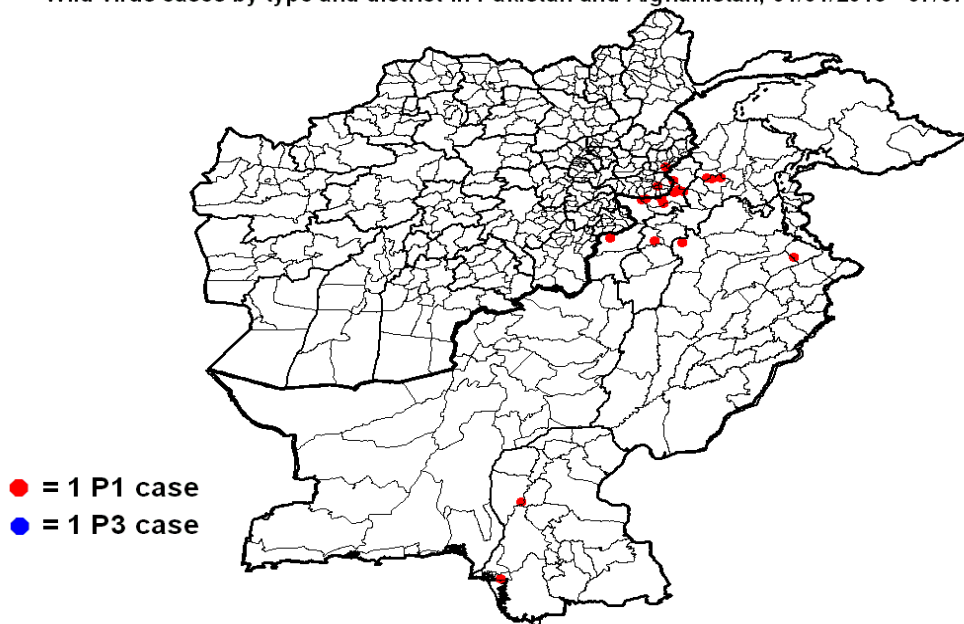
Non polio AFP rate in Afghanistan by province and Pakistan by district, 01/01/2013 - 07/07/2013



Percent of AFP cases with adequate samples in Afghanistan by province and Pakistan by district, 01/01/2013 - 07/07/2013



Wild virus cases by type and district in Pakistan and Afghanistan, 01/01/2013 - 07/07/2013



Wild polio cases by district and date of onset of paralysis in Pakistan, 2013

PROVINCE	DISTRICT	P1		
		Count	First case	Last case
PUNJAB	MBDIN	1	26/05/2013	26/05/2013
	MIANWALI	1	07/02/2013	07/02/2013
SINDH	DADU	1	22/03/2013	22/03/2013
	KHIBINQASIM	1	14/01/2013	14/01/2013
KHYBER PAKHTOON	MALAKAND	1	08/02/2013	08/02/2013
	MARDAN	2	12/02/2013	22/04/2013
	BANNU	1	26/01/2013	26/01/2013
FATA	KHYBER	7	24/04/2013	06/06/2013
	WAZIR-N	1	24/05/2013	24/05/2013
	FR BANNU	2	03/05/2013	19/05/2013
Grand Total		18	14/01/2013	06/06/2013

Wild polio cases by district and date of onset of paralysis in Afghanistan, 2013

PROVINCE	DISTRICT	P1		
		Count	First case	Last case
NANGARHAR	SHINWAR	1	06/06/2013	06/06/2013
	LALPUR	1	31/01/2013	31/01/2013
KUNAR	KHASKUNAR	1	28/03/2013	28/03/2013
Grand Total		3	31/01/2013	06/06/2013



World Health Organization – Regional Office for Eastern Mediterranean

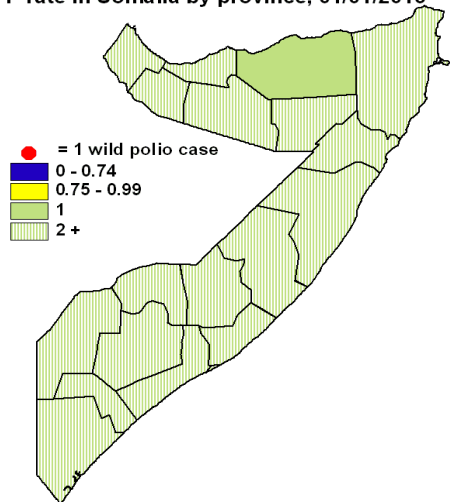
AFP SURVEILLANCE

Week 27, ending 07 July 2013

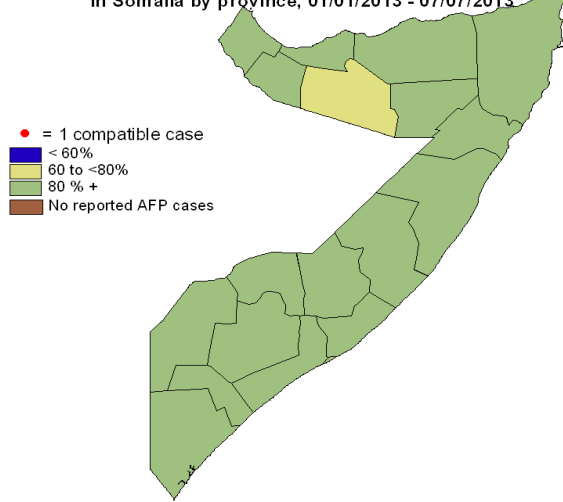
8-Jul-13

Number 770

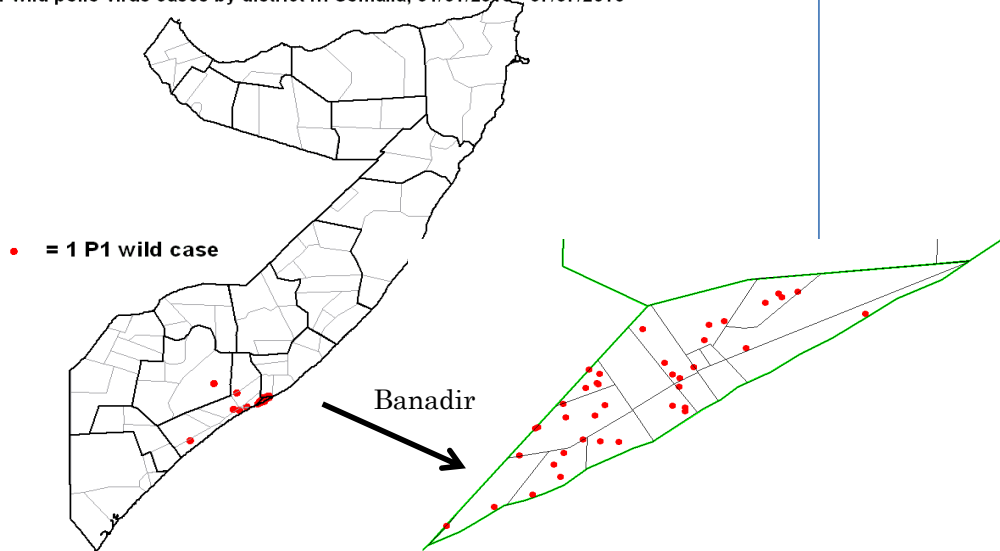
Non polio AFP rate in Somalia by province, 01/01/2013 - 07/07/2013



Percent of AFP cases with adequate samples and compatible cases in Somalia by province, 01/01/2013 - 07/07/2013



P1 wild polio virus cases by district in Somalia, 01/01/2013 - 07/07/2013



Wild polio cases by district and date of onset of paralysis in Somalia, 2013

PROVINCE	DISTRICT	P1			
		Count	First case	Last case	
BANADIR	ABDUL AZIZ	1	19/05/2013	19/05/2013	
	DHARKENLEY	2	04/05/2013	30/05/2013	
	DAYNILE	5	09/05/2013	28/05/2013	
	HELIWA	4	05/05/2013	20/05/2013	
	HODAN	8	17/04/2013	07/06/2013	
	HAMAR JABJAB	3	18/04/2013	08/06/2013	
	HAMARWEYNE	1	21/05/2013	21/05/2013	
	KARAN	1	26/05/2013	26/05/2013	
	MEDINA	4	12/05/2013	28/05/2013	
	WABERI	2	20/05/2013	25/05/2013	
	WARDIGLEY	5	13/05/2013	08/06/2013	
	YAQSHID	3	21/05/2013	03/06/2013	
	BAY	BURHAKABA	1	26/04/2013	26/04/2013
LOWER SHABELLE	AFGOI	1	12/05/2013	12/05/2013	
	BRAVA	1	17/05/2013	17/05/2013	
	MARKA	2	30/05/2013	30/05/2013	
	QORYOLEY	1	23/05/2013	23/05/2013	
Grand Total		45	17/04/2013	08/06/2013	



**Circulating VDPV cases and date of onset of paralysis in EMR countries  
by districts , 2012-2013**

Year	COUNTRY	PROVINCE	DISTRICT	cVDP2			cVDP3			
				Count	First Case	Last Case	Count	First Case	Last Case	
2012	AFG	KANDAHAR	MAYWAND	1	17/10/2012	17/10/2012				
			PANJWAYI	2	30/10/2012	20/12/2012				
			SPINBOLDAK	1	05/11/2012	05/11/2012				
		HILMAND	KAJAKI	1	02/12/2012	02/12/2012				
			WASHER	1	20/12/2012	20/12/2012				
			NAD-E-ALI	3	03/12/2012	21/12/2012				
			NAHR-E-SARAJ	1	15/11/2012	15/11/2012				
			NAWZAD	1	24/12/2012	24/12/2012				
		AFG Total				11	17/10/2012	24/12/2012		
	PAK	BALOCHISTAN	KABDULAH	15	30/08/2012	14/12/2012				
			SINDH	1	08/12/2012	08/12/2012				
	PAK Total				16	30/08/2012	14/12/2012			
	SOM	LOWER JUBA	KISMAYO	1	23/07/2012	23/07/2012				
	SOM Total				1	23/07/2012	23/07/2012			
YEM	HAJJAH	HARAD				1	24/08/2012	24/08/2012		
	ALHUDAIDAH	ALZUHRA				1	27/04/2012	27/04/2012		
YEM Total							2	27/04/2012	24/08/2012	
2012 Total				28	23/07/2012	24/12/2012	2	27/04/2012	24/08/2012	
2013	AFG	KANDAHAR	SHAHWALIKOT	1	13/03/2013	13/03/2013				
			HILMAND	2	22/01/2013	20/02/2013				
	AFG Total				3	22/01/2013	13/03/2013			
	PAK	BALOCHISTAN	JAFARABAD	1	11/01/2013	11/01/2013				
			SINDH	3	21/02/2013	08/05/2013				
			FATA	4	10/04/2013	15/06/2013				
	PAK Total				8	11/01/2013	15/06/2013			
	SOM	LOWER SHABELLE	AFGOI	1	09/01/2013	09/01/2013				
SOM Total				1	09/01/2013	09/01/2013				
2013 Total				12	09/01/2013	15/06/2013				

## In 2012, 3 AFP case in Afghanistan and 2 cases in Pakistan were identified as VDPVs by contacts  
In 2013, 1 AFP case in Somalia was identified as VDPV by contact