



World Health Organization – Regional Office for Eastern Mediterranean

AFP SURVEILLANCE

Week 26, ending 30 June 2013

1-Jul-13

Number 769

Table 1: Acute Flaccid Paralysis (AFP) cases by week of onset

Country	Reported AFP cases by week of onset - Week (26/13)/ Ending on : (30/06/2013)														
	Total AFP 2011	Total AFP 2012	Total AFP to date, 2013	W 15 14 Apr 13	W 16 21 Apr 13	W 17 28 Apr 13	W 18 05 May 13	W 19 12 May 13	W 20 19 May 13	W 21 26 May 13	W 22 02 Jun 13	W 23 09 Jun 13	W 24 16 Jun 13	W 25 23 Jun 13	W 26 30 Jun 13
Afghanistan	1831	1829	945	34	38	19	39	35	37	33	36	41	37	24	5
Bahrain	10	19	4	0	0	0	1	0	0	0	0	0	0		
Djibouti	6	6	1	0	0	0	0	0	1	0					
Egypt	1023	1022	558	29	32	22	17	28	20	29	19	15	23	23	3
Iran	603	689	321	11	13	16	21	16	13	17	16	5	5	3	
Iraq	530	467	215	9	6	9	9	10	15	13	3	7	4	3	
Jordan ****	30	34	15	0	1	0	0	0	1	1	0	1			
Kuwait	38	36	17	1	0	1	0	1	1	0	0	0	1	1	0
Lebanon ****	22	24	7	0	0	0	0	0	1	0	0	0	0		
Libya	35	42	31	3	2	0	3	1	0	1	1	0	0	0	
Morocco	76	81	44	1	1	3	1	3	2	2	1	1	0	0	
Oman	39	31	11	1	0	0	0	0	0	0	0	0	1	1	
Pakistan	5762	5037	1932	72	93	75	92	82	96	85	92	91	64	26	
Palestine ****	17	21	12	0	0	0	0	3	2	0	0	0	1	1	
Qatar	6	13	5	0	0	0	0	0	0	0	1	1	0	0	
Saudi Arabia	213	227	96	3	3	1	1	4	1	5	1	2	1	0	
Somalia	172	148	210	2	8	8	8	11	13	18	23	34	33	11	
Sudan	362	384	201	14	1	1	15	11	7	6	11	12	8	6	0
South Sudan	341	326	168	8	10	6	10	7	7	7	7	0	0	0	
Syria ****	168	109	44	0	3	2	2	2	0	1	0	0	1	0	
Tunisia	47	61	18	0	0	2	0	0	2	1	0	0	0	0	
U.A.E	25	40	18	1	0	0	0	0	1	1	1	0	0	0	
Yemen	386	475	280	10	11	11	7	14	14	15	11	14	11	10	2
Total EMR	11742	11121	5153	199	222	176	226	228	234	235	223	224	190	109	10

No data = No report received

Table 2: Confirmed polio cases by month of onset

Country	Total year 2011	Total year 2012	30/06		Confirmed polio cases by month of onset											
			2012	2013	July 2012	August 2012	September 2012	October 2012	November 2012	December 2012	January 2013	February 2013	March 2013	April 2013	May 2013	June 2013
Afghanistan	80	37	13	3	4	2	7	6	3	2	1	0	1			1
Bahrain	0	0	0	0	0	0	0	0	0	0	0	0	0	0	0	
Djibouti	0	0	0	0	0	0	0	0	0	0	0	0	0	0	0	
Egypt	0	0	0	0	0	0	0	0	0	0	0	0	0	0	0	
Iran	0	0	0	0	0	0	0	0	0	0	0	0	0	0	0	
Iraq	0	0	0	0	0	0	0	0	0	0	0	0	0	0	0	
Jordan ****	0	0	0	0	0	0	0	0	0	0	0	0	0	0	0	
Kuwait	0	0	0	0	0	0	0	0	0	0	0	0	0	0	0	
Lebanon ****	0	0	0	0	0	0	0	0	0	0	0	0	0	0	0	
Libya	0	0	0	0	0	0	0	0	0	0	0	0	0	0	0	
Morocco	0	0	0	0	0	0	0	0	0	0	0	0	0	0	0	
Oman	0	0	0	0	0	0	0	0	0	0	0	0	0	0	0	
Pakistan	198	58	24	18	5	9	8	8	4	0	2	3	1	2	9	1
Palestine ****	0	0	0	0	0	0	0	0	0	0	0	0	0	0	0	
Qatar	0	0	0	0	0	0	0	0	0	0	0	0	0	0	0	
Saudi Arabia	0	0	0	0	0	0	0	0	0	0	0	0	0	0	0	
Somalia	0	0	0	41	0	0	0	0	0	0	0	0	0	4	35	2
Sudan	0	0	0	0	0	0	0	0	0	0	0	0	0	0	0	
South Sudan	0	0	0	0	0	0	0	0	0	0	0	0	0	0	0	
Syria ****	0	0	0	0	0	0	0	0	0	0	0	0	0	0	0	
Tunisia	0	0	0	0	0	0	0	0	0	0	0	0	0	0	0	
U.A.E	0	0	0	0	0	0	0	0	0	0	0	0	0	0	0	
Yemen	0	0	0	0	0	0	0	0	0	0	0	0	0	0	0	
Total EMR	278	95	37	62	9	11	15	14	7	2	3	3	2	6	44	4

**** UNRWA cases are included with those of country of residence



Table 3: Investigation of AFP cases with paralysis onset in 2012 & 2013 up to Week (26/13)/ Ending on : (30/06/2013)

COUNTRY	2012											2013											Latest line List Date		
	Total AFP cases onset 2012	AFP					Specimen % with *** adequate specimens	Wild isolates ****		Total AFP cases onset 2013	AFP					Specimen % with *** adequate specimens	Wild isolates ****								
		Case classification						Wild P1 Poliovirus	Wild P3 Poliovirus		Case classification						Wild P1 Poliovirus	Wild P3 Poliovirus							
		Total Confirmed Cases *	Polio Compatible	Pending Classification	Discarded (non polio AFP)	VDPV					Non polio AFP rate **	AFP cases pending classification > 90 days from onset of paralysis	AFP cases pending classification and lab > 90 days from onset of paralysis	Total Confirmed Cases *	Polio Compatible				Pending Classification	Discarded (non polio AFP)	VDPV	Annualized Non polio AFP rate **		AFP cases pending classification > 90 days from onset of paralysis	AFP cases pending classification and lab > 90 days from onset of paralysis
Afghanistan	1829	37	7	0	1774	11	10.3	0	0	92.3	37	0	945	3	0	126	813	3	10.3	4	2	94.5	3	0	30/06/2013
Bahrain	19	0	0	0	19	0	7.0	0	0	94.7	0	0	4	0	0	1	3	0	3.0	0	0	75.0	0	0	17/06/2013
Djibouti	6	0	0	0	6	0	2.0	0	0	66.7	0	0	1	0	0	1	0	0	0.7	0	0	100.0	0	0	29/05/2013
Egypt	1022	0	0	0	1021	1	3.2	0	0	91.6	0	0	558	0	0	90	468	0	3.4	0	0	91.0	0	0	27/06/2013
Iran	689	0	0	0	687	2	3.5	0	0	92.5	0	0	321	0	0	92	228	1	3.7	0	0	95.6	0	0	29/06/2013
Iraq	467	0	0	0	467	0	3.2	0	0	89.7	0	0	215	0	0	52	163	0	3.0	10	2	84.2	0	0	28/06/2013
Jordan	34	0	0	0	34	0	1.4	0	0	85.3	0	0	15	0	0	6	9	0	1.2	1	0	93.3	0	0	20/06/2013
Kuwait	36	0	0	0	36	0	4.7	0	0	86.1	0	0	17	0	0	2	15	0	4.5	0	0	88.2	0	0	30/06/2013
Lebanon	24	0	0	0	24	0	2.0	0	0	50.0	0	0	7	0	0	1	6	0	1.4	0	0	85.7	0	0	16/06/2013
Libya	42	0	0	0	42	0	2.1	0	0	97.6	0	0	31	0	0	3	28	0	3.1	0	0	93.5	0	0	29/06/2013
Morocco	81	0	0	0	81	0	0.8	0	0	81.5	0	0	44	0	0	14	30	0	0.8	4	0	72.7	0	0	24/06/2013
Oman	31	0	0	0	31	0	3.9	0	0	100.0	0	0	11	0	0	2	9	0	2.8	0	0	100.0	0	0	24/06/2013
Pakistan	5037	58	6	0	4957	16	6.5	0	0	88.6	56#	3#	1932	18	0	235	1672	7	5.0	37	3	91.1	18	0	29/06/2013
Palestine	21	0	0	0	21	0	1.2	0	0	95.2	0	0	12	0	0	8	4	0	1.4	1	0	100.0	0	0	26/06/2013
Qatar	13	0	0	0	13	0	5.6	0	0	92.3	0	0	5	0	0	5	0	0	4.3	3	0	100.0	0	0	24/06/2013
Saudi Arabia	227	0	0	0	227	0	2.6	0	0	96.0	0	0	96	0	0	27	69	0	2.2	3	3	95.8	0	0	26/06/2013
Somalia	148	0	2	0	145	1	2.9	0	0	98.0	0	0	210	41	0	108	60	1	6.3	0	0	91.0	41	0	28/06/2013
Sudan	384	0	0	0	383	1	2.5	0	0	96.9	0	0	201	0	0	18	182	1	2.5	0	0	99.5	0	0	01/07/2013
South Sudan	326	0	0	2	323	1	4.0	2	1	94.2	0	0	168	0	0	37	131	0	4.0	4	0	94.0	0	0	28/06/2013
Syria	109	0	0	0	109	1	1.1	0	0	84.4	0	0	44	0	0	4	40	0	0.9	0	0	81.8	0	0	26/06/2013
Tunisia	61	0	0	0	61	0	2.4	0	0	78.7	0	0	18	0	0	4	14	0	1.4	1	0	88.9	0	0	28/06/2013
U.A.E	40	0	0	0	40	0	4.0	0	0	100.0	0	0	18	0	0	2	16	0	3.6	0	0	100.0	0	0	23/06/2013
Yemen	475	0	0	0	472	4	4.0	0	0	93.3	0	0	280	0	0	49	231	0	4.7	0	0	91.4	0	0	30/06/2013
EMR	11121	95	15	2	10973	38	4.5	2	1	90.5	93	3	5153	62	0	887	4191	13	4.2	68	10	92.1	62	0	
2011	11338	169	31	0	11129	10	4.6	0	0	90.9	137	32													

* Confirmed polio cases refer to wild isolation from AFP cases or from contacts of negative index AFP cases

** Non-polio AFP per 100,000 children <15 years

*** Adequate here refers to two stool specimens collected at least 24 hours apart, within 14 days of paralysis onset

**** AFP cases co infected with P1 and P3 are counted separately as wild isolates

In 2012, 1 AFP case in Pakistan had co-infection P1 & P3 from 2 contacts P1 & P3

In 2012, 3 AFP case in Afghanistan and 2 cases in Pakistan were identified as VDPVs by contacts



Table 4: Investigation of contacts of AFP cases with paralysis onset in 2013 up to Week (26/13)/ Ending on : (30/06/2013)

Country	No. of AFP cases	No. of eligible AFP cases for contact sampling*	% of eligible AFP cases with contact samplings	% of eligible AFP cases with 3+ contacts	Total number of Contacts* *	% of contacts under 5 years	% of contacts with specimens collected within 7 days of notification of index	% Contact specimens in lab within 3 days of collection	% Contact specimens positive for NPEV	% Contact specimens positive for Sabin like virus	No. of contacts positive for wild virus	% of wild polio virus isolation from contacts	No. of Contacts positive for VDPVs	No. of -ve index AFP cases identified positive by contact	No. of district identified infected from contacts
Afghanistan	945	52	80.8	78.8	407	94.8	77.6	19.0	17.4	7.6	0	0.0		0	0
Bahrain	4	1	0.0	0.0	0						0			0	0
Djibouti	1	0			0						0			0	0
Egypt	558	58	67.2	67.2	205	75.1	66.3	97.8	13.8	3.3	0	0.0		0	0
Iran	321	14	100.0	100.0	60	55.0	50.0	68.3	5.0	1.7	0	0.0		0	0
Iraq	215	34	61.8	50.0	83	68.7	10.8	75.8	11.3	0.0	0	0.0		0	0
Jordan	15	1	0.0	0.0	0						0			0	0
Kuwait	17	2	100.0	100.0	38	39.5	78.9	100.0	10.8	0.0	0	0.0		0	0
Lebanon	7	1	0.0	0.0	0						0			0	0
Libya	31	2	0.0	0.0	0						0			0	0
Morocco	44	12	8.3	8.3	5	80.0	0.0	100.0	20.0	40.0	0	0.0		0	0
Oman	11	0			4	75.0	0.0	100.0	0.0	25.0	0	0.0		0	0
Pakistan	1932	172	75.0	72.7	482	87.8	64.5	69.3	23.3	8.1	0	0.0		0	0
Palestine	12	0			0						0			0	0
Qatar	5	0			0						0			0	0
Saudi Arabia	96	4	25.0	25.0	3	0.0	100.0				0			0	0
Somalia	210	19	73.7	73.7	797	87.1	93.7	34.4	13.6	2.5	91	28.7	1	11	5
Sudan	201	1	100.0	100.0	125	82.4	61.6	44.7	10.6	3.2	0	0.0	1	0	0
South Sudan	168	10	80.0	70.0	472	82.8	93.4	1.7	23.9	3.9	0	0.0		0	0
Syria	44	8	37.5	12.5	9	11.1	22.2	100.0	11.1	0.0	0	0.0		0	0
Tunisia	18	2	0.0	0.0	0						0			0	0
U.A.E.	18	0			0						0			0	0
Yemen	280	24	70.8	41.7	358	63.4	69.6	10.2	16.1	1.0	0	0.0		0	0
Grand Total 2013	5153	417	70.0	65.5	3048	81.7	77.1	40.6	17.7	4.7	91	4.3	2	11	5
Grand Total 2012	11121	1062	82.6	78.6	5684	83.7	70.9	45.0	18.7	3.3	10	0.2	11	7	4

* Eligible refers to AFP cases with inadequate stool specimens

** Total number of contacts from eligible AFP cases and from other AFP cases as per with country criteria for contact sampling

Last wild contacts in EMR, 01/01/2012- 30/06/2013

Year	Country	Data	Date of Most Recent stool collection
		Count of wild contacts	
2012	Afghanistan	3	10/11/2012
	Pakistan	7	08/10/2012
2012 Total		10	10/11/2012
2013	SOM	91	04/06/2013
2013 Total		91	04/06/2013

Number and distribution by district of -ve index AFP cases identified wild positive by contact in EMR, 2013

COUNTRY	PROVINCE	DISTRICT	Count	First case	Last case
SOM	BANADIR	ABDUL AZIZ	1	19/05/2013	19/05/2013
		DHARKENLEY	2	04/05/2013	30/05/2013
		DAYNILE	1	13/05/2013	13/05/2013
		HODAN	2	17/04/2013	21/05/2013
		HAMAR JABJAB	1	27/04/2013	27/04/2013
		MEDINA	1	28/05/2013	28/05/2013
		WABERI	1	25/05/2013	25/05/2013
	BAY	BURHAKABA	1	26/04/2013	26/04/2013
	LOWER SHABELLE	BRAVA	1	17/05/2013	17/05/2013
SOM Total			11	17/04/2013	30/05/2013
Grand Total			11	17/04/2013	30/05/2013



AFP SURVEILLANCE

1-Jul-13

Week 26, ending 30 June 2013

Number 769

Table 5: Laboratory investigation of AFP cases with paralysis onset in 2013 up to Week (26/13)/ Ending on : (30/06/2013)

Country	Polio laboratories	AFP cases with specimens	Preliminary virus isolation results of AFP cases						Poliovirus intratypic differentiation results #										Indicators				Latest report Date				
			Referred for ITD		NPEV only	Negative	Pending		Type 1			Type 2			Type 3			Discordant pending sequence	NPEV by PCR	Non-EV	Pending ITD	% specimens positive for NPEV*		% AFP cases with culture results within 14 days	% AFP cases with ITD results within 7 days	% AFP cases with ITD results within 45 days of onset**	
			L20B+	L20B+INPEV			received <= 14 days	received > 14 days ago	Wild	Sabin	VDPV	Wild	Sabin	VDPV	Wild	Sabin	VDPV										
Afghanistan	RRL Pakistan	922	63	7	137	648	66	1	3	37			19	3		29							14%	100%	100%	98%	27/06/2013
Bahrain	PNL Oman	4				4																	0%	100%		75%	27/06/2013
Djibouti	NPL Kenya	1						1																			29/05/2013
Egypt***	RRL Egypt	525	12	4	46	429	18	16	7							4		3	4				9%	98%	94%	99%	23/06/2013
Iran	NPL Iran	314	8		3	297	1	5	2			1	1		2				2				2%	99%	100%	99%	23/06/2013
Iraq	NPL Iraq, RRL Egypt	210	4		19	116	9	62	8			2	2		10		3						11%	99%	100%	100%	29/06/2013
Jordan	NPL Jordan, RRL Tunisia	15				15																	5%	100%			27/06/2013
Kuwait	RRL Kuwait	17			1	16																	8%	88%		100%	13/06/2013
Lebanon	RRL Egypt	9				8	1																0%	100%		100%	23/06/2013
Libya	RRL Tunisia	31			1	25		5															4%	96%		100%	14/06/2013
Morocco	NPL Morocco, RRL Tunisia	41			5	33	2																12%	89%	0%	93%	30/06/2013
Oman	NPL Oman	11			1	8	2																27%	100%		100%	27/06/2013
Pakistan	RRL Pakistan	2035	108	8	305	1424	191		18	37			22	7		40		1	4	1			15%	100%	96%	98%	28/06/2013
Palestine & UNRWA		12			2	5	2	3															29%	0%		86%	27/06/2013
Qatar	NPL Oman	6			1	2	3																33%	100%		100%	27/06/2013
Saudi Arabia	NPL Saudi Arabia, NPL Oman	98	1			91		6								1							0%	100%	100%	0%	16/05/2013
Somalia	NPL Kenya	209	35		15	44	40	75	30	3			2			1							16%	5%		99%	28/06/2013
Sudan	NPL Sudan, RRL Egypt	202	5		21	159	17						3			5							10%	99%	100%	100%	30/06/2013
South Sudan	NPL Kenya	168	4		42	89		33		2						2							31%	0%		87%	28/06/2013
Syria	NPL Syria, RRL Tunisia	37			1	31		5					1										3%	96%	100%	100%	23/06/2013
Tunisia	RRL Tunisia	17				17																	0%	100%		100%	14/06/2013
U.A.E	NPL Oman	16	1			15				1						1							0%	100%	100%	100%	27/06/2013
Yemen	RRL Egypt	257	14		26	189	17	11		3			1			8				3			11%	92%	100%	94%	23/06/2013
Total EMR 2013		5157	255	19	626	3665	369	223	51	100			51	13		103		4	7	10		12%	94%	97%	98%		
Total EMR 2012		11003	574	60	1997	8364	6	86	210			114	30	2	242	4	5	24	14			16%	94%	99%	97%		

* Specimens from all sources including non-AFP cases, excluding environmental samples

** This indicator reflects surveillance and laboratory activities

*** Environmental surveillance initiated in Egypt in September 2000.

**** Environmental surveillance initiated in Pakistan in August 2009.

Result	2010	2011	2012	2013
Negative	416	448	404	200
Pending				25
Wild				2
VDPVP2				4
VDPVP1				1
Total	416	448	411	225

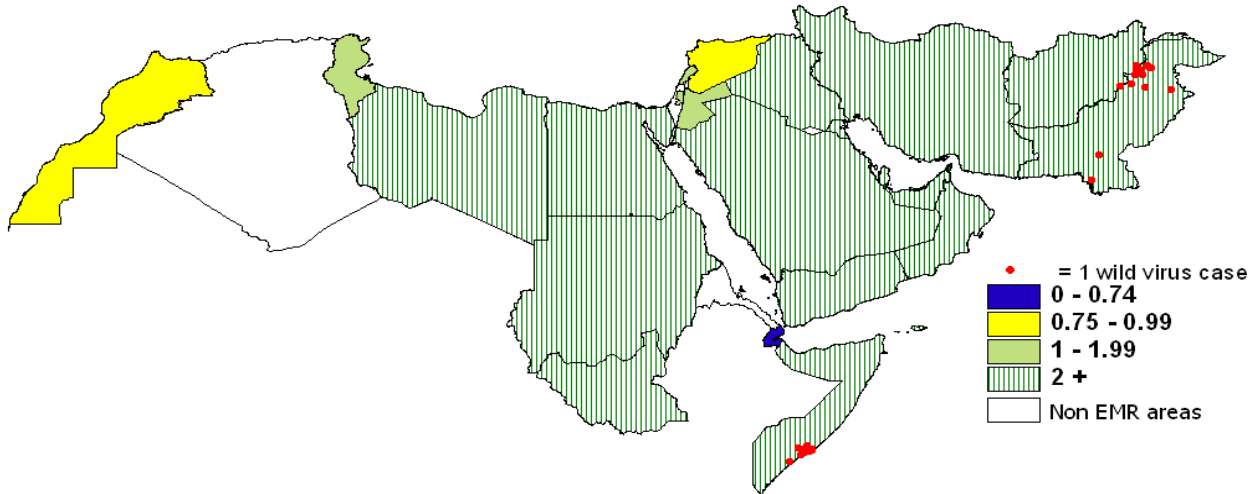
Status	2009	2010	2011	2012	2013
Negative	27	77	68	150	120
pending					15
Wild	18	79	136	89	21
Grand Total	45	156	204	239	156

YEAR	Province	Site	Count	First date	Last Date	
2012	Wild	CAIRO	AL HAGGANA 2	1	06/12/2012	06/12/2012
		EL SALAM	1	02/12/2012	02/12/2012	
	Wild Total			2	02/12/2012	06/12/2012
	VDPVP2	CAIRO	AL HAGGANA 2	2	29/03/2012	30/05/2012
		GIZA	MOHEET	1	27/09/2012	27/09/2012
		ISMALIA	ISMALIA	1	25/11/2012	25/11/2012
	VDPVP2 Total			4	29/03/2012	25/11/2012
	VDPVP1	ALEXANDRIA	G HARAB	1	10/04/2012	10/04/2012
	VDPVP1 Total			1	10/04/2012	10/04/2012

Year	SITEDIST	SITENAME	Count	Wild	First date	Last date
2013	KHI.GADAP TOWN	COMPOSITE SAMPLE	2		11/04/2013	20/05/2013
		SOHRAB GOTH	2		29/01/2013	27/04/2013
	PESHAWAR	LARA MA	3		24/01/2013	26/03/2013
		SHAHEEN TOWN	6		11/01/2013	10/06/2013
	RAWALPINDI	SAFDAR ABAD	1		25/03/2013	25/03/2013
	QUETTA	SUR PUL	1		20/02/2013	20/02/2013
	HYDERABAD	TULSIDAS PUMPING STATION	5		10/01/2013	10/06/2013
	FAISALABAD	FAISALABAD COMPOSITE SITE	1		03/01/2013	03/01/2013
2013 Total			21		03/01/2013	10/06/2013



Non polio AFP rate and wild virus in EMR, 01/01/2013 - 30/06/2013



Percent of AFP cases with adequate samples and compatible cases in EMR, 01/01/2013 - 30/06/2013

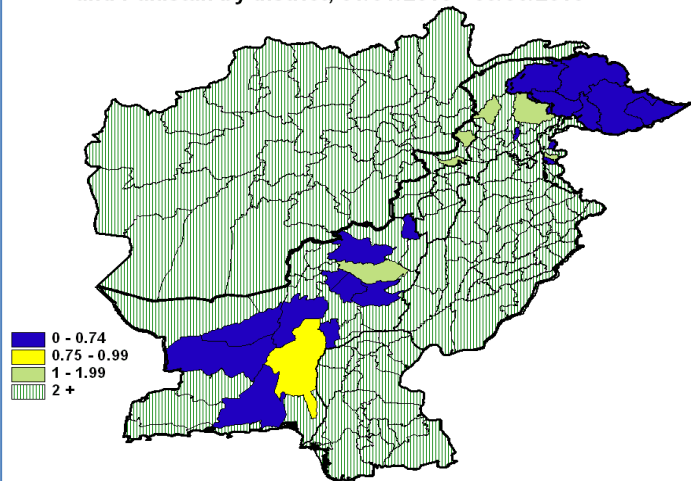


Wild polio cases by country and date of onset of paralysis in EMR, 2012-2013

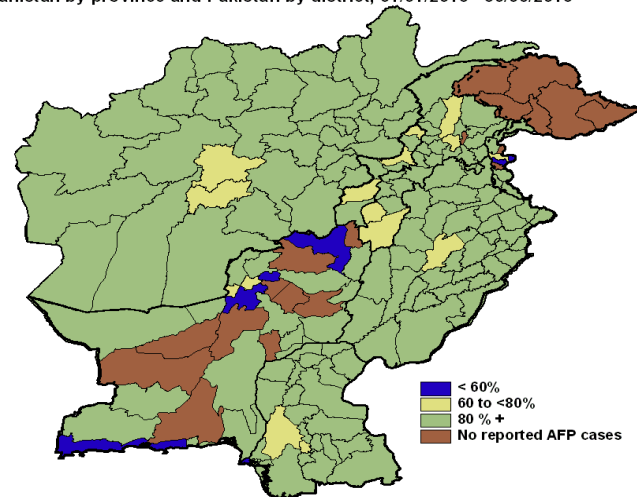
Year	COUNTRY	P1			P3			P1P3			Total Count	Total First Case	Total Last Case
		Count	First Case	Last Case	Count	First Case	Last Case	Count	First Case	Last Case			
2012	AFG	37	01/01/2012	20/12/2012							37	01/01/2012	20/12/2012
	PAK	55	01/01/2012	30/11/2012	2	19/02/2012	18/04/2012	1	04/01/2012	04/01/2012	58	01/01/2012	30/11/2012
2012 Total		92	01/01/2012	20/12/2012	2	19/02/2012	18/04/2012	1	04/01/2012	04/01/2012		01/01/2012	20/12/2012
2013	AFG	3	31/01/2013	06/06/2013							3	31/01/2013	06/06/2013
	PAK	18	14/01/2013	06/06/2013							18	14/01/2013	06/06/2013
	SOM	41	17/04/2013	03/06/2013							41	17/04/2013	03/06/2013
2013 Total		62	14/01/2013	06/06/2013								14/01/2013	06/06/2013



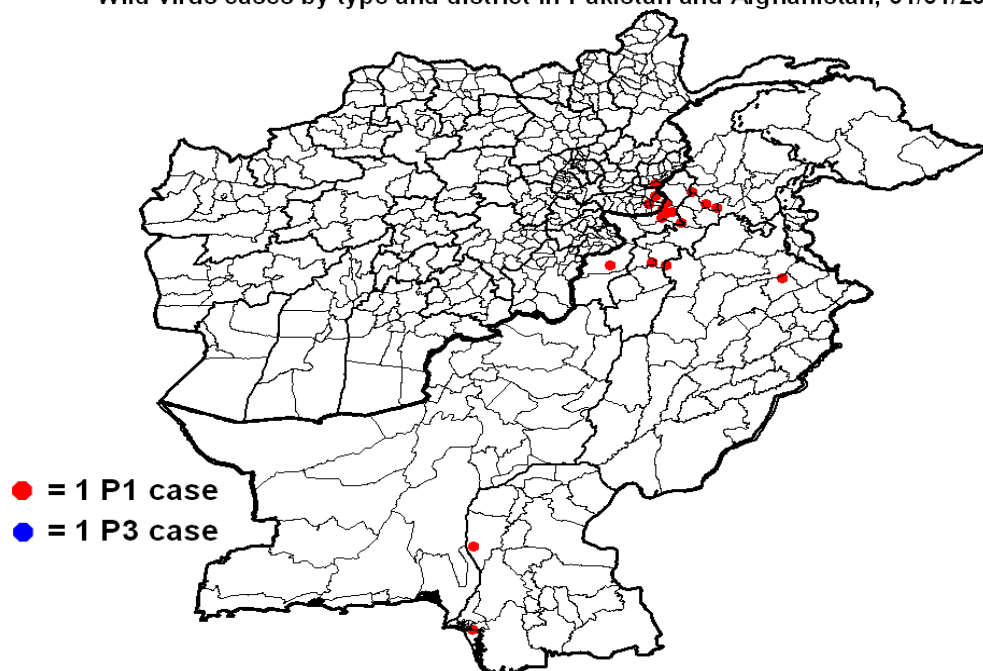
Non polio AFP rate in Afghanistan by province and Pakistan by district, 01/01/2013 - 30/06/2013



Percent of AFP cases with adequate samples in Afghanistan by province and Pakistan by district, 01/01/2013 - 30/06/2013



Wild virus cases by type and district in Pakistan and Afghanistan, 01/01/2013 - 30/06/2013



Wild polio cases by district and date of onset of paralysis in Pakistan, 2013

PROVINCE	DISTRICT	P1		
		Count	First case	Last case
PUNJAB	MBDIN	1	26/05/2013	26/05/2013
	MIANWALI	1	07/02/2013	07/02/2013
SINDH	DADU	1	22/03/2013	22/03/2013
	KHIBINQASIM	1	14/01/2013	14/01/2013
KHYBER PAKHTOON	MALAKAND	1	08/02/2013	08/02/2013
	MARDAN	2	12/02/2013	22/04/2013
	BANNU	1	26/01/2013	26/01/2013
FATA	KHYBER	7	24/04/2013	06/06/2013
	WAZIR-N	1	24/05/2013	24/05/2013
	FR BANNU	2	03/05/2013	19/05/2013
Grand Total		18	14/01/2013	06/06/2013

Wild polio cases by district and date of onset of paralysis in Afghanistan, 2013

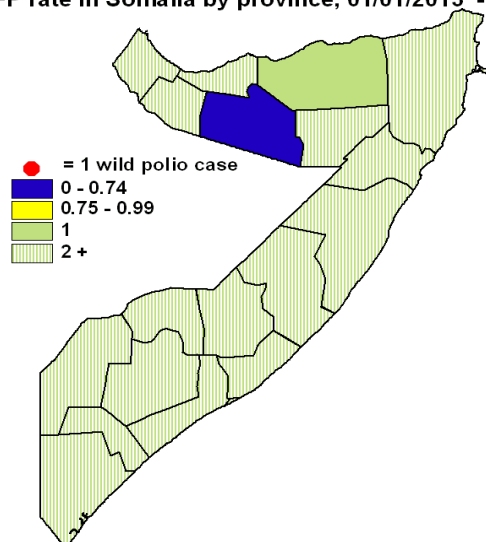
PROVINCE	DISTRICT	P1		
		Count	First case	Last case
NANGARHAR	SHINWAR	1	06/06/2013	06/06/2013
	LALPUR	1	31/01/2013	31/01/2013
KUNAR	KHASKUNAR	1	28/03/2013	28/03/2013
Grand Total		3	31/01/2013	06/06/2013



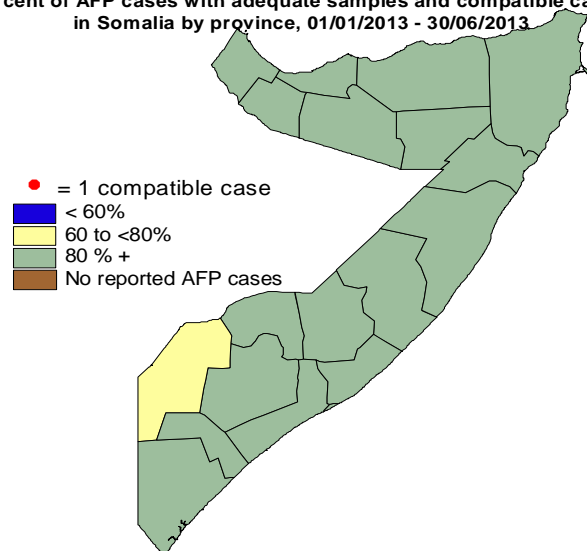
World Health Organization – Regional Office for Eastern Mediterranean
AFP SURVEILLANCE
Week 26, ending 30 June 2013

1-Jul-13
Number 769

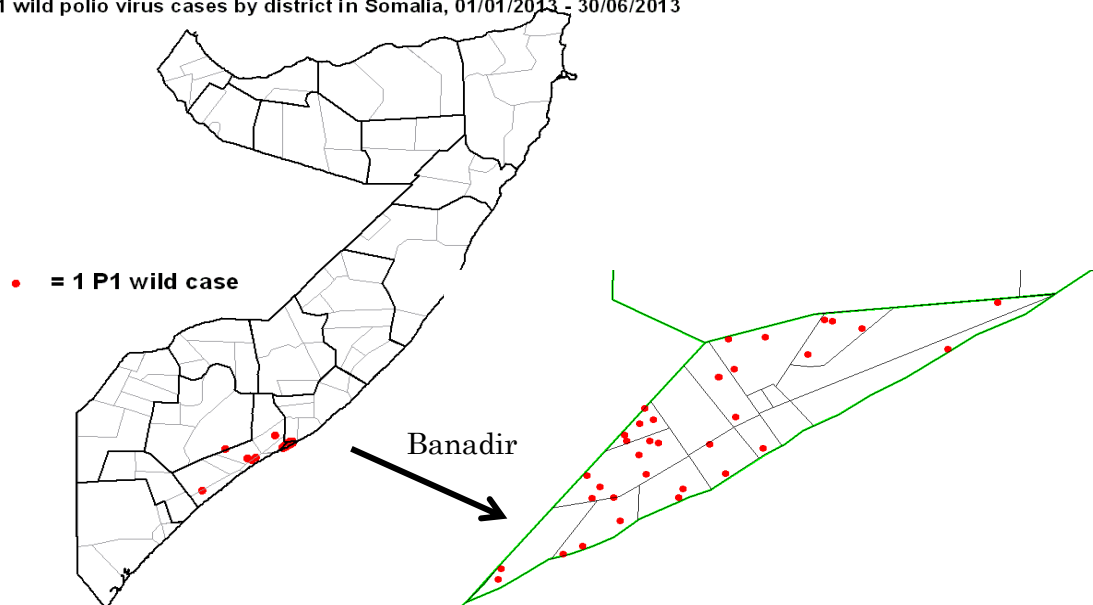
Non polio AFP rate in Somalia by province, 01/01/2013 - 30/06/2013



Percent of AFP cases with adequate samples and compatible cases in Somalia by province, 01/01/2013 - 30/06/2013



P1 wild polio virus cases by district in Somalia, 01/01/2013 - 30/06/2013



Wild polio cases by district and date of onset of paralysis in Somalia, 2013

PROVINCE	DISTRICT	P1		
		Count	First case	Last case
BANADIR	ABDUL AZIZ	1	19/05/2013	19/05/2013
	DHARKENLEY	2	04/05/2013	30/05/2013
	DAYNILE	5	09/05/2013	28/05/2013
	HELIWA	4	05/05/2013	20/05/2013
	HODAN	7	17/04/2013	21/05/2013
	HAMAR JABJAB	2	18/04/2013	27/04/2013
	HAMARWEYNE	1	21/05/2013	21/05/2013
	KARAN	1	26/05/2013	26/05/2013
	MEDINA	4	12/05/2013	28/05/2013
	WABERI	2	20/05/2013	25/05/2013
	WARDIGLEY	3	13/05/2013	02/06/2013
YAQSHID	3	21/05/2013	03/06/2013	
BAY	BURHAKABA	1	26/04/2013	26/04/2013
LOWER SHABELLE	AFGOI	1	12/05/2013	12/05/2013
	BRAVA	1	17/05/2013	17/05/2013
	MARKA	2	30/05/2013	30/05/2013
	QORYOLEY	1	23/05/2013	23/05/2013
Grand Total		41	17/04/2013	03/06/2013



Circulating VDPV cases and date of onset of paralysis in EMR countries by districts , 2012-2013

Year	COUNTRY	PROVINCE	DISTRICT	cVDP2			cVDP3			
				Count	First Case	Last Case	Count	First Case	Last Case	
2012	AFG	KANDAHAR	MAYWAND	1	17/10/2012	17/10/2012				
			PANJWAYI	2	30/10/2012	20/12/2012				
			SPINBOLDAK	1	05/11/2012	05/11/2012				
		HILMAND	KAJAKI	1	02/12/2012	02/12/2012				
			WASHER	1	20/12/2012	20/12/2012				
			NAD-E-ALI	3	03/12/2012	21/12/2012				
			NAHR-E-SARAJ	1	15/11/2012	15/11/2012				
			NAWZAD	1	24/12/2012	24/12/2012				
		AFG Total				11	17/10/2012	24/12/2012		
	PAK	BALOCHISTAN	KABDULAH	15	30/08/2012	14/12/2012				
			SINDH	1	08/12/2012	08/12/2012				
	PAK Total				16	30/08/2012	14/12/2012			
	SOM	LOWER JUBA	KISMAYO	1	23/07/2012	23/07/2012				
	SOM Total				1	23/07/2012	23/07/2012			
YEM	HAJJAH	HARAD				1	24/08/2012	24/08/2012		
	ALHUDAIDAH	ALZUHRA				1	27/04/2012	27/04/2012		
YEM Total							2	27/04/2012	24/08/2012	
2012 Total				28	23/07/2012	24/12/2012	2	27/04/2012	24/08/2012	
2013	AFG	KANDAHAR	SHAHWALIKOT	1	13/03/2013	13/03/2013				
		HILMAND	NAD-E-ALI	2	22/01/2013	20/02/2013				
	AFG Total				3	22/01/2013	13/03/2013			
	PAK	BALOCHISTAN	JAFARABAD	1	11/01/2013	11/01/2013				
			SINDH	3	21/02/2013	08/05/2013				
			FATA	3	10/04/2013	04/06/2013				
	PAK Total				7	11/01/2013	04/06/2013			
SOM	LOWER SHABELLE	AFGOI	1	09/01/2013	09/01/2013					
SOM Total				1	09/01/2013	09/01/2013				
2013 Total				11	09/01/2013	04/06/2013				

In 2012, 3 AFP case in Afghanistan and 2 cases in Pakistan were identified as VDPVs by contacts
In 2013, 1 AFP case in Somalia was identified as VDPV by contact