



AFP SURVEILLANCE

22-Apr-13

Week 16, ending 21 April 2013

Number 759

Table 1: Acute Flaccid Paralysis (AFP) cases by week of onset

Country	Reported AFP cases by week of onset - Week (16/13) / Ending on : 21/04/13)														
	Total AFP 2011	Total AFP 2012	Total AFP to date, 2013	W 05 03 Feb 13	W 06 10 Feb 13	W 07 17 Feb 13	W 08 24 Feb 13	W 09 03 Mar 13	W 10 10 Mar 13	W 11 17 Mar 13	W 12 24 Mar 13	W 13 31 Mar 13	W 14 07 Apr 13	W 15 14 Apr 13	W 16 21 Apr 13
Afghanistan	1830	1829	581	40	46	41	37	62	36	40	37	36	38	20	4
Bahrain	10	19	3	0	0	0	0	1	1	0	0	0	0	0	0
Djibouti	6	6	0	0	0	0									
Egypt	1023	1022	324	25	25	16	26	25	26	20	27	21	16	23	4
Iran	603	689	195	11	14	18	11	13	10	19	4	7	6	8	5
Iraq	530	467	128	5	11	9	7	12	6	7	12	7	9	5	
Jordan ****	30	34	10	0	0	0	0	2	1	1	0	1	1	0	0
Kuwait	38	36	11	3	0	0	2	0	2	0	0	0	1	0	0
Lebanon ****	22	24	6	0	0	0	2	1	1	0	0	1	1	0	
Libya	35	42	19	2	2	1	1	0	3	2	2	3	0		
Morocco	76	81	29	5	1	1	1	1	3	3	3	1	3	1	
Oman	39	31	9	0	0	1	0	0	1	1	0	0	3	1	0
Pakistan	5762	5036	940	57	86	71	85	80	70	55	59	41	33	5	1
Palestine ****	17	21	5	1	2	0	0	0	0	1	0	0	1	0	0
Qatar	6	13	3	0	1	0	0	0	0	1	0	0	0	0	0
Saudi Arabia	213	227	74	3	8	5	5	6	8	4	7	4	2	2	0
Somalia	172	148	42	2	1	2	3	3	6	4	2	2	8	1	
Sudan	362	384	116	14	4	10	6	9	9	9	9	12	6	8	0
South Sudan	341	326	86	6	5	7	10	9	8	12	5	2	0	0	
Syria ****	168	109	31	2	4	4	2	5	2	2	0	1	0		
Tunisia	47	61	12	1	1	1	2	0	3	2	0	0	0	0	
U.A.E	25	40	15	0	2	0	2	2	1	2	0	0	2	1	0
Yemen	386	478	157	7	12	12	12	5	7	8	12	12	8	10	2
Total EMR	11741	11123	2796	184	225	199	214	236	204	193	179	151	138	85	16

No data = No report received

Table 2: Confirmed polio cases by month of onset

Country	Total year 2011	Total year 2012	21/04		Confirmed polio cases by month of onset											
			2012	2013	May 2012	June 2012	July 2012	August 2012	September 2012	October 2012	November 2012	December 2012	January 2013	February 2013	March 2013	April 2013
Afghanistan	80	37	6	2	4	3	4	2	7	6	3	2	1	0	1	
Bahrain	0	0	0	0	0	0	0	0	0	0	0	0	0	0		
Djibouti	0	0	0	0	0	0	0	0	0	0	0	0	0			
Egypt	0	0	0	0	0	0	0	0	0	0	0	0	0	0		
Iran	0	0	0	0	0	0	0	0	0	0	0	0	0	0		
Iraq	0	0	0	0	0	0	0	0	0	0	0	0	0	0		
Jordan ****	0	0	0	0	0	0	0	0	0	0	0	0	0	0		
Kuwait	0	0	0	0	0	0	0	0	0	0	0	0	0	0	0	
Lebanon ****	0	0	0	0	0	0	0	0	0	0	0	0	0	0		
Libya	0	0	0	0	0	0	0	0	0	0	0	0	0	0		
Morocco	0	0	0	0	0	0	0	0	0	0	0	0	0	0		
Oman	0	0	0	0	0	0	0	0	0	0	0	0	0	0	0	
Pakistan	198	58	16	6	6	2	5	9	8	8	4	0	2	3	1	
Palestine ****	0	0	0	0	0	0	0	0	0	0	0	0	0	0		
Qatar	0	0	0	0	0	0	0	0	0	0	0	0	0	0		
Saudi Arabia	0	0	0	0	0	0	0	0	0	0	0	0	0	0		
Somalia	0	0	0	0	0	0	0	0	0	0	0	0	0	0		
Sudan	0	0	0	0	0	0	0	0	0	0	0	0	0	0	0	
South Sudan	0	0	0	0	0	0	0	0	0	0	0	0	0	0		
Syria ****	0	0	0	0	0	0	0	0	0	0	0	0	0	0		
Tunisia	0	0	0	0	0	0	0	0	0	0	0	0	0	0	0	
U.A.E	0	0	0	0	0	0	0	0	0	0	0	0	0	0		
Yemen	0	0	0	0	0	0	0	0	0	0	0	0	0	0		
Total EMR	278	95	22	8	10	5	9	11	15	14	7	2	3	3	2	0

**** UNRWA cases are included with those of country of residence



World Health Organization – Regional Office for Eastern Mediterranean

AFP SURVEILLANCE

15-Apr-13

Week 16, ending 21 April 2013

Number 758

Table 3: Investigation of AFP cases with paralysis onset in 2012 & 2013 up to Week (16/13) / Ending on : (21/04/13)

COUNTRY	2012											2013											Latest line List Date		
	AFP									Specimen	Wild cases ****		AFP									Specimen		Wild cases ****	
	Total AFP cases onset 2012	Case classification					Non polio AFP rate **	AFP cases pending classification > 90 days from onset of paralysis	AFP cases pending classification and lab > 90 days from onset of paralysis		% with *** adequate specimens	Wild P1 Poliovirus	Wild P3 Poliovirus	Total AFP cases onset 2013	Case classification					Annualized Non polio AFP rate **	AFP cases pending classification > 90 days from onset of paralysis			AFP cases pending classification and lab > 90 days from onset of paralysis	% with *** adequate specimens
		Total Confirmed Polio Cases *	Polio Compatible	Pending Classification	Discarded (non polio AFP)	VDPV				Total Confirmed Polio Cases *					Polio Compatible	Pending Classification	Discarded (non polio AFP)	VDPV							
Afghanistan	1829	37	7	0	1774	11	10.3	0	0	92.3	37	0	581	2	0	106	470	3	10.4	1	0	95.7	2	0	21/04/2013
Bahrain	19	0	0	0	19	0	7.0	0	0	94.7	0	0	3	0	0	2	1	0	3.6	0	0	100.0	0	0	21/04/2013
Djibouti	6	0	0	1	5	0	2.0	1	0	66.7	0	0	0	0	0	0	0	0	0.0	0	0		0	0	18/02/2013
Egypt	1022	0	0	0	1021	1	3.2	0	0	91.6	0	0	324	0	0	84	240	0	3.2	0	0	88.6	0	0	18/04/2013
Iran	689	0	0	0	687	2	3.5	0	0	92.5	0	0	195	0	0	78	117	1	3.6	0	0	96.4	0	0	21/04/2013
Iraq	467	0	0	19	448	0	3.2	19	17	89.7	0	0	128	0	0	73	55	0	2.9	2	0	87.5	0	0	19/04/2013
Jordan	34	0	0	0	34	0	1.4	0	0	85.3	0	0	10	0	0	6	4	0	1.4	0	0	100.0	0	0	21/04/2013
Kuwait	36	0	0	0	36	0	4.7	0	0	86.1	0	0	11	0	0	2	9	0	4.8	0	0	90.9	0	0	21/04/2013
Lebanon	24	0	0	0	24	0	2.0	0	0	50.0	0	0	6	0	0	2	4	0	2.0	0	0	100.0	0	0	20/04/2013
Libya	42	0	0	0	42	0	2.1	0	0	97.6	0	0	19	0	0	5	14	0	3.1	0	0	94.7	0	0	13/04/2013
Morocco	81	0	0	0	81	0	0.8	0	0	81.5	0	0	29	0	0	12	17	0	0.9	1	0	79.3	0	0	19/04/2013
Oman	31	0	0	0	31	0	3.9	0	0	100.0	0	0	9	0	0	3	6	0	3.8	0	0	100.0	0	0	21/04/2013
Pakistan	5036	58	6	17	4939	16	6.5	17	12	88.6	56 #	3 #	940	6	0	182	750	2	4.0	24	2	92.2	6	0	21/04/2013
Palestine	21	0	0	0	21	0	1.2	0	0	95.2	0	0	5	0	0	4	1	0	1.0	0	0	100.0	0	0	21/04/2013
Qatar	13	0	0	0	13	0	5.6	0	0	92.3	0	0	3	0	0	3	0	0	4.2	1	0	100.0	0	0	21/04/2013
Saudi Arabia	227	0	0	0	227	0	2.6	0	0	96.0	0	0	74	0	0	53	21	0	2.7	0	0	95.9	0	0	21/04/2013
Somalia	148	0	2	0	145	1	2.9	0	0	98.0	0	0	42	0	0	17	24	1	2.6	0	0	100.0	0	0	19/04/2013
Sudan	384	0	0	0	383	1	2.5	0	0	96.9	0	0	116	0	0	14	102	0	2.4	0	0	99.1	0	0	21/04/2013
South Sudan	326	0	0	2	323	1	4.0	2	1	94.2	0	0	86	0	0	22	64	0	3.4	3	0	94.2	0	0	19/04/2013
Syria	109	0	0	0	109	1	1.1	0	0	84.4	0	0	31	0	0	6	25	0	1.0	3	0	80.6	0	0	11/04/2013
Tunisia	61	0	0	0	61	0	2.4	0	0	78.7	0	0	12	0	0	0	12	0	1.5	0	0	91.7	0	0	19/04/2013
U.A.E	40	0	0	0	40	0	4.0	0	0	100.0	0	0	15	0	0	4	11	0	4.9	0	0	100.0	0	0	21/04/2013
Yemen	478	0	0	0	474	4	4.1	0	0	93.1	0	0	157	0	0	64	93	0	4.3	1	0	90.4	0	0	21/04/2013
EMR	11123	95	15	39	10937	38	4.5	39	30	90.6	93	3	2796	8	0	742	2040	7	3.8	36	2	93.0	8	0	
2011	11742	278	45	0	11395	24	4.8	0	0	90.0	276	2													

* Confirmed polio cases refer to wild isolation from AFP cases or from contacts of negative index AFP cases

** Non-polio AFP per 100,000 children <15 years

*** Adequate here refers to two stool specimens collected at least 24 hours apart, within 14 days of paralysis onset

**** AFP cases co infected with P1 and P3 are counted separately as wild isolates

In 2012, 1 AFP case in Pakistan had co infection P1 & P3 from 2 contacts P1 & P3



World Health Organization – Regional Office for Eastern Mediterranean

AFP SURVEILLANCE

Week 16, ending 21 April 2013

22-Apr-13

Number 759

Table 4: Investigation of contacts of AFP cases with paralysis onset in 2013 up to Week (16/13) / Ending on : (21/04/2013)

Country	No. of AFP cases	No. of eligible AFP cases for contact sampling*	% of eligible AFP cases with contact samplings	% of eligible AFP cases with 3+ contacts	Total number of Contacts**	% of contacts under 5 years	% of contacts with specimens collected within 7 days of notification of index	% Contact specimens in lab within 3 days of collection	% Contact specimens positive for NPEV	% Contact specimens positive for Sabin like virus	No. of contacts positive for wild virus	% of wild polio virus isolation from contacts	No. of Contacts positive for VDPVs	No. of -ve index AFP cases identified positive by contact	No. of district identified infected from contacts
Afghanistan	581	25	68.0	68.0	199	94.5	72.9	4.9	7.1	12.1	0	0.0		0	0
Bahrain	3	0			0						0			0	0
Djibouti											0				
Egypt	324	42	57.1	57.1	117	72.6	59.0	100.0	16.1	4.3	0	0.0		0	0
Iran	195	7	100.0	100.0	32	53.1	65.6	68.8	6.3	3.1	0	0.0		0	0
Iraq	128	16	56.3	43.8	38	57.9	5.3	100.0	0.0	0.0	0	0.0		0	0
Jordan	10	0			0						0			0	0
Kuwait	11	1	100.0	100.0	22	27.3	72.7	100.0	18.2	0.0	0	0.0		0	0
Lebanon	6	0			0						0			0	0
Libya	19	1	0.0	0.0	0						0			0	0
Morocco	29	6	16.7	16.7	5	80.0	0.0	100.0	20.0	40.0	0	0.0		0	0
Oman	9	0			4	75.0	0.0	100.0	0.0	25.0	0	0.0		0	0
Pakistan	940	73	79.5	75.3	208	90.4	63.0	72.1	12.1	10.5	0	0.0		0	0
Palestine	5	0			0						0			0	0
Qatar	3	0			0						0			0	0
Saudi Arabia	74	3	33.3	33.3	3	0.0	100.0				0			0	0
Somalia	42	0			125	88.8	96.8	13.6	13.6	1.2	0	0.0	1	0	0
Sudan	116	1	100.0	100.0	47	89.4	63.8	51.5	9.1	0.0	0	0.0		0	0
South Sudan	86	5	100.0	80.0	238	77.3	95.4	2.2	22.6	1.6	0	0.0		0	0
Syria	31	6	16.7	0.0	2	0.0	0.0	100.0	0.0	0.0	0	0.0		0	0
Tunisia	12	1	0.0	0.0	3	66.7	33.3	66.7	0.0	0.0	0	0.0		0	0
U.A.E.	15	0			0						0			0	0
Yemen	157	15	40.0	13.3	77	71.4	80.5	12.9	11.3	0.0	0	0.0		0	0
Grand Total 2013	2796	202	64.9	59.4	1120	81.0	73.9	38.4	13.3	5.9	0	0.0	1	0	0
Grand Total 2012	11123	1062	83.4	79.0	5760	82.9	70.5	45.1	18.6	3.2	10	0.2	11	7	4

* Eligible refers to AFP cases with inadequate stool specimens

** Total number of contacts from eligible AFP cases and from other AFP cases as per with country criteria for contact sampling

Last wild contacts in EMRO, 01/01/2012- 21/04/2013

Year	Country	Data	Date of Most Recent stool collection
2012	Afghanistan	3	10/11/2012
	Pakistan	7	08/10/2012
2012 Total		10	10/11/2012



Table 5: Laboratory investigation of AFP cases with paralysis onset in 2013 up to Week (16/13) / Ending on : (21/04/2013)

Country	Polio laboratories Sequencing performed by CDC and RIVM laboratories	AFP cases with specimens	Preliminary virus isolation results of AFP cases						Poliovirus intratypic differentiation results #									Indicators				Latest report Date				
			Referred for ITD		NPEV only	Negative	Pending		Type 1			Type 2			Type 3			Discordant pending sequence	NPEV by PCR	Non-EV	Pending ITD		% specimens positive for NPEV	% AFP cases with culture results within 14 days	% AFP cases with ITD results within 7 days	% AFP cases with ITD results within 49 days of onset**
			L20B+	L20B+/NPEV			received <= 14 days	received > 14 days ago	Wild	Sabin	VPV	Wild	Sabin	VPV	Wild	Sabin	VPV									
Afghanistan	RRL Pakistan	568	45	5	63	383	72		2	22			17	3		20						10%	100%	100%	98%	19/04/2013
Bahrain	PNL Oman	3				3																0%	100%		100%	21/04/2013
Djibouti	NPL Kenya																									18/02/2013
Egypt**	RRL Egypt	315	6	3	20	242	40	4		1						3			3	3	1	8%	99%	100%	99%	18/04/2013
Iran	NPL Iran	192	5		1	169	16	1		1			1		1					2		1%	99%	100%	99%	21/04/2013
Iraq	RRL Egypt	116	1		9	48	4	54														13%	100%		100%	14/04/2013
Jordan	RRL Tunisia	10					10															6%	100%			21/04/2013
Kuwait	RRL Kuwait	12			1	10	1															13%	91%		100%	18/04/2013
Lebanon	RRL Egypt	8				6	2															0%	100%		100%	18/04/2013
Libya	RRL Tunisia	21				19	2															0%	100%		100%	19/04/2013
Morocco	RRL Tunisia	25			3	16	5	1														15%	95%	0%	100%	19/04/2013
Oman	NPL Oman	9			1	5	3															16%	100%		100%	21/04/2013
Pakistan	RRL Pakistan	1058	46	4	106	795	107		6	18			5	2		23				1	1	10%	100%	98%	99%	19/04/2013
Palestine & UNRWA		5			1	2		2														33%	0%		100%	21/04/2013
Qatar	NPL Oman	3			1	2																33%	100%		100%	21/04/2013
Saudi Arabia	NPL Oman	15						15																		24/02/2013
Somalia	NPL Kenya	42	3		6	17	8	9		2			1									23%	0%		96%	19/04/2013
Sudan	RRL Egypt	118	1		16	87	14															13%	100%			21/04/2013
South Sudan	NPL Kenya	86			21	46		19														31%	0%		79%	19/04/2013
Syria	RRL Tunisia	27			1	26																4%	95%		100%	11/04/2013
Tunisia	RRL Tunisia	12				12																0%	100%		100%	19/04/2013
U.A.E	NPL Oman	11				11																0%	100%		100%	21/04/2013
Yemen	RRL Egypt	143	12		8	93	30			2						7				3	1	10%	100%	100%	94%	18/04/2013
Total EMR 2013		2799	119	12	258	2002	304	105	8	46			23	6		54			3	9	3	10%	96%	98%	98%	
Total EMR 2012		11001	574	60	1995	8350	1	19	86	210			114	30	2	242	4		5	24	14	16%	94%	99%	97%	

* Specimens from all sources including non-AFP cases, excluding environmental samples

** This indicator reflects surveillance and laboratory activities

*** Environmental surveillance initiated in Egypt in September 2000 showed the following:

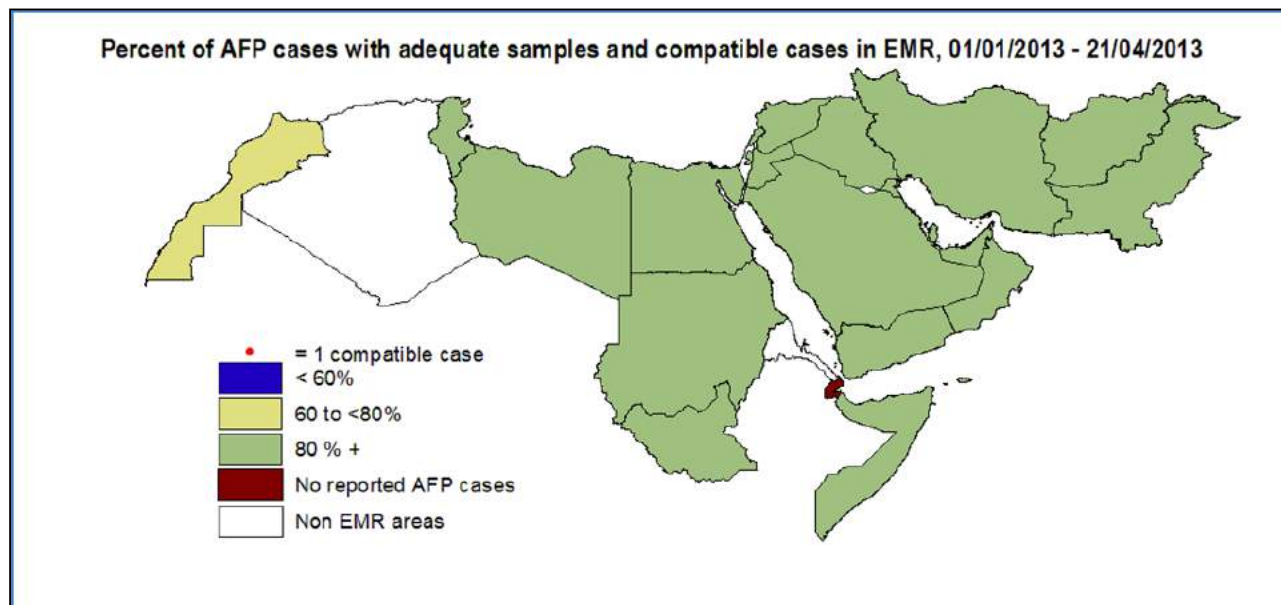
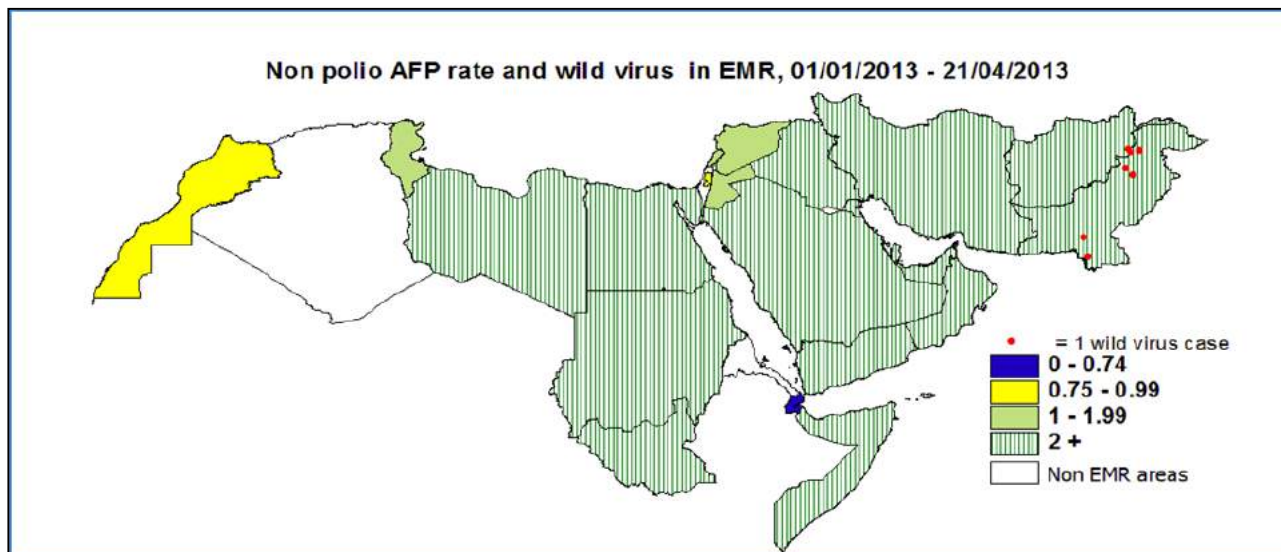
Result	YEAR			
	2010	2011	2012	2013
Negative	416	448	404	107
Pending				36
Wild			2	
VDPVP2			4	
VDPVP1			1	
Total	416	448	411	143

Year 2012	Province	Site	Count	First date	Last Date
Wild	CAIRO	AL HAGGANA 2	1	06/12/2012	06/12/2012
		EL SALAM	1	02/12/2012	02/12/2012
Wild Total			2	02/12/2012	06/12/2012
VDPVP2	CAIRO	AL HAGGANA 2	2	29/03/2012	30/05/2012
	GIZA	MOHEET	1	27/09/2012	27/09/2012
	ISMALIA	ISMALIA	1	25/11/2012	25/11/2012
VDPVP2 Total			4	29/03/2012	25/11/2012
VDPVP1	ALEXANDRIA	GHRAB	1	10/04/2012	10/04/2012
VDPVP1 Total			1	10/04/2012	10/04/2012

****Environmental surveillance initiated in Pakistan in August 2009 showed the following:

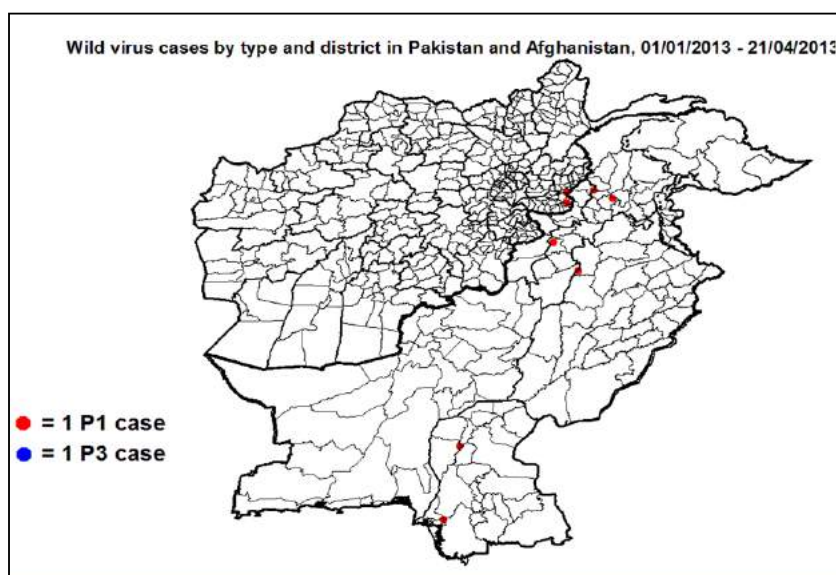
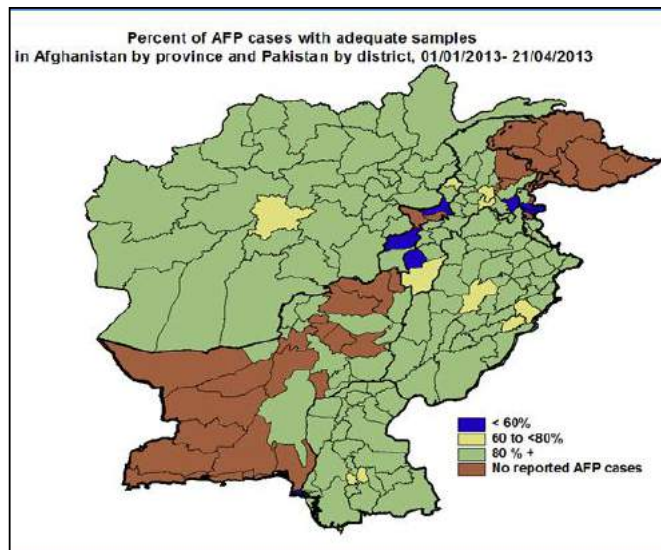
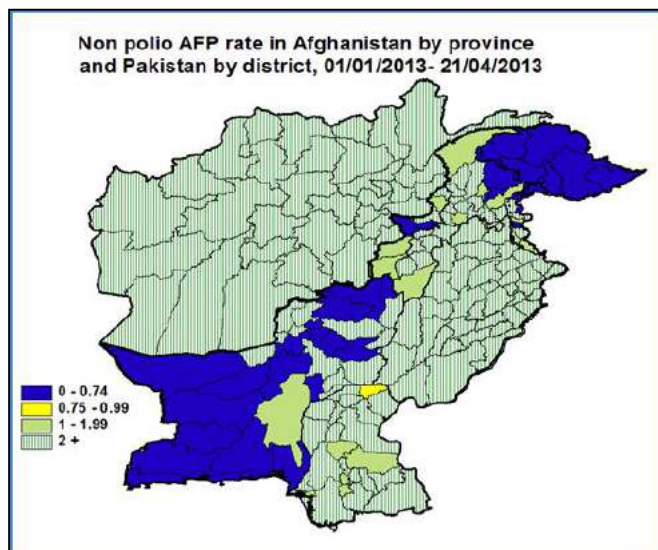
Status	2009	2010	2011	2012	2013
Negative	27	77	68	149	62
pending					21
Wild	18	79	136	89	11
Grand Total	45	156	204	238	94

Year=	District	Site Name	Count	Wild	First date	Last date
2013	KHL.GADAP TOWN	SOHRAB GOTH	1		29/01/2013	29/01/2013
	PESHAWAR	LARA MA	2		24/01/2013	25/02/2013
		SHAHEEN TOWN	3		11/01/2013	11/03/2013
	QUETTA	SUR PUL	1		20/02/2013	20/02/2013
	HYDERABAD	TULSIDAS PUMPING STATION	3		10/01/2013	11/03/2013
	FAISALABAD	FAISALABAD COMPOSITE SITE	1		03/01/2013	03/01/2013
2013			11		03/01/2013	11/03/2013



Wild polio cases by country and date of onset of paralysis in EMR, 2012-2013

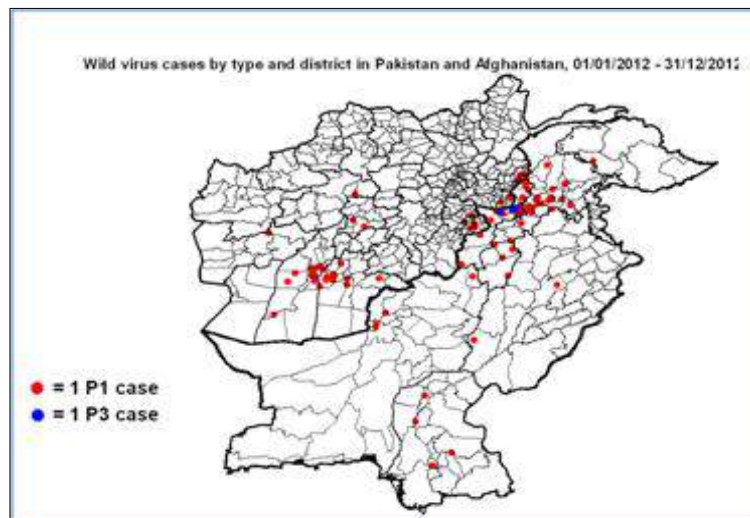
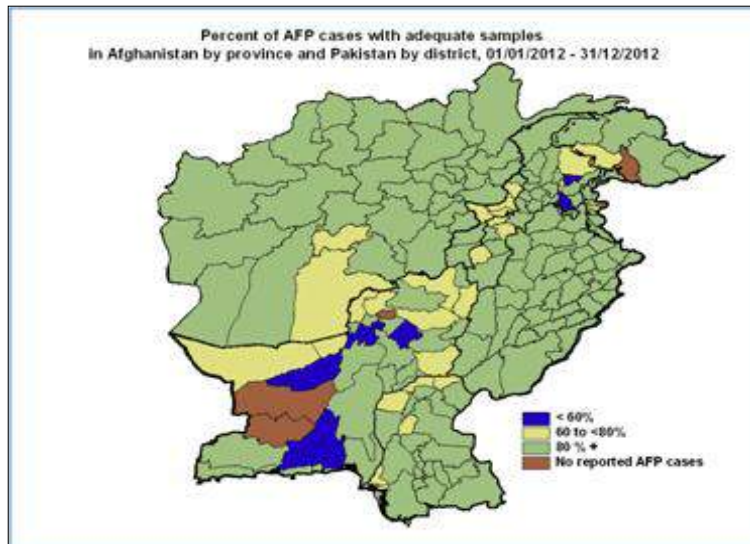
Year	COUNTRY	P1			P3			P1P3			Total Count	First Case	Last Case
		Count	First Case	Last Case	Count	First Case	Last Case	Count	First Case	Last Case			
2012	AFG	37	01/01/2012	20/12/2012							37	01/01/2012	20/12/2012
	PAK	55	01/01/2012	30/11/2012	2	19/02/2012	18/04/2012	1	04/01/2012	04/01/2012	58	01/01/2012	30/11/2012
2012 Total		92	01/01/2012	20/12/2012	2	19/02/2012	18/04/2012	1	04/01/2012	04/01/2012	95	01/01/2012	20/12/2012
2013	AFG	2	31/01/2013	28/03/2013							2	31/01/2013	28/03/2013
	PAK	6	14/01/2013	22/03/2013							6	14/01/2013	22/03/2013
2013 Total		8	14/01/2013	28/03/2013							8	14/01/2013	28/03/2013


Wild Polio cases by district and date of onset of paralysis, Afghanistan 2013

PROVINCE	DISTRICT	P1		
		Count	First case	Last case
<input type="checkbox"/> NANGARHAR	LALPUR	1	31/01/2013	31/01/2013
<input type="checkbox"/> KUNAR	KHASKUNAR	1	28/03/2013	28/03/2013
Grand Total		2	31/01/2013	28/03/2013

Wild Polio cases by district and date of onset of paralysis, Pakistan 2013

PROVINCE	DISTRICT	P1		
		Count	First case	Last case
<input type="checkbox"/> PUNJAB	MIANWALI	1	07/02/2013	07/02/2013
<input type="checkbox"/> SINDH	DADU	1	22/03/2013	22/03/2013
	KHIBINQASIM	1	14/01/2013	14/01/2013
<input type="checkbox"/> KPAKHTUNKHWA	MALAKAND	1	08/02/2013	08/02/2013
	MARDAN	1	12/02/2013	12/02/2013
	BANNU	1	26/01/2013	26/01/2013
Grand Total		6	14/01/2013	22/03/2013





World Health Organization – Regional Office for Eastern Mediterranean

AFP SURVEILLANCE

22-Apr-13

Week 16, ending 21 April 2013

Number 759

Wild Polio cases by district and date of onset of paralysis, Afghanistan 2012

PROVINCE	DISTRICT	P1		
		Count	First case	Last case
NANGARHAR	LAL PUR	1	20/12/2012	20/12/2012
	ACHIN	1	20/12/2012	20/12/2012
KHOST	MANDO ZAYI	2	14/09/2012	25/11/2012
	MUSA KHEL	1	09/11/2012	09/11/2012
HILMAND	LASHKAR GAH	1	19/11/2012	19/11/2012
	NAHRI SARRAJ	6	03/05/2012	21/10/2012
	SANGIN	1	20/07/2012	20/07/2012
	REG (H)	1	28/06/2012	28/06/2012
	NAD ALI	2	01/01/2012	23/01/2012
KANDAHAR	KANDAHAR	2	15/01/2012	28/10/2012
	MAYWAND	7	18/05/2012	20/10/2012
	KHAKREZ	1	14/03/2012	14/03/2012
	ARGHISTAN	1	03/01/2012	03/01/2012
URUZGAN	GIZAB	2	17/09/2012	18/10/2012
PAKTYA	CHAMKANI	1	01/10/2012	01/10/2012
	JADRAN	1	15/02/2012	15/02/2012
KUNAR	MARAWARA	1	21/09/2012	21/09/2012
	BAR KUNAR	2	30/06/2012	21/07/2012
	NARI	1	01/07/2012	01/07/2012
GHOR	LAL WA SARJANGAL	1	31/08/2012	31/08/2012
FARAH	BALA BULUK	1	02/06/2012	02/06/2012
Grand Total		37	01/01/2012	20/12/2012

Maywand P1 case (AFG/08/12/216) was identified as wild by a positive contact with date of stool collection 08/09/2012
 Lal Wa Sarjangal P1 case (AFG/03/12/216) was identified as wild by a positive contact with date of stool collection 09/09/2012
 Maywand P1 case (AFG/08/12/289) was identified as wild by a positive contact with date of stool collection 10/11/2012

Wild Polio cases by district and date of onset of paralysis, Pakistan 2012

PROVINCE	DISTRICT	P1			P3			P1P3			Total Count	First case	Last case
		Count	First case	Last case	Count	First case	Last case	Count	First case	Last case			
KHYBER PAKHTOON	LAKKIMRWT	3	16/01/2012	30/11/2012							3	16/01/2012	30/11/2012
	PESHAWAR	6	10/01/2012	20/11/2012							6	10/01/2012	20/11/2012
	MARDAN	4	21/07/2012	03/11/2012							4	21/07/2012	03/11/2012
	SWABI	3	22/08/2012	23/10/2012							3	22/08/2012	23/10/2012
	BUNIR	1	14/10/2012	14/10/2012							1	14/10/2012	14/10/2012
	TORGHAR	2	09/08/2012	26/09/2012							2	09/08/2012	26/09/2012
	DIRUPPER	1	14/09/2012	14/09/2012							1	14/09/2012	14/09/2012
	CHARSADA	2	12/07/2012	13/09/2012							2	12/07/2012	13/09/2012
	SHANGLA	1	25/08/2012	25/08/2012							1	25/08/2012	25/08/2012
	HARIPUR	1	20/08/2012	20/08/2012							1	20/08/2012	20/08/2012
	KARAK	1	10/08/2012	10/08/2012							1	10/08/2012	10/08/2012
	KOHAT	1	11/01/2012	11/01/2012							1	11/01/2012	11/01/2012
	DIKHAN	1	11/01/2012	11/01/2012							1	11/01/2012	11/01/2012
	FATA	MOHMAND	1	10/11/2012	10/11/2012							1	10/11/2012
KHYBER		8	06/01/2012	17/10/2012	2	19/02/2012	18/04/2012	1	04/01/2012	04/01/2012	11	04/01/2012	17/10/2012
BAJOUR		5	12/07/2012	09/10/2012							5	12/07/2012	09/10/2012
KURRAM		1	25/09/2012	25/09/2012							1	25/09/2012	25/09/2012
WAZIR-S		1	13/05/2012	13/05/2012							1	13/05/2012	13/05/2012
WAZIR-N		1	10/02/2012	10/02/2012							1	10/02/2012	10/02/2012
BALOCHISTAN	SHARANI	1	02/10/2012	02/10/2012							1	02/10/2012	02/10/2012
	QUETTA	3	01/01/2012	22/06/2012							3	01/01/2012	22/06/2012
SINDH	NFEROZ	1	09/09/2012	09/09/2012							1	09/09/2012	09/09/2012
	LARKANA	1	21/05/2012	21/05/2012							1	21/05/2012	21/05/2012
	HYDERABAD	1	27/01/2012	27/01/2012							1	27/01/2012	27/01/2012
	MIRPURKHAS	1	03/01/2012	03/01/2012							1	03/01/2012	03/01/2012
GILGIT BALTISTAN	DIAMIR	1	06/08/2012	06/08/2012							1	06/08/2012	06/08/2012
PUNJAB	RAJANPUR	1	21/05/2012	21/05/2012							1	21/05/2012	21/05/2012
	JHANG	1	20/01/2012	20/01/2012							1	20/01/2012	20/01/2012
Grand Total		55	01/01/2012	30/11/2012	2	19/02/2012	18/04/2012	1	04/01/2012	04/01/2012	58	01/01/2012	30/11/2012

Khyber P1 case (NW/34/12/005) was identified as wild by a positive contact with date of stool collection 30/01/2012
 Khyber P1P3 case (NW/34/12/002) was identified as wild by positive contacts with date of stool collection 30/01/2012
 Karak P1 case (NW/51/12/013) was identified as wild by a positive contact with date of stool collection 08/09/2012
 Diamir P1 case (NA/31/12/004) was identified as wild by a positive contact with date of stool collection 06/09/2012



**Circulating VDPV cases and date of onset of paralysis in EMR countries by districts
2012-2013**

Year	COUNTRY	PROVINCE	DISTRICT	cVDP2			cVDP3			
				Count	First Case	Last Case	Count	First Case	Last Case	
2012	AFG	KANDAHAR	MAYWAND	1	17/10/2012	17/10/2012				
			PANJWAYI	2	30/10/2012	20/12/2012				
			SPINBOLDAK	1	05/11/2012	05/11/2012				
		HILMAND	KAJAKI	1	02/12/2012	02/12/2012				
			WASHER	1	20/12/2012	20/12/2012				
			NAD-E-ALI	3	03/12/2012	21/12/2012				
			NAHR-E-SARAJ	1	15/11/2012	15/11/2012				
		NAWZAD	1	24/12/2012	24/12/2012					
		AFG Total				11	17/10/2012	24/12/2012		
	PAK	BALOCHISTAN	KABDULAH	15	30/08/2012	14/12/2012				
			SINDH	1	08/12/2012	08/12/2012				
	PAK Total				16	30/08/2012	14/12/2012			
	SOM	LOWER JUBA	KISMAYO	1	23/07/2012	23/07/2012				
	SOM Total				1	23/07/2012	23/07/2012			
YEM	HAJJAH	HARAD				1	24/08/2012	24/08/2012		
		ALHUDAIDAH	ALZUHRA			1	27/04/2012	27/04/2012		
		SAADAH	SAHAR			1	25/11/2012	25/11/2012		
YEM Total							3	27/04/2012	25/11/2012	
2012 Total				28	23/07/2012	24/12/2012	3	27/04/2012	25/11/2012	
2013	AFG	KANDAHAR	SHAHWALIKOT	1	13/03/2013	13/03/2013				
			HILMAND	2	22/01/2013	20/02/2013				
	AFG Total				3	22/01/2013	13/03/2013			
	PAK	BALOCHISTAN	JAFARABAD	1	11/01/2013	11/01/2013				
			SINDH	1	21/02/2013	21/02/2013				
	PAK Total				2	11/01/2013	21/02/2013			
	SOM	LOWER SHABELLE	AFGOI	1	09/01/2013	09/01/2013				
SOM Total				1	09/01/2013	09/01/2013				
2013 Total				6	09/01/2013	13/03/2013				

In 2012, 3 AFP cases in Afghanistan and 2 cases in Pakistan were identified as VDPVs by contacts

In 2013, 1 AFP case in Somalia was identified as VDPV by contact