



## World Health Organization – Regional Office for Eastern Mediterranean

## AFP SURVEILLANCE

25-Feb-13

Week 08, ending 24 February 2013

Number 751

Table 1: Acute Flaccid Paralysis (AFP) cases by week of onset

Country	Reported AFP cases by week of onset - Week (08/13) / Ending on : (24/02/13)														
	Total AFP 2011	Total AFP 2012	Total AFP to date, 2013	W 49 09 Dec 12	W 50 16 Dec 12	W 51 23 Dec 12	W 52 30 Dec 12	W 01 06 Jan 13	W 02 13 Jan 13	W 03 20 Jan 13	W 04 27 Jan 13	W 05 03 Feb 13	W 06 10 Feb 13	W 07 17 Feb 13	W 08 24 Feb 13
Afghanistan	1830	1829	252	30	33	36	23	31	34	42	36	36	44	27	2
Bahrain	10	19	1	1	2	1	2	1	0	0	0	0	0	0	0
Djibouti	6	6	0	0	0	0	0	0	0						
Egypt	1023	1022	131	19	15	21	30	21	16	14	19	25	24	12	
Iran	603	689	103	12	17	13	15	18	16	14	22	11	13	9	1
Iraq	530	467	46	5	13	5	5	11	15	7	8	4	4		
Jordan ****	30	34	4	0	2	2	1	0	2	0	2	0	0		
Kuwait	38	36	4	0	2	1	2	1	1	1	0	1	0		
Lebanon ****	22	24	0	1	0	0	0	0	0	0	0	0	0		
Libya	35	42	8	1	4	1	1	1	1	0	1	2	2	1	
Morocco	76	81	5	4	3	2	0	1	1	3	1				
Oman	39	31	3	1	0	1	0	0	1	1	0	0	0	1	0
Pakistan	5762	4917	375	67	84	81	56	78	69	63	56	49	55	11	
Palestine ****	17	21	1	0	1	1	0	0	0	0	0	1	0		
Qatar	6	13	2	0	0	0	1	0	1	0	0	0	1	0	0
Saudi Arabia	213	227	32	6	4	8	4	9	3	5	2	2	7	4	0
Somalia	172	148	12	3	3	3	3	1	2	2	3	2	1	1	
Sudan	362	384	44	9	5	6	9	9	6	3	2	14	6	4	0
South Sudan	341	325	27	4	3	0	2	2	7	5	6	5	2	0	
Syria ****	168	109	11	1	1	3	1	4	1	2	1	2	1	0	
Tunisia	47	61	4	0	0	0	1	2	0	0	0	1	1	0	
U.A.E	25	40	7	0	0	0	1	0	1	1	1	0	2	0	2
Yemen	386	478	73	5	14	12	8	12	13	15	11	7	10	8	0
<b>Total EMR</b>	<b>11741</b>	<b>11003</b>	<b>1145</b>	<b>169</b>	<b>206</b>	<b>197</b>	<b>165</b>	<b>202</b>	<b>190</b>	<b>178</b>	<b>171</b>	<b>162</b>	<b>173</b>	<b>78</b>	<b>5</b>

No data = No report received

Table 2: Confirmed polio cases by month of onset

Country	Total year 2011	Total year 2012	24/02		Confirmed polio cases by month of onset											
			2012	2013	March 2012	April 2012	May 2012	June 2012	July 2012	August 2012	September 2012	October 2012	November 2012	December 2012	January 2013	February 2013
Afghanistan	80	37	5	1	1	0	4	3	4	2	7	6	3	2	1	
Bahrain	0	0	0	0	0	0	0	0	0	0	0	0	0	0	0	
Djibouti	0	0	0	0	0	0	0	0	0	0	0	0	0	0	0	
Egypt	0	0	0	0	0	0	0	0	0	0	0	0	0	0	0	
Iran	0	0	0	0	0	0	0	0	0	0	0	0	0	0	0	
Iraq	0	0	0	0	0	0	0	0	0	0	0	0	0	0	0	
Jordan ****	0	0	0	0	0	0	0	0	0	0	0	0	0	0	0	
Kuwait	0	0	0	0	0	0	0	0	0	0	0	0	0	0	0	
Lebanon ****	0	0	0	0	0	0	0	0	0	0	0	0	0	0	0	
Libya	0	0	0	0	0	0	0	0	0	0	0	0	0	0	0	
Morocco	0	0	0	0	0	0	0	0	0	0	0	0	0	0	0	
Oman	0	0	0	0	0	0	0	0	0	0	0	0	0	0	0	
Pakistan	198	58	14	2	1	1	6	2	5	9	8	8	4		2	
Palestine ****	0	0	0	0	0	0	0	0	0	0	0	0	0	0	0	
Qatar	0	0	0	0	0	0	0	0	0	0	0	0	0	0	0	
Saudi Arabia	0	0	0	0	0	0	0	0	0	0	0	0	0	0	0	
Somalia	0	0	0	0	0	0	0	0	0	0	0	0	0	0	0	
Sudan	0	0	0	0	0	0	0	0	0	0	0	0	0	0	0	
South Sudan	0	0	0	0	0	0	0	0	0	0	0	0	0	0	0	
Syria ****	0	0	0	0	0	0	0	0	0	0	0	0	0	0	0	
Tunisia	0	0	0	0	0	0	0	0	0	0	0	0	0	0	0	
U.A.E	0	0	0	0	0	0	0	0	0	0	0	0	0	0	0	
Yemen	0	0	0	0	0	0	0	0	0	0	0	0	0	0	0	
<b>Total EMR</b>	<b>278</b>	<b>95</b>	<b>19</b>	<b>3</b>	<b>2</b>	<b>1</b>	<b>10</b>	<b>5</b>	<b>9</b>	<b>11</b>	<b>15</b>	<b>14</b>	<b>7</b>	<b>2</b>	<b>3</b>	<b>0</b>

\*\*\*\* UNRWA cases are included with those of country of residence



Table 3: Investigation of AFP cases with paralysis onset in 2012 & 2013 up to Week (08/13) / Ending on : (24/02/13)

COUNTRY	2012												2013												Latest line List Date				
	AFP									Specimen			Wild cases ****		AFP									Specimen			Wild cases ****		
	Total AFP cases onset 2012	Case classification					Non polio AFP rate **	AFP cases pending classification > 90 days from onset of paralysis	AFP cases pending classification and lab > 90 days from onset of paralysis	% with *** adequate specimens	Wild P1 Poliovirus	Wild P3 Poliovirus	Total AFP cases onset 2013	Case classification					Annualized Non polio AFP rate **	AFP cases pending classification > 90 days from onset of paralysis	AFP cases pending classification and lab > 90 days from onset of paralysis	% with *** adequate specimens	Wild P1 Poliovirus	Wild P3 Poliovirus					
		Total Confirmed Polio Cases *	Polio Compatible	Pending Classification	Discarded (non polio AFP)	VDPV								Total Confirmed Polio Cases *	Polio Compatible	Pending Classification	Discarded (non polio AFP)	VDPV											
Afghanistan	1829	37	7	12	1762	11§	10.3	6	0	92.3	37	0	252	1	0	115	135	1	9.6	0	0	97.6	1	0	24/02/2013				
Bahrain	19	0	0	6	13	0	7.0	0	0	94.7	0	0	1	0	0	1	0	0	2.4	0	0	100.0	0	0	24/02/2013				
Djibouti	6	0	0	1	5	0	2.0	1	0	66.7	0	0	0	0	0	0	0	0	0.0	0	0		0	0	18/02/2013				
Egypt	1022	0	0	5	1016	1	3.2	1	0	91.6	0	0	131	0	0	65	66	0	2.6	0	0	86.3	0	0	21/02/2013				
Iran	689	0	0	1	686	2	3.5	1	0	92.6	0	0	103	0	0	57	46	0	3.9	0	0	97.1	0	0	24/02/2013				
Iraq	467	0	0	31	436	0	3.2	22	17	89.7	0	0	46	0	0	24	22	0	2.1	0	0	87.0	0	0	15/02/2013				
Jordan	34	0	0	7	27	0	1.4	2	0	85.3	0	0	4	0	0	4	0	0	1.1	0	0	100.0	0	0	14/02/2013				
Kuwait	36	0	0	0	36	0	4.7	0	0	86.1	0	0	4	0	0	1	3	0	3.5	0	0	100.0	0	0	10/02/2013				
Lebanon	24	0	0	0	24	0	2.0	0	0	50.0	0	0	0	0	0	0	0	0	0.0	0	0		0	0	16/02/2013				
Libya	42	0	0	0	42	0	2.1	0	0	97.6	0	0	8	0	0	5	3	0	2.6	0	0	100.0	0	0	23/02/2013				
Morocco	81	0	0	6	75	0	0.8	4	0	81.5	0	0	5	0	0	5	0	0	0.3	0	0	40.0	0	0	01/02/2013				
Oman	31	0	0	0	31	0	3.9	0	0	100.0	0	0	3	0	0	1	2	0	2.5	0	0	66.7	0	0	24/02/2013				
Pakistan	4917	58	1	169	4673	16§	6.4	141	5	89.0	56#	3#	375	2	0	120	252	1	3.2	0	0	94.4	2	0	23/02/2013				
Palestine	21	0	0	2	19	0	1.2	0	0	95.2	0	0	1	0	0	1	0	0	0.4	0	0	100.0	0	0	10/02/2013				
Qatar	13	0	0	2	11	0	5.6	1	0	92.3	0	0	2	0	0	2	0	0	5.7	0	0	100.0	0	0	24/02/2013				
Saudi Arabia	227	0	0	13	214	0	2.6	0	0	96.0	0	0	32	0	0	32	0	0	2.4	0	0	96.9	0	0	24/02/2013				
Somalia	148	0	2	0	145	1	2.9	0	0	98.0	0	0	12	0	0	6	5	1	1.5	0	0	100.0	0	0	22/02/2013				
Sudan	384	0	0	0	383	1	2.5	0	0	96.6	0	0	44	0	0	18	26	0	1.8	0	0	100.0	0	0	24/02/2013				
South Sudan	325	0	0	10	314	1	3.9	8	1	94.5	0	0	27	0	0	16	11	0	2.2	0	0	88.9	0	0	22/02/2013				
Syria	109	0	0	0	109	0	1.1	0	0	84.4	0	0	11	0	0	7	4	0	0.7	0	0	72.7	0	0	21/02/2013				
Tunisia	61	0	0	0	61	0	2.4	0	0	78.7	0	0	4	0	0	2	2	0	1.0	0	0	100.0	0	0	22/02/2013				
U.A.E	40	0	0	0	40	0	4.0	0	0	100.0	0	0	7	0	0	5	2	0	4.6	0	0	100.0	0	0	24/02/2013				
Yemen	478	0	0	3	472	4	4.1	0	0	93.3	0	0	73	0	0	54	19	0	4.0	0	0	94.5	0	0	24/02/2013				
EMR	11003	95	10	268	10594	37	4.5	187	23	90.8	93	3	1145	3	0	541	598	3	3.1	0	0	94.0	3	0					
2011	11742	278	45	0	11395	24	4.8	0	0	90.0	276	2																	

\* Confirmed polio cases refer to wild isolation from AFP cases or from contacts of negative index AFP cases

\*\* Non-polio AFP per 100,000 children <15 years

\*\*\* Adequate here refers to two stool specimens collected at least 24 hours apart, within 14 days of paralysis onset

\*\*\*\* AFP cases co infected with P1 and P3 are counted separately as wild isolates

# In 2012, 1 AFP case in Pakistan had co infection P1 & P3 from 2 contacts P1 & P3

§ In 2012, 1 AFP case in Afghanistan and 2 cases in Pakistan were identified as VDPVs by contacts



Table 4: Investigation of contacts of AFP cases with paralysis onset in 2013 up to Week (08/13) / Ending on : (24/02/2013)

Country	No. of AFP cases	No. of eligible AFP cases for contact sampling*	% of eligible AFP cases with contact samplings	% of eligible AFP cases with 3+ contacts	Total number of Contacts* *	% of contacts under 5 years	% of contacts with specimens collected within 7 days of notification of index	% Contact specimens in lab within 3 days of collection	% Contact specimens positive for NPEV	% Contact specimens positive for Sabin like virus	No. of contacts positive for wild virus	% of wild polio virus isolation from contacts	No. of Contacts positive for VDPVs	No. of -ve index AFP cases identified positive by contact	No. of district identified infected from contacts
Afghanistan	252	6	50.0	50.0	45	95.6	77.8	0.0	0.0	23.5	0	0.0		0	0
Bahrain	1	0			0						0			0	0
Djibouti											0				0
Egypt	131	22	36.4	36.4	27	59.3	44.4	100.0	11.1	0.0	0	0.0		0	0
Iran	103	3	100.0	100.0	19	42.1	73.7	73.7	5.3	5.3	0	0.0		0	0
Iraq	46	6	50.0	33.3	13	46.2	0.0	100.0	0.0	0.0	0	0.0		0	0
Jordan	4	0			0						0			0	0
Kuwait	4	0			3	33.3	100.0	100.0	0.0	0.0	0	0.0		0	0
Lebanon											0				0
Libya	8	0			0						0			0	0
Morocco	5	3	0.0	0.0	0						0			0	0
Oman	3	1	0.0	0.0	4	75.0	0.0	100.0	0.0	25.0	0	0.0		0	0
Pakistan	375	21	81.0	76.2	57	89.5	70.2	81.3	6.3	8.3	0	0.0		0	0
Palestine	1	0			0						0			0	0
Qatar	2	0			0						0			0	0
Saudi Arabia	32	1	0.0	0.0	0						0			0	0
Somalia	12	0			36	88.9	100.0	28.6	9.5	0.0	0	0.0	1	0	0
Sudan	44	0			4	100.0	0.0				0			0	0
South Sudan	27	3	100.0	100.0	74	83.8	100.0	0.0	7.4	0.0	0	0.0		0	0
Syria	11	3	0.0	0.0	0						0			0	0
Tunisia	4	0			0						0			0	0
U.A.E.	7	0			0						0			0	0
Yemen	73	4	0.0	0.0	50	70.0	80.0	25.9	22.2	0.0	0	0.0		0	0
<b>Grand Total 2013</b>	<b>1145</b>	<b>73</b>	<b>50.7</b>	<b>47.9</b>	<b>332</b>	<b>78.6</b>	<b>76.5</b>	<b>46.6</b>	<b>7.8</b>	<b>6.8</b>	<b>0</b>	<b>0.0</b>	<b>1</b>	<b>0</b>	<b>0</b>
<b>Grand Total 2012</b>	<b>11003</b>	<b>1026</b>	<b>84.8</b>	<b>80.4</b>	<b>5722</b>	<b>82.9</b>	<b>70.6</b>	<b>45.2</b>	<b>18.4</b>	<b>3.3</b>	<b>10</b>	<b>0.2</b>	<b>10</b>	<b>7</b>	<b>4</b>

\* Eligible refers to AFP cases with inadequate stool specimens

\*\* Total number of contacts from eligible AFP cases and from other AFP cases as per with country criteria for contact sampling

Last wild contacts in EMRO, 01/01/2012- 24/02/2013

Year	Country	Count of wild contacts	Date of Most Recent stool collection
2012	Afghanistan	3	10/11/2012
	Pakistan	7	08/10/2012
<b>2012 Total</b>		<b>10</b>	<b>10/11/2012</b>



**Table 5: Laboratory investigation of AFP cases with paralysis onset in 2013 up to Week (08/13) / Ending on : (24/02/2013)**

Country	Polio laboratories  Sequencing performed by CDC and RIVM laboratories	AFP cases with specimens	Preliminary virus isolation results of AFP cases						Poliovirus intratypic differentiation results #										Indicators				Latest report Date					
			Referred for ITD		NPEV only	Negative	Pending		Type 1			Type 2			Type 3			Discordant pending sequence	NPEV by PCR	Non-EV	Pending ITD	% specimens positive for NPEV <sup>**</sup>		% AFP cases with culture results within 14 days	% AFP cases with ITD results within 7 days	% AFP cases with ITD results within 45 days of onset <sup>**</sup>		
			L20B+	L20B+/NPEV			received < / = 14 days	received > 14 days ago	Wild	Sabin	VDPV	Wild	Sabin	VDPV	Wild	Sabin	VDPV											
Afghanistan	RRL Pakistan	194	4		19	97	74				2													11%	100%	100%	100%	22/02/2013
Bahrain	PNL Oman	1					1																	0%	100%		100%	17/02/2013
Djibouti	NPL Kenya																											18/02/2013
Egypt***	RRL Egypt	109			7	64	38																	6%	97%		100%	24/02/2013
Iran	NPL Iran	69	3			44	6	16			1													1%	100%	100%	100%	09/02/2013
Iraq	RRL Egypt	48			7	23	18																	19%	100%		100%	23/02/2013
Jordan	RRL Tunisia	4				3		1																6%	100%			20/02/2013
Kuwait	RRL Kuwait	6				4	2																	7%	75%		100%	07/02/2013
Lebanon	RRL Egypt																											24/02/2013
Libya	RRL Tunisia	8				4	4																	0%	100%		100%	22/02/2013
Morocco	RRL Tunisia	9				6	3																	0%	100%		100%	22/02/2013
Oman	NPL Oman	2				2																		0%	100%		100%	17/02/2013
Pakistan	RRL Pakistan	379	17	1	27	214	120			2	9													9%	100%	100%	100%	22/02/2013
Palestine & UNRWA		1						1																				10/02/2013
Qatar	NPL Oman	1				1																		0%	100%		100%	17/02/2013
Saudi Arabia	NPL Oman	19				5	1	13																0%	100%			24/02/2013
Somalia	NPL Kenya	11	1			4	3	3			1													0%	0%		100%	22/02/2013
Sudan	RRL Egypt	39			7	21	11																	20%	100%			24/02/2013
South Sudan	NPL Kenya	19			1	4		14																20%	0%		100%	22/02/2013
Syria	RRL Tunisia	10				7	3																	0%	86%		100%	25/02/2013
Tunisia	RRL Tunisia	3				2	1																	0%	100%		100%	22/02/2013
U.A.E	NPL Oman	4				2	2																	0%	100%		100%	17/02/2013
Yemen	RRL Egypt	54	1		1	17	35									1								13%	100%	100%	100%	24/02/2013
<b>Total EMR 2013</b>		1169	35	5	83	670	307	70	3	15			4	2		14								9%	97%	100%	100%	
<b>Total EMR 2012</b>		10996	574	60	1993	8357	2	8	86	210			114	29	2	242	3		6	24	14	1		16%	94%	99%	97%	

\* Specimens from all sources including non-AFP cases, excluding environmental samples

\*\* This indicator reflects surveillance and laboratory activities

\*\*\* Environmental surveillance initiated in Egypt in September 2000 showed the following:

Year	2000	2001	2002	2003	2004	2005	2006	2007	2008	2009	2010	2011	2012	2013	Total
Negative	52	55	136	299	469	499	492	458	444	481	415	448	400	36	4684
Pending													9	31	40
Wild	2	75	26	12	13	2			2		1		2	135	
<b>Total</b>	54	130	162	311	482	501	492	458	446	481	416	448	411	67	4859

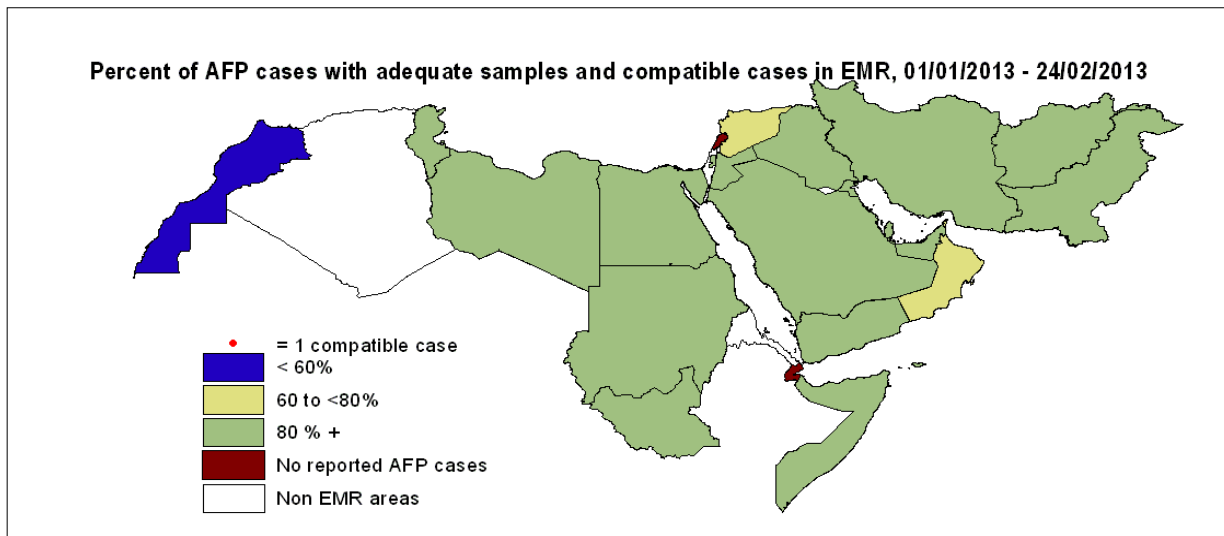
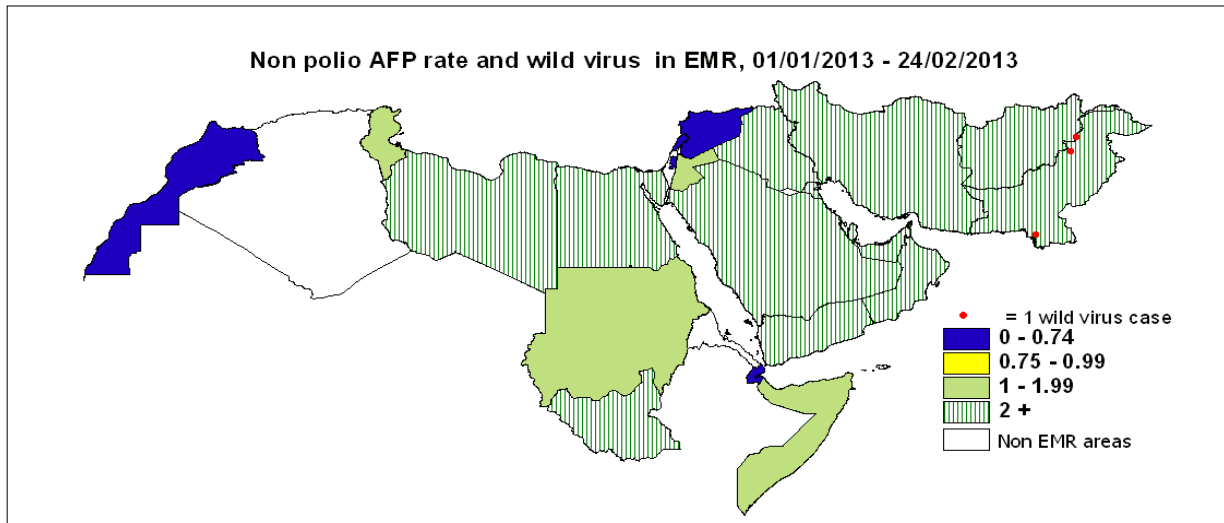
In 2008, out of 446 samples, 2 positive for wild virus in Giza governorate (Al Haram Site) genomic sequence data indicate importation from Ethiopia / South Sudan & Cairo governorate (Al Haggana 2) genomic sequence data indicate nearest importation from India. In 2010, 1 positive sample for wild virus in Aswan governorate (Aswan City) genomic sequence data indicate nearest importation from Sudan.

In 2012:

- 5 VDPVs were isolated, 2 P2 VDPVs in March and May 2012 in Cairo Governorate (Al Haggana) and P1 VDPV in April 2012 in Alexandria and 1 P2 VDPV in September 2012 in Giza (Moheet) and 1 P2 VDPV in November 2012 in Ismailia
- 2 WPV1 were isolated from 2 sites in Cairo Governorate (El Salam and Al Haggana), collected on 2 & 6 December 2012. Genetic sequencing shows close matching with a Pakistan environmental isolate from Sindh, Sukkur, Miani Pumping Station, collected on 5 Sept. 2012

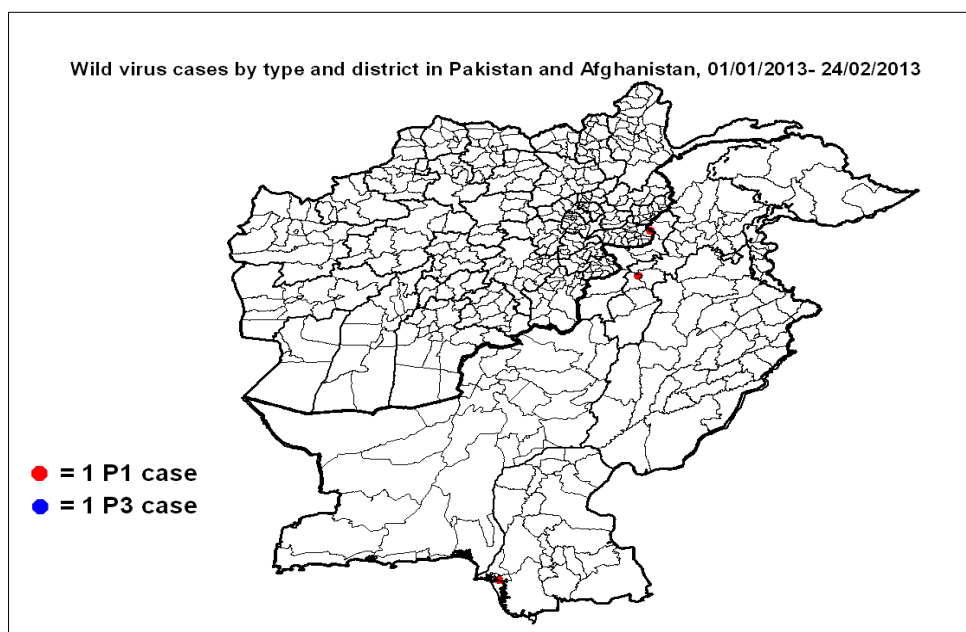
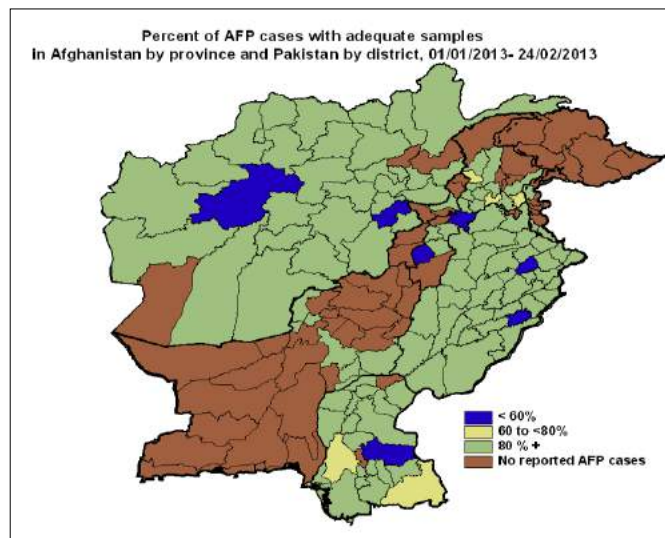
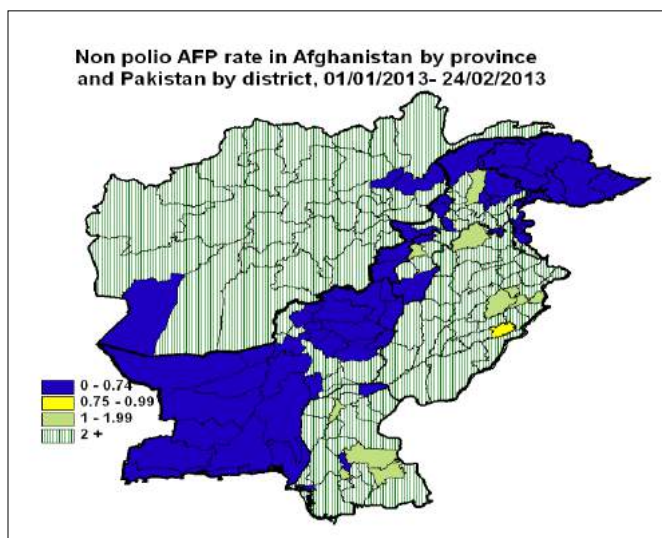
\*\*\*\*Environmental surveillance initiated in Pakistan in August 2009 showed the following:

Year	2009			2010				2011				2012				2013				2013																													
Status	KH. BALDIA TOWN	KH. GADAP TOWN	KH. GULSHAN-E-IGRAL TOWN LAHORE	KH. BALDIA TOWN	KH. GADAP TOWN	KH. GULSHAN-E-IGRAL TOWN LAHORE	FE SHAWAR	RAWALPINDI	GUETTA	MULTAN	KH. BALDIA TOWN	KH. GADAP TOWN	KH. GULSHAN-E-IGRAL TOWN LAHORE	FE SHAWAR	RAWALPINDI	GUETTA	MULTAN	KH. BALDIA TOWN	KH. GADAP TOWN	KH. GULSHAN-E-IGRAL TOWN LAHORE	FE SHAWAR	RAWALPINDI	GUETTA	MULTAN	HYDERABAD	FAISALABAD	KH. BALDIA TOWN	KH. GADAP TOWN	KH. GULSHAN-E-IGRAL TOWN LAHORE	FE SHAWAR	RAWALPINDI	GUETTA	MULTAN	SLUKUR	HYDERABAD	FAISALABAD													
																																					2009	2010	2011	2012	2013								
Negative	9	3	5	10	11	12	27	2	4	9	77	8	8	10	17	5	1	4	13	68	12	19	19	17	4	5	24	32	10	7	149	1	2	3	5	1	1	1	2	3	1	2	26						
Pending																																																	
Wild	1	8	7	2	6	20	12	6	12	5	9	9	7	4	28	14	19	19	11	20	21	13	17	4	19	20	7	4	4	7	6	1	88	1	1	4	1	1	1	2	1	1	2	1	1	1	1	5	
<b>Grand Total</b>	10	11	12	12	16	31	24	33	14	7	13	18	15	12	39	24	39	24	12	24	38	24	12	28	39	17	6	8	23	1	4	4	9	3	1	3	4	3	2	3	3	2	3	3	3	3	3		



**Wild polio cases by country and date of onset of paralysis in EMR, 2012-2013**

Year	COUNTRY	P1			P3			P1P3			Total Count	First Case	Last Case
		Count	First Case	Last Case	Count	First Case	Last Case	Count	First Case	Last Case			
2012	AFG	37	01/01/2012	20/12/2012							37	01/01/2012	20/12/2012
	PAK	55	01/01/2012	30/11/2012	2	19/02/2012	18/04/2012	1	04/01/2012	04/01/2012	58	01/01/2012	30/11/2012
2012 Total		92	01/01/2012	20/12/2012	2	19/02/2012	18/04/2012	1	04/01/2012	04/01/2012	95	01/01/2012	20/12/2012
2013	AFG	1	31/01/2013	31/01/2013							1	31/01/2013	31/01/2013
	PAK	2	14/01/2013	26/01/2013							2	14/01/2013	26/01/2013
2013 Total		3	14/01/2013	31/01/2013							3	14/01/2013	31/01/2013



#### Wild Polio cases by district and date of onset of paralysis, Afghanistan 2013

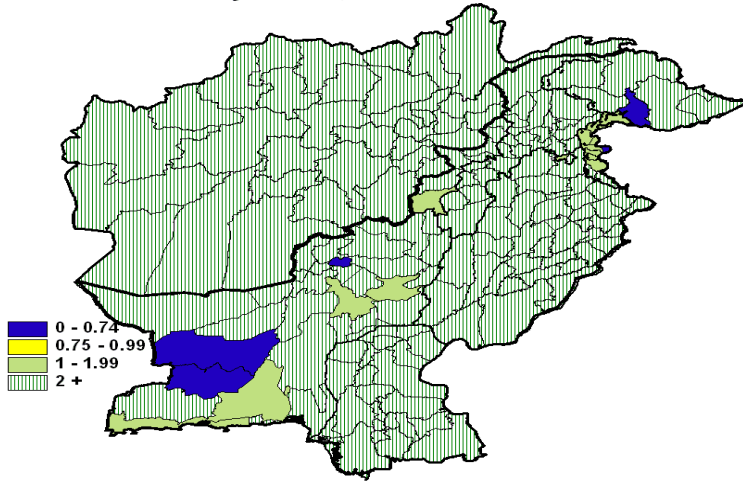
PROVINCE	DISTRICT	P1		
		Count	First case	Last case
NANGARHAR	LALPUR	1	31/01/2013	31/01/2013
Grand Total		1	31/01/2013	31/01/2013

#### Wild Polio cases by district and date of onset of paralysis, Pakistan 2013

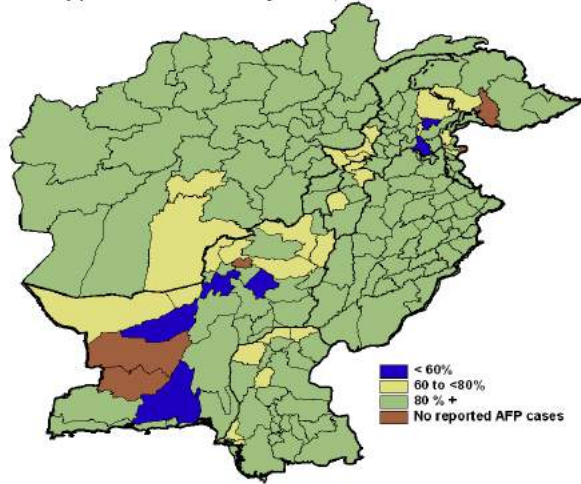
PROVINCE	DISTRICT	P1			Total Count	First case	Last case
		Count	First case	Last case			
KHYBER PAKHTOON	BANNU	1	26/01/2013	26/01/2013	1	26/01/2013	26/01/2013
SINDH	KHIBINQASIM	1	14/01/2013	14/01/2013	1	14/01/2013	14/01/2013
Grand Total		2	14/01/2013	26/01/2013	2	14/01/2013	26/01/2013



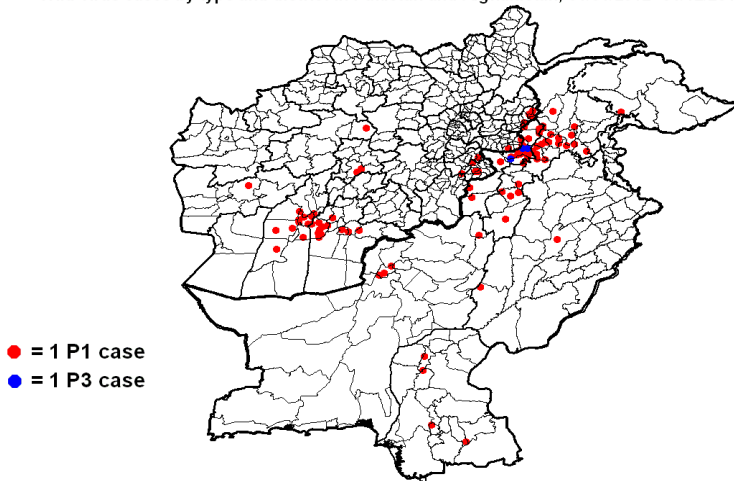
Non polio AFP rate in Afghanistan by province and Pakistan by district, 01/01/2012- 31/12/2012



Percent of AFP cases with adequate samples in Afghanistan by province and Pakistan by district, 01/01/2012- 31/12/2012



Wild virus cases by type and district in Pakistan and Afghanistan, 01/01/2012- 31/12/2012





## World Health Organization – Regional Office for Eastern Mediterranean

## AFP SURVEILLANCE

25-Feb-13

Week 08, ending 24 February 2013

Number 751

## Wild Polio cases by district and date of onset of paralysis, Afghanistan 2012

PROVINCE	DISTRICT	P1		
		Count	First case	Last case
NANGARHAR	LAL PUR	1	20/12/2012	20/12/2012
	ACHIN	1	20/12/2012	20/12/2012
KHOST	MANDO ZAYI	2	14/09/2012	25/11/2012
	MUSA KHEL	1	09/11/2012	09/11/2012
HILMAND	LASHKAR GAH	1	19/11/2012	19/11/2012
	NAHRI SARRAJ	6	03/05/2012	21/10/2012
	SANGIN	1	20/07/2012	20/07/2012
	REG (H)	1	28/06/2012	28/06/2012
	NAD ALI	2	01/01/2012	23/01/2012
KANDAHAR	KANDAHAR	2	15/01/2012	28/10/2012
	MAYWAND	7	18/05/2012	20/10/2012
	KHAKREZ	1	14/03/2012	14/03/2012
	ARGHISTAN	1	03/01/2012	03/01/2012
URUZGAN	GIZAB	2	17/09/2012	18/10/2012
PAKTYA	CHAMKANI	1	01/10/2012	01/10/2012
	JADRAN	1	15/02/2012	15/02/2012
KUNAR	MARAWARA	1	21/09/2012	21/09/2012
	BAR KUNAR	2	30/06/2012	21/07/2012
	NARI	1	01/07/2012	01/07/2012
GHOR	LAL WA SARJANGAL	1	31/08/2012	31/08/2012
FARAH	BALA BULUK	1	02/06/2012	02/06/2012
Grand Total		37	01/01/2012	20/12/2012

Maywand P1 case (AFG/08/12/216) was identified as wild by a positive contact with date of stool collection 08/09/2012  
 Lal Wa Sarjangal P1 case (AFG/03/12/216) was identified as wild by a positive contact with date of stool collection 09/09/2012  
 Maywand P1 case (AFG/08/12/289) was identified as wild by a positive contact with date of stool collection 10/11/2012

## Wild Polio cases by district and date of onset of paralysis, Pakistan 2012

PROVINCE	DISTRICT	P1			P3			P1P3			Total Count	First case	Last case
		Count	First case	Last case	Count	First case	Last case	Count	First case	Last case			
KHYBER PAKHTOON	LAKKIMRWT	3	16/01/2012	30/11/2012							3	16/01/2012	30/11/2012
	PESHAWAR	6	10/01/2012	20/11/2012							6	10/01/2012	20/11/2012
	MARDAN	4	21/07/2012	03/11/2012							4	21/07/2012	03/11/2012
	SWABI	3	22/08/2012	23/10/2012							3	22/08/2012	23/10/2012
	BUNIR	1	14/10/2012	14/10/2012							1	14/10/2012	14/10/2012
	TORGHAR	2	09/08/2012	26/09/2012							2	09/08/2012	26/09/2012
	DIRUPPER	1	14/09/2012	14/09/2012							1	14/09/2012	14/09/2012
	CHARSADA	2	12/07/2012	13/09/2012							2	12/07/2012	13/09/2012
	SHANGLA	1	25/08/2012	25/08/2012							1	25/08/2012	25/08/2012
	HARIPUR	1	20/08/2012	20/08/2012							1	20/08/2012	20/08/2012
	KARAK	1	10/08/2012	10/08/2012							1	10/08/2012	10/08/2012
	KOHAT	1	11/01/2012	11/01/2012							1	11/01/2012	11/01/2012
	DIKHAN	1	11/01/2012	11/01/2012							1	11/01/2012	11/01/2012
	FATA	MOHMAND	1	10/11/2012	10/11/2012							1	10/11/2012
KHYBER		8	06/01/2012	17/10/2012	2	19/02/2012	18/04/2012	1	04/01/2012	04/01/2012	11	04/01/2012	17/10/2012
BAJOUR		5	12/07/2012	09/10/2012							5	12/07/2012	09/10/2012
KURRAM		1	25/09/2012	25/09/2012							1	25/09/2012	25/09/2012
WAZIR-S		1	13/05/2012	13/05/2012							1	13/05/2012	13/05/2012
WAZIR-N		1	10/02/2012	10/02/2012							1	10/02/2012	10/02/2012
BALOCHISTAN	SHARANI	1	02/10/2012	02/10/2012							1	02/10/2012	02/10/2012
	QUETTA	3	01/01/2012	22/06/2012							3	01/01/2012	22/06/2012
SINDH	NFEROZ	1	09/09/2012	09/09/2012							1	09/09/2012	09/09/2012
	LARKANA	1	21/05/2012	21/05/2012							1	21/05/2012	21/05/2012
	HYDERABAD	1	27/01/2012	27/01/2012							1	27/01/2012	27/01/2012
	MIRPURKHAS	1	03/01/2012	03/01/2012							1	03/01/2012	03/01/2012
GILGIT BALTISTAN	DIAMIR	1	06/08/2012	06/08/2012							1	06/08/2012	06/08/2012
PUNJAB	RAJANPUR	1	21/05/2012	21/05/2012							1	21/05/2012	21/05/2012
	JHANG	1	20/01/2012	20/01/2012							1	20/01/2012	20/01/2012
Grand Total		55	01/01/2012	30/11/2012	2	19/02/2012	18/04/2012	1	04/01/2012	04/01/2012	58	01/01/2012	30/11/2012

Khyber P1 case (NW/34/12/005) was identified as wild by a positive contact with date of stool collection 30/01/2012  
 Khyber P1P3 case (NW/34/12/002) was identified as wild by positive contacts with date of stool collection 30/01/2012  
 Karak P1 case (NW/51/12/013) was identified as wild by a positive contact with date of stool collection 08/09/2012  
 Diamir P1 case (NA/31/12/004) was identified as wild by a positive contact with date of stool collection 06/09/2012