



World Health Organization – Regional Office for Eastern Mediterranean

AFP SURVEILLANCE

18-Feb-13

Week 07, ending 17 February 2013

Number 750

Table 1: Acute Flaccid Paralysis (AFP) cases by week of onset

Country	Reported AFP cases by week of onset - Week (07/13) / Ending on : (17/02/13)														
	Total AFP 2011	Total AFP 2012	Total AFP to date, 2013	W 48 02 Dec 12	W 49 09 Dec 12	W 50 16 Dec 12	W 51 23 Dec 12	W 52 30 Dec 12	W 01 06 Jan 13	W 02 13 Jan 13	W 03 20 Jan 13	W 04 27 Jan 13	W 05 03 Feb 13	W 06 10 Feb 13	W 07 17 Feb 13
Afghanistan	1830	1829	207	40	30	33	36	23	31	34	42	35	33	30	2
Bahrain	10	19	1	0	1	2	1	2	1	0	0	0	0	0	0
Djibouti	6	6	0	0	0	0	0								
Egypt	1023	1022	121	21	19	15	21	30	21	16	14	19	25	23	3
Iran	603	689	87	13	12	17	13	15	18	16	14	21	11	7	1
Iraq	530	467	46	14	5	13	5	5	11	15	7	8	4	4	
Jordan ****	30	34	4	0	0	2	2	1	0	2	0	2	0	0	
Kuwait	38	36	4	0	0	2	1	2	1	1	1	0	1	0	
Lebanon ****	22	24	0	0	1	0	0	0	0	0	0	0	0	0	
Libya	35	42	7	1	1	4	1	1	1	1	0	1	2	2	
Morocco	76	81	5	3	4	3	2	0	1	1	3	1	0	0	0
Oman	39	31	2	0	1	0	1	0	0	1	1	0	0	0	0
Pakistan	5762	4907	301	85	66	84	81	55	72	65	59	51	38	22	
Palestine ****	17	21	1	0	0	1	1	0	0	0	0	0	1	0	0
Qatar	6	13	1	0	0	0	0	1	0	1	0	0	0	0	0
Saudi Arabia	213	228	26	6	6	4	9	4	9	3	5	2	2	3	2
Somalia	172	148	11	2	3	3	3	3	1	2	2	3	2	1	
Sudan	362	384	38	5	9	5	6	9	9	6	3	2	14	4	0
South Sudan	341	324	19	8	4	2	0	2	2	7	4	5	1	0	
Syria ****	168	109	9	1	1	1	3	1	4	1	2	1	1	0	
Tunisia	47	61	2	2	0	0	0	1	2	0	0	0	0	0	0
U.A.E	25	40	5	0	0	0	0	1	0	1	1	1	0	2	
Yemen	386	478	62	7	5	14	12	8	13	12	15	10	6	8	1
Total EMR	11741	10993	959	208	168	205	198	164	197	185	173	162	141	106	9

No data = No report received

Table 2: Confirmed polio cases by month of onset

Country	Total year 2011	Total year 2012	17/02		Confirmed polio cases by month of onset											
			2012	2013	March 2012	April 2012	May 2012	June 2012	July 2012	August 2012	September 2012	October 2012	November 2012	December 2012	January 2013	February 2013
Afghanistan	80	37	5	0	1	0	4	3	4	2	7	6	3	2		
Bahrain	0	0	0	0	0	0	0	0	0	0	0	0	0	0		
Djibouti	0	0	0	0	0	0	0	0	0	0		0	0			
Egypt	0	0	0	0	0	0	0	0	0	0	0	0	0	0		
Iran	0	0	0	0	0	0	0	0	0	0	0	0		0		
Iraq	0	0	0	0	0	0	0	0	0	0	0	0	0			
Jordan ****	0	0	0	0	0	0	0	0	0	0	0	0	0	0		
Kuwait	0	0	0	0	0	0	0	0	0	0	0	0	0	0		
Lebanon ****	0	0	0	0	0	0	0	0	0	0	0	0	0	0	0	
Libya	0	0	0	0	0	0	0	0	0	0	0	0	0		0	
Morocco	0	0	0	0	0		0	0	0	0	0	0	0	0		
Oman	0	0	0	0	0	0	0	0	0	0	0	0	0	0	0	
Pakistan	198	58	12	2	1	1	6	2	5	9	8	8	4		2	
Palestine ****	0	0	0	0	0	0	0	0	0	0	0	0	0			
Qatar	0	0	0	0	0	0	0	0	0	0	0	0	0			
Saudi Arabia	0	0	0	0	0	0	0	0	0	0	0	0	0			
Somalia	0	0	0	0	0	0	0	0	0	0	0	0	0	0		
Sudan	0	0	0	0	0	0	0	0	0	0	0	0	0	0		
South Sudan	0	0	0	0	0	0	0	0	0	0	0			0		
Syria ****	0	0	0	0	0	0	0	0	0	0	0	0	0	0		
Tunisia	0	0	0	0	0	0	0	0	0	0	0	0	0	0	0	
U.A.E	0	0	0	0	0	0	0	0	0	0	0	0	0	0		
Yemen	0	0	0	0	0	0	0	0	0	0	0	0	0	0		
Total EMR	278	95	17	2	2	1	10	5	9	11	15	14	7	2	2	0

**** UNRWA cases are included with those of country of residence



Table 3: Investigation of AFP cases with paralysis onset in 2012 & 2013 up to Week (07/13) / Ending on : (17/02/13)

COUNTRY	2012												2013												Latest line List Date				
	AFP										Specimen		Wild cases ****		AFP											Specimen		Wild cases ****	
	Total AFP cases onset 2012	Case classification					Non polio AFP rate **	AFP cases pending classification > 90 days from onset of paralysis	AFP cases pending classification and lab > 90 days from onset of paralysis	% with *** adequate specimens	Wild P1 Poliovirus	Wild P3 Poliovirus	Total AFP cases onset 2013	Case classification					Annualized Non polio AFP rate **	AFP cases pending classification > 90 days from onset of paralysis	AFP cases pending classification and lab > 90 days from onset of paralysis	% with *** adequate specimens	Wild P1 Poliovirus	Wild P3 Poliovirus					
		Total Confirmed Polio Cases *	Polio Compatible	Pending Classification	Discarded (non polio AFP)	VDPV								Total Confirmed Polio Cases *	Polio Compatible	Pending Classification	Discarded (non polio AFP)	VDPV											
Afghanistan	1829	37	7	13	1761	11 §	10.3	6	0	92.3	37	0	207	0	0	98	108	1	9.0	0	0	97.6	0	0	17/02/2013				
Bahrain	19	0	0	6	13	0	7.0	0	0	94.7	0	0	1	0	0	1	0	0	2.8	0	0	100.0	0	0	17/02/2013				
Djibouti	6	0	0	3	3	0	2.0	3	1	66.7	0	0	0	0	0	0	0	0	0.0	0	0		0	0	23/12/2012				
Egypt	1022	0	0	9	1012	1	3.2	1	0	91.6	0	0	121	0	0	72	49	0	2.8	0	0	80.2	0	0	14/02/2013				
Iran	689	0	0	1	686	2	3.5	1	0	92.6	0	0	87	0	0	41	46	0	3.8	0	0	97.7	0	0	17/02/2013				
Iraq	467	0	0	31	436	0	3.2	21	17	89.7	0	0	46	0	0	24	22	0	2.4	0	0	87.0	0	0	15/02/2013				
Jordan	34	0	0	7	27	0	1.4	0	0	85.3	0	0	4	0	0	4	0	0	1.3	0	0	100.0	0	0	14/02/2013				
Kuwait	36	0	0	0	36	0	4.7	0	0	86.1	0	0	4	0	0	1	3	0	4.0	0	0	100.0	0	0	10/02/2013				
Lebanon	24	0	0	0	24	0	2.0	0	0	50.0	0	0	0	0	0	0	0	0	0.0	0	0		0	0	16/02/2013				
Libya	42	0	0	4	38	0	2.1	0	0	97.6	0	0	7	0	0	4	3	0	2.6	0	0	100.0	0	0	16/02/2013				
Morocco	81	0	0	6	75	0	0.8	4	0	81.5	0	0	5	0	0	5	0	0	0.4	0	0	40.0	0	0	01/02/2013				
Oman	31	0	0	0	31	0	3.9	0	0	100.0	0	0	2	0	0	0	2	0	1.9	0	0	100.0	0	0	17/02/2013				
Pakistan	4907	58	1	175	4657	16 §	6.3	143	4	89.0	56 #	3 #	301	2	0	122	177	0	3.0	0	0	95.0	2	0	16/02/2013				
Palestine	21	0	0	2	19	0	1.2	0	0	95.2	0	0	1	0	0	1	0	0	0.4	0	0	100.0	0	0	10/02/2013				
Qatar	13	0	0	2	11	0	5.6	1	0	92.3	0	0	1	0	0	1	0	0	3.3	0	0	100.0	0	0	17/02/2013				
Saudi Arabia	228	0	0	23	205	0	2.6	0	0	96.1	0	0	26	0	0	26	0	0	2.2	0	0	100.0	0	0	16/02/2013				
Somalia	148	0	2	0	145	1	2.9	0	0	98.0	0	0	11	0	0	6	5	0	1.6	0	0	100.0	0	0	15/02/2013				
Sudan	384	0	0	0	383	1	2.5	0	0	96.6	0	0	38	0	0	15	23	0	1.8	0	0	100.0	0	0	17/02/2013				
South Sudan	324	0	0	9	314	1	3.9	8	1	94.8	0	0	19	0	0	14	5	0	1.8	0	0	89.5	0	0	15/02/2013				
Syria	109	0	0	0	109	0	1.1	0	0	84.4	0	0	9	0	0	5	4	0	0.7	0	0	66.7	0	0	14/02/2013				
Tunisia	61	0	0	0	61	0	2.4	0	0	78.7	0	0	2	0	0	0	2	0	0.6	0	0	100.0	0	0	05/02/2013				
U.A.E	40	0	0	0	40	0	4.0	0	0	100.0	0	0	5	0	0	5	0	0	3.8	0	0	100.0	0	0	17/02/2013				
Yemen	478	0	0	3	472	4	4.1	0	0	93.3	0	0	62	0	0	43	19	0	4.0	0	0	95.2	0	0	17/02/2013				
EMR	10993	95	10	294	10558	37	4.5	188	23	90.8	93	3	959	2	0	488	468	1	3.0	0	0	93.4	2	0					
2011	11742	278	45	0	11395	24	4.8	0	0	90.0	276	2																	

* Confirmed polio cases refer to wild isolation from AFP cases or from contacts of negative index AFP cases

** Non-polio AFP per 100,000 children <15 years

*** Adequate here refers to two stool specimens collected at least 24 hours apart, within 14 days of paralysis onset

**** AFP cases co infected with P1 and P3 are counted separately as wild isolates

In 2012, 1 AFP case in Pakistan had co infection P1 & P3 from 2 contacts P1 & P3

§ In 2012, 1 AFP case in Afghanistan and 2 cases in Pakistan were identified as VDPVs by contacts



Table 4: Investigation of contacts of AFP cases with paralysis onset in 2013 up to Week (07/13) / Ending on : (17/02/2013)

Country	No. of AFP cases	No. of eligible AFP cases for contact sampling*	% of eligible AFP cases with contact samplings	% of eligible AFP cases with 3+ contacts	Total number of Contacts**	% of contacts under 5 years	% of contacts with specimens collected within 7 days of notification of index	% Contact specimens in lab within 3 days of collection	% Contact specimens positive for NPEV	% Contact specimens positive for Sabin like virus	No. of contacts positive for wild virus	% of wild polio virus isolation from contacts	No. of Contacts positive for VDPVs	No. of -ve index AFP cases identified positive by contact	No. of district identified infected from contacts
Afghanistan	207	5	40.0	40.0	40	95.0	75.0	0.0	0.0	23.5	0	0.0		0	0
Bahrain	1	0			0						0			0	0
Djibouti											0				0
Egypt	121	27	22.2	22.2	21	57.1	42.9	100.0	22.2	0.0	0	0.0		0	0
Iran	87	2	50.0	50.0	4	100.0	100.0	100.0	0.0	25.0	0	0.0		0	0
Iraq	46	6	50.0	33.3	13	46.2	0.0	100.0	0.0	0.0	0	0.0		0	0
Jordan	4	0			0						0			0	0
Kuwait	4	0			3	33.3	100.0	100.0	0.0	0.0	0	0.0		0	0
Lebanon											0				0
Libya	7	0			0						0			0	0
Morocco	5	3	0.0	0.0	0						0			0	0
Oman	2	0			4	75.0	0.0	100.0	0.0	25.0	0	0.0		0	0
Pakistan	301	15	80.0	73.3	45	88.9	55.6	81.8	9.1	12.1	0	0.0		0	0
Palestine	1	0			0						0			0	0
Qatar	1	0			0						0			0	0
Saudi Arabia	26	0			0						0			0	0
Somalia	11	0			30	93.3	100.0	40.0	13.3	6.7	0	0.0		0	0
Sudan	38	0			0						0			0	0
South Sudan	19	2	100.0	100.0	52	82.7	100.0	0.0	7.1	0.0	0	0.0		0	0
Syria	9	3	0.0	0.0	0						0			0	0
Tunisia	2	0			0						0			0	0
U.A.E.	5	0			0						0			0	0
Yemen	62	3	0.0	0.0	46	71.7	87.0	25.9	22.2	0.0	0	0.0		0	0
Grand Total 2013	959	66	39.4	36.4	258	80.6	74.8	43.9	9.5	10.1	0	0.0		0	0
Grand Total 2012	10993	1022	85.0	80.6	5725	82.9	70.4	45.2	18.5	3.3	10	0.2	9	7	4

* Eligible refers to AFP cases with inadequate stool specimens

** Total number of contacts from eligible AFP cases and from other AFP cases as per with country criteria for contact sampling

Last wild contacts in EMRO, 01/01/2012- 17/02/2013

Year	Country	Data	Date of Most Recent stool collection
		Count of wild contacts	
2012	Afghanistan	3	10/11/2012
	Pakistan	7	08/10/2012
2012 Total		10	10/11/2012



Table 5: Laboratory investigation of AFP cases with paralysis onset in 2013 up to Week (07/13) / Ending on : (17/02/2013)

Country	Polio laboratories Sequencing performed by CDC and RIVM laboratories	AFP cases with specimens	Preliminary virus isolation results of AFP cases						Poliovirus intratypic differentiation results #										Indicators				Latest report Date					
			Referred for ITD		NPEV only	Negative	Pending		Type 1			Type 2			Type 3			Discordant pending sequence	NPEV by PCR	Non-EV	Pending ITD	% specimens positive for NPEV*		% AFP cases with culture results within 14 days	% AFP cases with ITD results within 7 days	% AFP cases with ITD results within 45 days of onset**		
			L20B+	L20B+/NPEV			received < / = 14 days	received > 14 days ago	Wild	Sabin	VDPV	Wild	Sabin	VDPV	Wild	Sabin	VDPV											
Afghanistan	RRL Pakistan	194	4		19	97	74			2				1	1		1							11%	100%	100%	100%	16/02/2013
Bahrain	PRL Oman	1					1																	0%	100%		100%	17/02/2013
Djibouti	NPL Kenya																											23/12/2012
Egypt***	RRL Egypt	109			7	64	38																6%	97%		100%	17/02/2013	
Iran	NPL Iran	69	3			44	6	16		1													1%	100%	100%	100%	09/02/2013	
Iraq	RRL Egypt	48			7	23	18																19%	100%		100%	15/02/2013	
Jordan	RRL Tunisia	4				3		1															6%	100%			13/02/2013	
Kuwait	RRL Kuwait	6				4	2																7%	75%		100%	07/02/2013	
Lebanon	RRL Egypt																										17/02/2013	
Libya	RRL Tunisia	8				4	4																0%	100%		100%	15/02/2013	
Morocco	RRL Tunisia	9				6	3																0%	100%		100%	15/02/2013	
Oman	NPL Oman	2				2																	0%	100%		100%	17/02/2013	
Pakistan	RRL Pakistan	379	17	1	27	214	120		2	9							7		1				9%	100%	100%	100%	16/02/2013	
Palestine & UNRWA		1						1																			10/02/2013	
Qatar	NPL Oman	1				1																	0%	100%		100%	17/02/2013	
Saudi Arabia	NPL Oman	19				5	1	13															0%	100%			10/02/2013	
Somalia	NPL Kenya	11	1			4	3	3		1													0%	0%		100%	15/02/2013	
Sudan	RRL Egypt	39			7	21	11																20%	100%			17/02/2013	
South Sudan	NPL Kenya	19			1	4		14															20%	0%		100%	15/02/2013	
Syria	RRL Tunisia	10				7	3																0%	86%		100%	14/02/2013	
Tunisia	RRL Tunisia	3				2	1																0%	100%		100%	15/02/2013	
U.A.E	NPL Oman	4				2	2																0%	100%		100%	17/02/2013	
Yemen	RRL Egypt	54	1		1	17	35							1									13%	100%	100%	100%	17/02/2013	
Total EMR 2013		990	26	1	69	525	321	48	2	13				1	1		9		2		1		9%	98%	100%	100%		
Total EMR 2012		10995	574	60	1992	8353	4	10	86	210				114	29	2	242	3	6	24	14		16%	94%	99%	97%		

* Specimens from all sources including non-AFP cases, excluding environmental samples

** This indicator reflects surveillance and laboratory activities

*** Environmental surveillance initiated in Egypt in September 2000 showed the following:

Year	2000	2001	2002	2003	2004	2005	2006	2007	2008	2009	2010	2011	2012	2013	Total
Negative	52	55	136	299	469	499	492	458	444	481	415	448	400	35	4683
Pending													9	24	33
Wild	2	75	26	12	13	2		2		1		2		135	
Total	54	130	162	311	482	501	492	458	446	481	416	448	411	59	4851

In 2008, out of 446 samples, 2 positive for wild virus in Giza governorate (Al Haram Site) genomic sequence data indicate importation from Ethiopia / South Sudan & Cairo governorate (Al Haggana 2) genomic sequence data indicate nearest importation from India. In 2010, 1 positive sample for wild virus in Aswan governorate (Aswan City) genomic sequence data indicate nearest importation from Sudan.

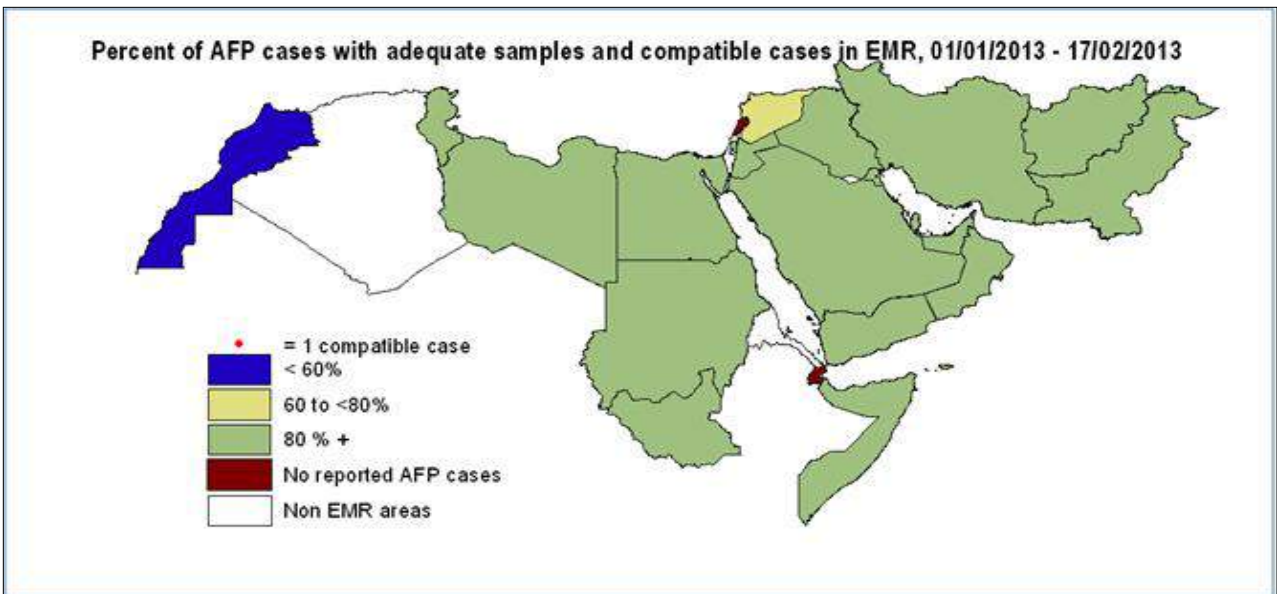
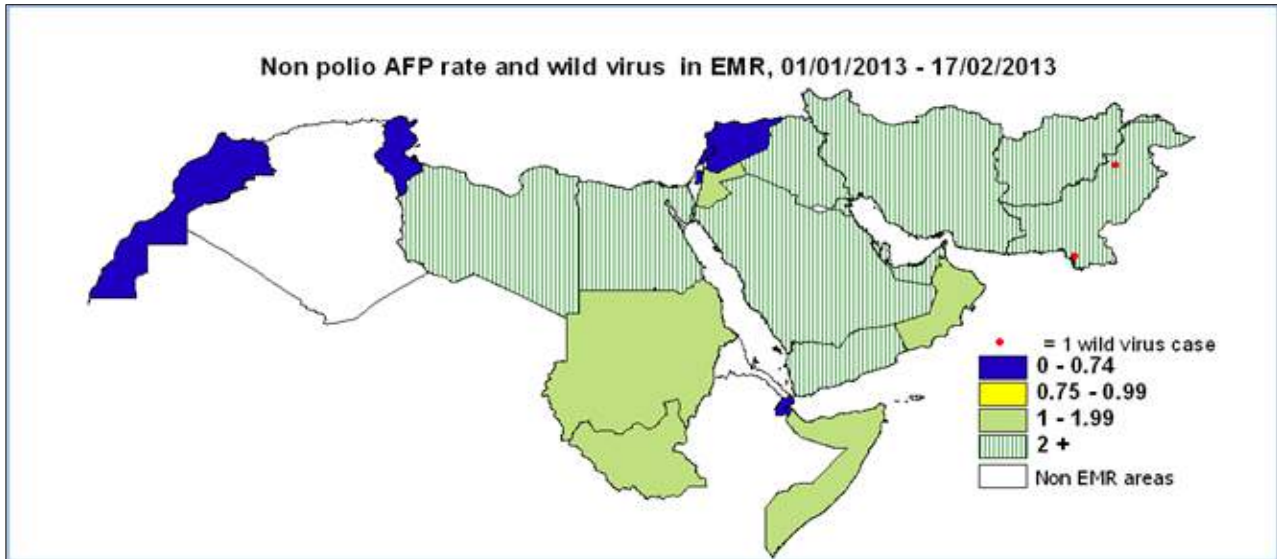
In 2012:

- 5 VDPVs were isolated, 2 P2 VDPVs in March and May 2012 in Cairo Governorate (Al Haggana) and P1 VDPV in April 2012 in Alexandria and 1 P2 VDPV in September 2012 in Giza (Moheet) and 1 P2 VDPV in November 2012 in Ismailia

- 2 WPV1 were isolated from 2 sites in Cairo Governorate (El Salam and Al Haggana), collected on 2 & 6 December 2012. Genetic sequencing shows close matching with a Pakistan environmental isolate from Sindh, Sukkur, Miani Pumping Station, collected on 5 Sept. 2012

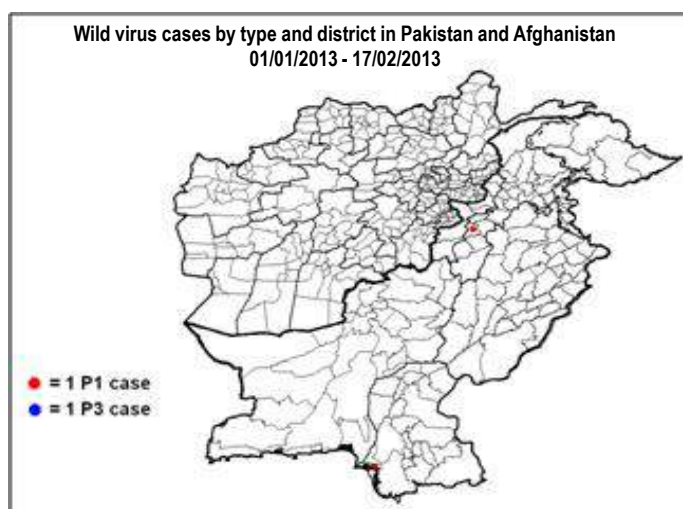
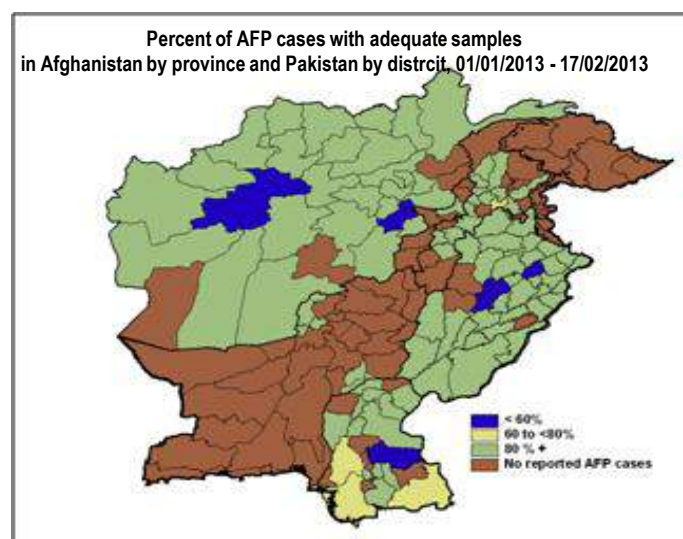
****Environmental surveillance initiated in Pakistan in August 2009 showed the following:

Year	2009			2010			2011			2012			2013																						
Status	Kh. Baldia Town	Kh. Gadap Town	Kh. Gulshane-Jobal Town	Kh. Baldia Town	Kh. Gadap Town	Kh. Gulshane-Jobal Town	Kh. Baldia Town	Kh. Gadap Town	Kh. Gulshane-Jobal Town	Kh. Baldia Town	Kh. Gadap Town	Kh. Gulshane-Jobal Town	Kh. Baldia Town	Kh. Gadap Town	Kh. Gulshane-Jobal Town																				
Negative	9	3	5	10	27	10	11	12	27	2	2	4	9	77	8	8	10	17	5	1	4	15	68	12	19	19	17	4	5	24	32	10	7	149	
Pending																																			
Wild	1	8	7	2	18	6	20	12	6	12	5	9	9	79	4	28	14	19	19	11	20	21	136	17	4	19	20	7	4	4	7	6	1	89	
Grand Total	10	11	12	12	45	16	31	24	33	14	7	13	18	156	12	36	24	36	24	12	24	36	204	12	36	23	36	24	12	28	36	17	6	8	238



Wild polio cases by country and date of onset of paralysis in EMR, 2012-2013

Year	COUNTRY	P1			P3			P1P3			Total Count	First Case	Last Case
		Count	First Case	Last Case	Count	First Case	Last Case	Count	First Case	Last Case			
2012	AFG	37	01/01/2012	20/12/2012							37	01/01/2012	20/12/2012
	PAK	55	01/01/2012	30/11/2012	2	19/02/2012	18/04/2012	1	04/01/2012	04/01/2012	58	01/01/2012	30/11/2012
2012 Total		92	01/01/2012	20/12/2012	2	19/02/2012	18/04/2012	1	04/01/2012	04/01/2012	95	01/01/2012	20/12/2012
2013	PAK	2	14/01/2013	26/01/2013							2	14/01/2013	26/01/2013
2013 Total		2	14/01/2013	26/01/2013							2	14/01/2013	26/01/2013



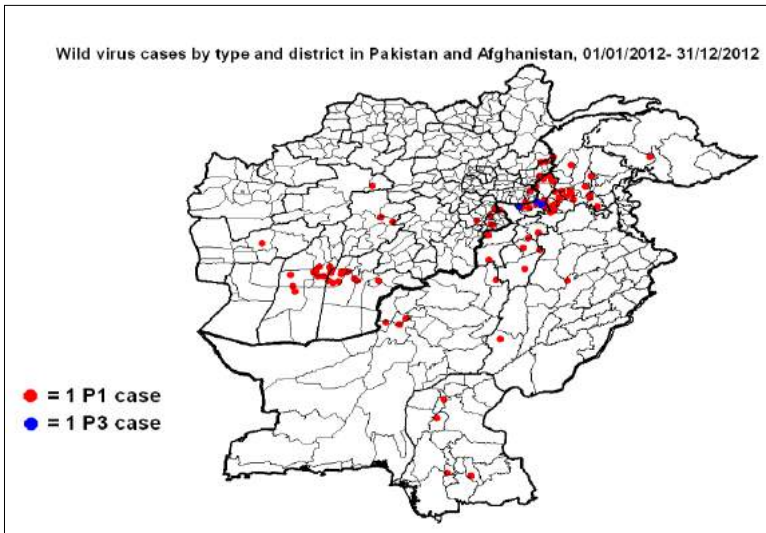
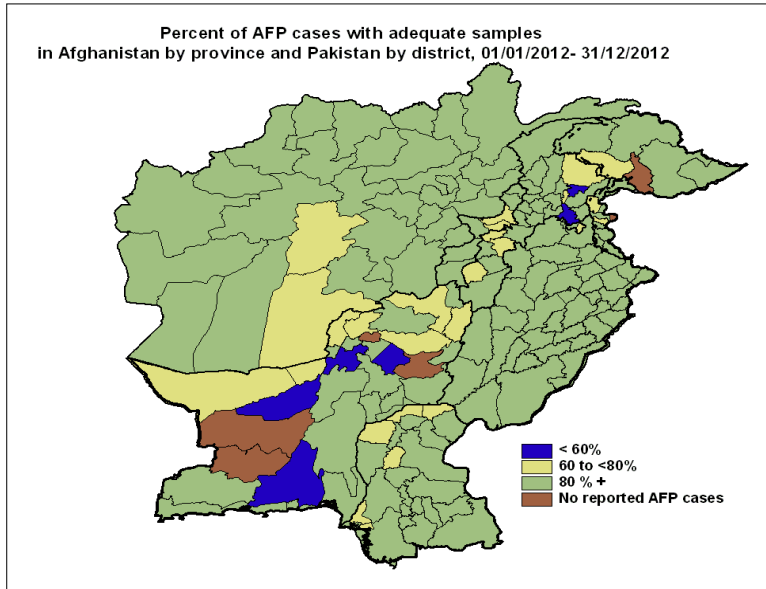
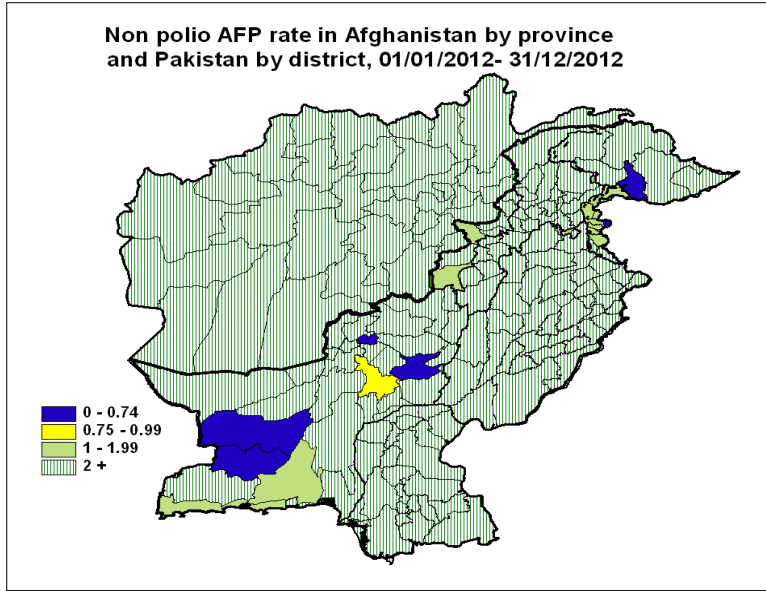
Wild Polio cases by district and date of onset of paralysis, Pakistan 2013

PROVINCE	DISTRICT	P1			Total Count	First case	Last case
		Count	First case	Last case			
KHYBER PAKHTOON	BANNU	1	26/01/2013	26/01/2013	1	26/01/2013	26/01/2013
SINDH	KHIBINQASIM	1	14/01/2013	14/01/2013	1	14/01/2013	14/01/2013
Grand Total		2	14/01/2013	26/01/2013	2	14/01/2013	26/01/2013



World Health Organization – Regional Office for Eastern Mediterranean
AFP SURVEILLANCE
Week 07, ending 17 February 2013

18-Feb-13
Number 750





World Health Organization – Regional Office for Eastern Mediterranean

AFP SURVEILLANCE

18-Feb-13

Week 07, ending 17 February 2013

Number 750

Wild Polio cases by district and date of onset of paralysis, Afghanistan 2012

PROVINCE	DISTRICT	P1		
		Count	First case	Last case
NANGARHAR	LAL PUR	1	20/12/2012	20/12/2012
	ACHIN	1	20/12/2012	20/12/2012
KHOST	MANDO ZAYI	2	14/09/2012	25/11/2012
	MUSA KHEL	1	09/11/2012	09/11/2012
HILMAND	LASHKAR GAH	1	19/11/2012	19/11/2012
	NAHRI SARRAJ	6	03/05/2012	21/10/2012
	SANGIN	1	20/07/2012	20/07/2012
	REG (H)	1	28/06/2012	28/06/2012
	NAD ALI	2	01/01/2012	23/01/2012
KANDAHAR	KANDAHAR	2	15/01/2012	28/10/2012
	MAYWAND	7	18/05/2012	20/10/2012
	KHAKREZ	1	14/03/2012	14/03/2012
	ARGHISTAN	1	03/01/2012	03/01/2012
URUZGAN	GIZAB	2	17/09/2012	18/10/2012
PAKTYA	CHAMKANI	1	01/10/2012	01/10/2012
	JADRAN	1	15/02/2012	15/02/2012
KUNAR	MARAWARA	1	21/09/2012	21/09/2012
	BAR KUNAR	2	30/06/2012	21/07/2012
	NARI	1	01/07/2012	01/07/2012
GHOR	LAL WA SARJANGAL	1	31/08/2012	31/08/2012
FARAH	BALA BULUK	1	02/06/2012	02/06/2012
Grand Total		37	01/01/2012	20/12/2012

Maywand P1 case (AFG/08/12/216) was identified as wild by a positive contact with date of stool collection 08/09/2012
 Lal Wa Sarjangal P1 case (AFG/03/12/216) was identified as wild by a positive contact with date of stool collection 09/09/2012
 Maywand P1 case (AFG/08/12/289) was identified as wild by a positive contact with date of stool collection 10/11/2012

Wild Polio cases by district and date of onset of paralysis, Pakistan 2012

PROVINCE	DISTRICT	P1			P3			P1P3			Total Count	First case	Last case
		Count	First case	Last case	Count	First case	Last case	Count	First case	Last case			
KHYBER PAKHTOON	LAKKIMRWT	3	16/01/2012	30/11/2012							3	16/01/2012	30/11/2012
	PESHAWAR	6	10/01/2012	20/11/2012							6	10/01/2012	20/11/2012
	MARDAN	4	21/07/2012	03/11/2012							4	21/07/2012	03/11/2012
	SWABI	3	22/08/2012	23/10/2012							3	22/08/2012	23/10/2012
	BUNIR	1	14/10/2012	14/10/2012							1	14/10/2012	14/10/2012
	TORGHAR	2	09/08/2012	26/09/2012							2	09/08/2012	26/09/2012
	DIRUPPER	1	14/09/2012	14/09/2012							1	14/09/2012	14/09/2012
	CHARSADA	2	12/07/2012	13/09/2012							2	12/07/2012	13/09/2012
	SHANGLA	1	25/08/2012	25/08/2012							1	25/08/2012	25/08/2012
	HARIPUR	1	20/08/2012	20/08/2012							1	20/08/2012	20/08/2012
	KARAK	1	10/08/2012	10/08/2012							1	10/08/2012	10/08/2012
	KOHAT	1	11/01/2012	11/01/2012							1	11/01/2012	11/01/2012
	DIKHAN	1	11/01/2012	11/01/2012							1	11/01/2012	11/01/2012
	FATA	MOHMAND	1	10/11/2012	10/11/2012							1	10/11/2012
KHYBER		8	06/01/2012	17/10/2012	2	19/02/2012	18/04/2012	1	04/01/2012	04/01/2012	11	04/01/2012	17/10/2012
BAJOUR		5	12/07/2012	09/10/2012							5	12/07/2012	09/10/2012
KURRAM		1	25/09/2012	25/09/2012							1	25/09/2012	25/09/2012
WAZIR-S		1	13/05/2012	13/05/2012							1	13/05/2012	13/05/2012
WAZIR-N		1	10/02/2012	10/02/2012							1	10/02/2012	10/02/2012
BALOCHISTAN	SHARANI	1	02/10/2012	02/10/2012							1	02/10/2012	02/10/2012
	QUETTA	3	01/01/2012	22/06/2012							3	01/01/2012	22/06/2012
SINDH	NFEROZ	1	09/09/2012	09/09/2012							1	09/09/2012	09/09/2012
	LARKANA	1	21/05/2012	21/05/2012							1	21/05/2012	21/05/2012
	HYDERABAD	1	27/01/2012	27/01/2012							1	27/01/2012	27/01/2012
	MIRPURKHAS	1	03/01/2012	03/01/2012							1	03/01/2012	03/01/2012
GILGIT BALTISTAN	DIAMIR	1	06/08/2012	06/08/2012							1	06/08/2012	06/08/2012
PUNJAB	RAJANPUR	1	21/05/2012	21/05/2012							1	21/05/2012	21/05/2012
	JHANG	1	20/01/2012	20/01/2012							1	20/01/2012	20/01/2012
Grand Total		55	01/01/2012	30/11/2012	2	19/02/2012	18/04/2012	1	04/01/2012	04/01/2012	58	01/01/2012	30/11/2012

Khyber P1 case (NW/34/12/005) was identified as wild by a positive contact with date of stool collection 30/01/2012
 Khyber P1P3 case (NW/34/12/002) was identified as wild by positive contacts with date of stool collection 30/01/2012
 Karak P1 case (NW/51/12/013) was identified as wild by a positive contact with date of stool collection 08/09/2012
 Diamir P1 case (NA/31/12/004) was identified as wild by a positive contact with date of stool collection 06/09/2012