



World Health Organization – Regional Office for Eastern Mediterranean

AFP SURVEILLANCE

11-Feb-13

Week 06, ending 10 February 2013

Number 749

Table 1: Acute Flaccid Paralysis (AFP) cases by week of onset

Country	Reported AFP cases by week of onset - Week (06/13) / Ending on : (10/02/13)														
	Total AFP 2011	Total AFP 2012	Total AFP to date, 2013	W 47 25 Nov 12	W 48 02 Dec 12	W 49 09 Dec 12	W 50 16 Dec 12	W 51 23 Dec 12	W 52 30 Dec 12	W 01 06 Jan 13	W 02 13 Jan 13	W 03 20 Jan 13	W 04 27 Jan 13	W 05 03 Feb 13	W 06 10 Feb 13
Afghanistan	1831	1829	170	23	40	30	33	36	23	31	33	42	35	23	6
Bahrain	10	19	1	0	0	1	2	1	2	1	0	0	0	0	0
Djibouti	6	6	0	0	0	0	0	0							
Egypt	1023	1022	94	19	21	19	15	21	30	21	16	14	19	21	3
Iran	603	689	72	13	13	12	17	13	15	18	16	14	19	5	1
Iraq	530	467	37	11	14	5	13	5	5	11	15	6	7	1	
Jordan ****	30	34	2	2	0	0	2	2	1	0	2	0	0		
Kuwait	38	36	4	1	0	0	2	1	2	1	1	1	0	1	0
Lebanon ****	22	24	0	1	0	1	0	0	0	0	0	0	0	0	
Libya	35	42	3	2	1	1	4	1	1	1	1	0	1		
Morocco	76	81	5	3	3	4	3	2	0	1	1	3	1		
Oman	39	31	2	0	0	1	0	1	0	0	1	1	0	0	0
Pakistan	5762	4887	210	80	84	65	83	80	55	68	57	53	34	4	
Palestine ****	17	21	1	0	0	0	1	1	0	0	0	0	0	1	0
Qatar	6	13	1	0	0	0	0	0	1	0	1	0	0	0	
Saudi Arabia	213	228	20	3	6	6	4	9	4	9	3	5	2	1	0
Somalia	172	148	8	2	2	3	3	3	3	1	2	2	2	1	
Sudan	362	384	28	3	5	9	5	6	9	9	6	3	2	8	0
South Sudan	341	318	16	11	8	4	2	0	2	2	6	4	3	1	
Syria ****	168	109	9	1	1	1	1	3	1	4	1	2	1	1	
Tunisia	47	61	2	0	2	0	0	0	1	2	0	0	0	0	
U.A.E	25	40	3	1	0	0	0	0	1	0	1	1	1	0	0
Yemen	386	478	51	7	7	5	14	12	8	13	12	15	9	5	0
Total EMR	11742	10967	739	183	207	167	204	197	164	193	175	166	136	73	10

No data = No report received

Table 2: Confirmed polio cases by month of onset

Country	Total year 2011	Total year 2012	10/02		Confirmed polio cases by month of onset											
			2012	2013	March 2012	April 2012	May 2012	June 2012	July 2012	August 2012	September 2012	October 2012	November 2012	December 2012	January 2013	February 2013
Afghanistan	80	37	4	0	1	0	4	3	4	2	7	6	3	2		
Bahrain	0	0	0	0	0	0	0	0	0	0	0	0	0			
Djibouti	0	0	0	0	0	0	0	0	0	0		0	0			
Egypt	0	0	0	0	0	0	0	0	0	0	0	0	0	0		
Iran	0	0	0	0	0	0	0	0	0	0	0	0		0		
Iraq	0	0	0	0	0	0	0	0	0	0	0	0	0			
Jordan ****	0	0	0	0	0	0	0	0	0	0	0	0	0	0		
Kuwait	0	0	0	0	0	0	0	0	0	0	0	0	0	0		
Lebanon ****	0	0	0	0	0	0	0	0	0	0	0	0	0	0	0	
Libya	0	0	0	0	0	0	0	0	0	0	0	0	0			
Morocco	0	0	0	0	0	0	0	0	0	0	0	0	0	0		
Oman	0	0	0	0	0	0	0	0	0	0	0	0	0	0	0	
Pakistan	198	58	12	2	1	1	6	2	5	9	8	8	4	0	2	
Palestine ****	0	0	0	0	0	0	0	0	0	0	0	0	0			
Qatar	0	0	0	0	0	0	0	0	0	0	0	0	0			
Saudi Arabia	0	0	0	0	0	0	0	0	0	0	0	0	0			
Somalia	0	0	0	0	0	0	0	0	0	0	0	0	0	0		
Sudan	0	0	0	0	0	0	0	0	0	0	0	0	0			
South Sudan	0	0	0	0	0	0	0	0	0	0	0	0	0	0		
Syria ****	0	0	0	0	0	0	0	0	0	0	0	0	0	0		
Tunisia	0	0	0	0	0	0	0	0	0	0	0	0	0	0	0	
U.A.E	0	0	0	0	0	0	0	0	0	0	0	0	0	0		
Yemen	0	0	0	0	0	0	0	0	0	0	0	0	0			
Total EMR	278	95	16	2	2	1	10	5	9	11	15	14	7	2	2	0

**** UNRWA cases are included with those of country of residence



Table 3: Investigation of AFP cases with paralysis onset in 2012 & 2013 up to Week (06/13) / Ending on : (10/02/13)

COUNTRY	2012												2013												Latest line List Date				
	AFP										Specimen		Wild cases ****		AFP											Specimen		Wild cases ****	
	Total AFP cases onset 2012	Case classification					Non polio AFP rate **	AFP cases pending classification > 90 days from onset of paralysis	AFP cases pending classification and lab > 90 days from onset of paralysis	% with *** adequate specimens	Wild P1 Poliovirus	Wild P3 Poliovirus	Total AFP cases onset 2013	Case classification					Annualized Non polio AFP rate **	AFP cases pending classification > 90 days from onset of paralysis	AFP cases pending classification and lab > 90 days from onset of paralysis	% with *** adequate specimens	Wild P1 Poliovirus	Wild P3 Poliovirus					
		Total Confirmed Polio Cases *	Polio Compatible	Pending Classification	Discarded (non polio AFP)	VDPV								Total Confirmed Polio Cases *	Polio Compatible	Pending Classification	Discarded (non polio AFP)	VDPV											
Afghanistan	1829	37	7	15	1761	9 §	10.3	4	0	92.3	37	0	170	0	0	100	70	0	8.7	0	0	97.1	0	0	10/02/2013				
Bahrain	19	0	0	6	13	0	7.0	0	0	94.7	0	0	1	0	0	1	0	0	3.3	0	0	100.0	0	0	11/02/2013				
Djibouti	6	0	0	3	3	0	2.0	3	1	66.7	0	0	0	0	0	0	0	0	0.0	0	0		0	0	23/12/2012				
Egypt	1022	0	0	11	1010	1	3.2	1	0	91.6	0	0	94	0	0	58	36	0	2.6	0	0	72.3	0	0	07/02/2013				
Iran	689	0	0	1	687	2	3.5	0	0	92.6	0	0	72	0	0	35	37	0	3.7	0	0	97.2	0	0	09/02/2013				
Iraq	467	0	0	31	436	0	3.2	21	17	89.7	0	0	37	0	0	20	17	0	2.3	0	0	83.8	0	0	08/02/2013				
Jordan	34	0	0	7	27	0	1.4	0	0	85.3	0	0	2	0	0	2	0	0	0.7	0	0	100.0	0	0	27/01/2013				
Kuwait	36	0	0	0	36	0	4.7	0	0	86.1	0	0	4	0	0	1	3	0	4.7	0	0	100.0	0	0	10/02/2013				
Lebanon	24	0	0	0	24	0	2.0	0	0	50.0	0	0	0	0	0	0	0	0	0.0	0	0		0	0	08/02/2013				
Libya	42	0	0	4	38	0	2.1	0	0	97.6	0	0	3	0	0	1	2	0	1.3	0	0	100.0	0	0	02/02/2013				
Morocco	81	0	0	6	75	0	0.8	2	0	81.5	0	0	5	0	0	5	0	0	0.4	0	0	40.0	0	0	01/02/2013				
Oman	31	0	0	0	31	0	3.9	0	0	100.0	0	0	2	0	0	0	2	0	2.3	0	0	100.0	0	0	10/02/2013				
Pakistan	4887	58	1	173	4639	16 §	6.3	131	2	89.1	56 #	3 #	210	2	0	80	128	0	2.4	0	0	95.7	2	0	08/02/2013				
Palestine	21	0	0	2	19	0	1.2	0	0	95.2	0	0	1	0	0	1	0	0	0.5	0	0	100.0	0	0	10/02/2013				
Qatar	13	0	0	2	11	0	5.6	1	0	92.3	0	0	1	0	0	1	0	0	3.8	0	0	100.0	0	0	03/02/2013				
Saudi Arabia	228	0	0	24	204	0	2.6	0	0	96.1	0	0	20	0	0	20	0	0	2.0	0	0	100.0	0	0	10/02/2013				
Somalia	148	0	2	0	145	1	2.9	0	0	98.0	0	0	8	0	0	4	4	0	1.3	0	0	100.0	0	0	08/02/2013				
Sudan	384	0	0	1	382	1	2.5	1	0	96.6	0	0	28	0	0	14	14	0	1.6	0	0	100.0	0	0	10/02/2013				
South Sudan	318	0	0	9	308	1	3.9	7	0	94.7	0	0	16	0	0	12	4	0	1.7	0	0	87.5	0	0	09/02/2013				
Syria	109	0	0	2	107	0	1.1	0	0	84.4	0	0	9	0	0	5	4	0	0.8	0	0	66.7	0	0	06/02/2013				
Tunisia	61	0	0	0	61	0	2.4	0	0	78.7	0	0	2	0	0	0	2	0	0.7	0	0	100.0	0	0	05/02/2013				
U.A.E	40	0	0	0	40	0	4.0	0	0	100.0	0	0	3	0	0	3	0	0	2.6	0	0	100.0	0	0	10/02/2013				
Yemen	478	0	0	18	457	4	4.1	0	0	93.3	0	0	51	0	0	32	19	0	3.9	0	0	96.1	0	0	10/02/2013				
EMR	10967	95	10	315	10514	35	4.5	171	20	90.8	93	3	739	2	0	395	342	0	2.7	0	0	92.2	2	0					
2011	11742	278	45	0	11395	24	4.8	0	0	90.0	276	2																	

* Confirmed polio cases refer to wild isolation from AFP cases or from contacts of negative index AFP cases

** Non-polio AFP per 100,000 children <15 years

*** Adequate here refers to two stool specimens collected at least 24 hours apart, within 14 days of paralysis onset

**** AFP cases co infected with P1 and P3 are counted separately as wild isolates

In 2012, 1 AFP case in Pakistan had co infection P1 & P3 from 2 contacts P1 & P3

§ In 2012, 1 AFP case in Afghanistan and 2 cases in Pakistan were identified as VDPVs by contacts



Table 4: Investigation of contacts of AFP cases with paralysis onset in 2013 up to Week (06/13) / Ending on : (10/02/2013)

Country	No. of AFP cases	No. of eligible AFP cases for contact sampling*	% of eligible AFP cases with contact samplings	% of eligible AFP cases with 3+ contacts	Total number of Contacts**	% of contacts under 5 years	% of contacts with specimens collected within 7 days of notification of index	% Contact specimens in lab within 3 days of collection	% Contact specimens positive for NPEV	% Contact specimens positive for Sabin like virus	No. of contacts positive for wild virus	% of wild polio virus isolation from contacts	No. of Contacts positive for VDPVs	No. of -ve index AFP cases identified positive by contact	No. of district identified infected from contacts
Afghanistan	170	5	60.0	60.0	33	97.0	69.7	0.0	0.0	17.6	0	0.0		0	0
Bahrain	1	0			0						0			0	0
Djibouti											0				0
Egypt	94	28	17.9	17.9	18	55.6	33.3	100.0	66.7	0.0	0	0.0		0	0
Iran	72	2	50.0	50.0	4	100.0	100.0	100.0	0.0	25.0	0	0.0		0	0
Iraq	37	6	16.7	0.0	5	60.0	0.0	100.0	0.0	0.0	0	0.0		0	0
Jordan	2	0			0						0			0	0
Kuwait	4	0			3	33.3	100.0	100.0	0.0	0.0	0	0.0		0	0
Lebanon											0				0
Libya	3	0			0						0			0	0
Morocco	5	3	0.0	0.0	0						0			0	0
Oman	2	0			4	75.0	0.0	100.0	0.0	25.0	0	0.0		0	0
Pakistan	210	9	77.8	77.8	28	85.7	39.3	100.0	0.0	20.0	0	0.0		0	0
Palestine	1	0			0						0			0	0
Qatar	1	0			0						0			0	0
Saudi Arabia	20	0			0						0			0	0
Somalia	8	0			24	95.8	100.0	54.5	18.2	0.0	0	0.0		0	0
Sudan	28	0			0						0			0	0
South Sudan	16	2	100.0	100.0	44	79.5	100.0	0.0	8.3	0.0	0	0.0		0	0
Syria	9	3	0.0	0.0	0						0			0	0
Tunisia	2	0			0						0			0	0
U.A.E.	3	0			0						0			0	0
Yemen	51	2	0.0	0.0	46	71.7	87.0	25.9	22.2	0.0	0	0.0		0	0
Grand Total 2013	739	60	31.7	30.0	209	80.4	74.2	39.3	12.4	6.7	0	0.0		0	0
Grand Total 2012	10967	1018	85.1	80.7	5712	83.0	70.5	45.7	18.5	3.3	10	0.2	6	7	4

* Eligible refers to AFP cases with inadequate stool specimens

** Total number of contacts from eligible AFP cases and from other AFP cases as per with country criteria for contact sampling

Last wild contacts in EMRO, 01/01/2012- 10/02/2013

Year	Country	Data	Date of Most Recent stool collection
		Count of wild contacts	
2012	Afghanistan	3	10/11/2012
	Pakistan	7	08/10/2012
2012 Total		10	10/11/2012



Table 5: Laboratory investigation of AFP cases with paralysis onset in 2013 up to Week (06/13) / Ending on : (10/02/2013)

Country	Polio laboratories Sequencing performed by CDC and RIVM laboratories	AFP cases with specimens	Preliminary virus isolation results of AFP cases						Poliovirus intratypic differentiation results #										Indicators				Latest report Date			
			Referred for ITD		NPEV only	Negative	Pending		Type 1			Type 2			Type 3			Discordant pending sequence	NPEV by PCR	Non-EV	Pending ITD	% specimens positive for NPEV*		% AFP cases with culture results within 14 days	% AFP cases with ITD results within 7 days	% AFP cases with ITD results within 45 days of onset**
			L20B+	L20B+/NPEV			received < / = 14 days	received > 14 days ago	Wild	Sabin	VDPV	Wild	Sabin	VDPV	Wild	Sabin	VDPV									
Afghanistan	RRL Pakistan	156	2		10	64	80			1					1							9%	100%	100%	100%	08/02/2013
Bahrain	PNL Oman	1					1																			10/02/2013
Djibouti	NPL Kenya																									23/12/2012
Egypt***	RRL Egypt	78			6	41	29	2														8%	96%		100%	07/02/2013
Iran	NPL Iran	69	3			44	20	2		1												1%	100%	100%	100%	09/02/2013
Iraq	RRL Egypt	37			5	19	11	2														20%	100%		100%	08/02/2013
Jordan	RRL Tunisia	4				3	1															0%	100%			10/02/2013
Kuwait	RRL Kuwait	6				4	2															7%	75%		100%	07/02/2013
Lebanon	RRL Egypt																									07/02/2013
Libya	RRL Tunisia	4				3	1															0%	100%		100%	01/02/2013
Morocco	RRL Tunisia	8				1	7															0%	100%		100%	08/02/2013
Oman	NPL Oman	2				2																0%	100%		100%	10/02/2013
Pakistan	RRL Pakistan	300	14	1	17	144	123	2	2	7												9%	100%	100%	100%	08/02/2013
Palestine & UNRWA		1					1																			10/02/2013
Qatar	NPL Oman	1				1																0%	100%		100%	10/02/2013
Saudi Arabia	NPL Oman	19				5	4	10														0%	100%			10/02/2013
Somalia	NPL Kenya	8	1			3	2	2		1												0%	0%		100%	08/02/2013
Sudan	RRL Egypt	28			5	13	10															25%	100%			10/02/2013
South Sudan	NPL Kenya	16			1	3	4	8														25%	0%		100%	09/02/2013
Syria	RRL Tunisia	7				5	2															0%	80%		100%	10/02/2013
Tunisia	RRL Tunisia	2				2																0%	100%		100%	01/02/2013
U.A.E	NPL Oman	2					2																			10/02/2013
Yemen	RRL Egypt	46	1		1	17	27								1							13%	100%	100%	100%	07/02/2013
Total EMR 2013		795	21	1	45	374	327	28	2	10					8							9%	97%	100%	100%	
Total EMR 2012		10990	573	60	1991	8349	4	11	86	209			114	29	2	242	3	6	24	14		16%	94%	99%	97%	

* Specimens from all sources including non-AFP cases, excluding environmental samples

** This indicator reflects surveillance and laboratory activities

*** Environmental surveillance initiated in Egypt in September 2000 showed the following:

Year	2000	2001	2002	2003	2004	2005	2006	2007	2008	2009	2010	2011	2012	2013	Total
Negative	52	55	136	299	469	499	492	458	444	481	415	448	400	17	4665
Pending													9	30	39
Wild	2	75	26	12	13	2		2			1		2		135
Total	54	130	162	311	482	501	492	458	446	481	416	448	411	47	4839

In 2008, out of 446 samples, 2 positive for wild virus in Giza governorate (Al Haram Site) genomic sequence data indicate importation from Ethiopia / South Sudan & Cairo governorate (Al Haggana 2) genomic sequence data indicate nearest importation from India. In 2010, 1 positive sample for wild virus in Aswan governorate (Aswan City) genomic sequence data indicate nearest importation from Sudan.

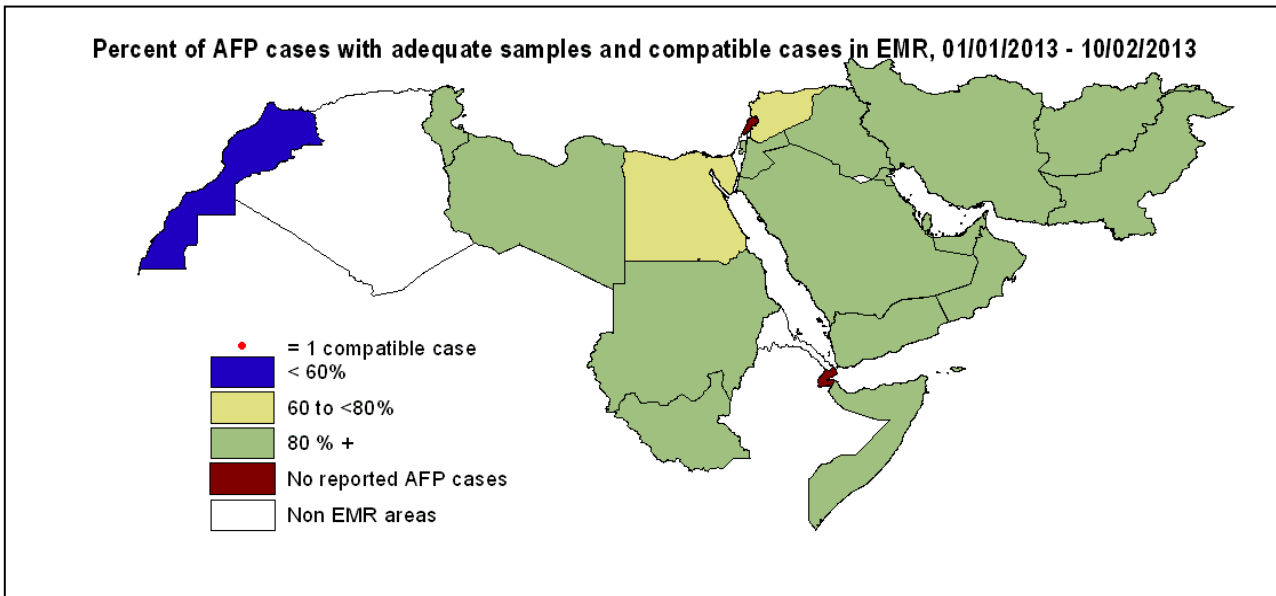
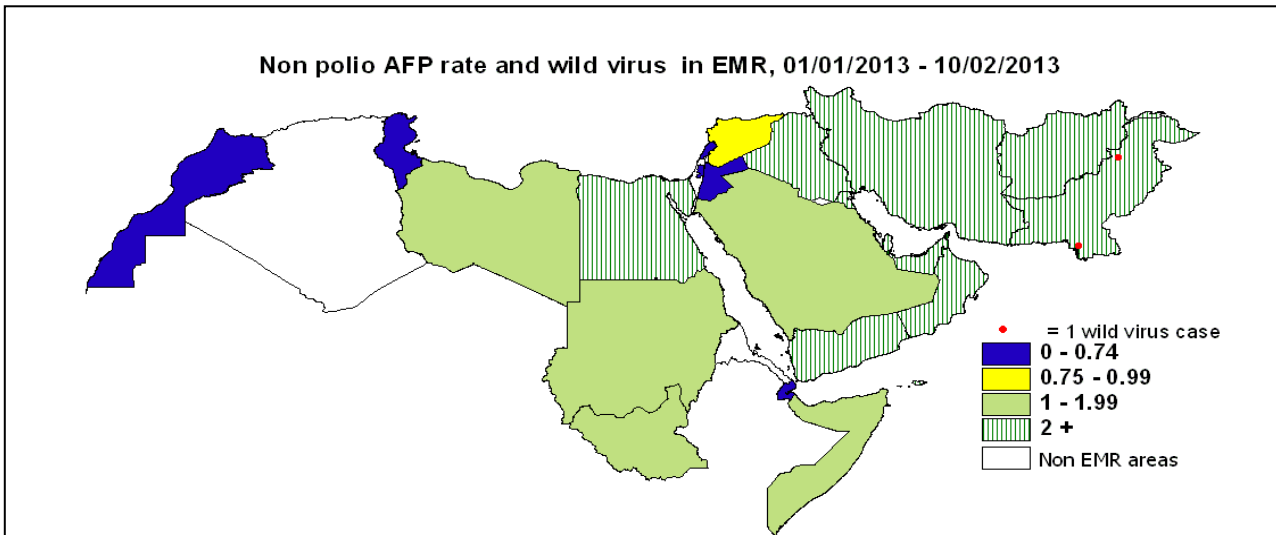
In 2012:

- 4 VDPVs were isolated, 2 P2 VDPVs in March and May 2012 in Cairo Governorate (Al Haggana) and P1 VDPV in April 2012 in Alexandria and 1 P2 VDPV in November 2012 in Ismailia

- 2 WPV1 were isolated from 2 sites in Cairo Governorate (El Salam and Al Haggana), collected on 2 & 6 December 2012. Genetic sequencing shows close matching with a Pakistan environmental isolate from Sindh, Sukkur, Miani Pumping Station, collected on 5 Sept. 2012

****Environmental surveillance initiated in Pakistan in August 2009 showed the following:

Year	2009				2010				2011				2012				2013																																
Status	Khilafat	Khilafat	Khilafat	Khilafat	Khilafat	Khilafat	Khilafat	Khilafat	Khilafat	Khilafat	Khilafat	Khilafat	Khilafat	Khilafat	Khilafat	Khilafat	Khilafat	Khilafat	Khilafat	Khilafat	Khilafat	Khilafat	Khilafat	Khilafat	Khilafat	Khilafat	Khilafat																						
Negative	9	3	5	10	27	10	11	12	27	2	2	4	9	77	8	8	10	17	5	1	4	15	88	12	19	19	17	4	5	24	32	10	7	149	1	1	2	4	1	2	1	1	1	1	13				
Negative pending																																											12						
Wild	1	8	7	2	18	6	20	12	6	12	5	9	9	79	4	28	14	19	19	11	20	21	136	17	4	19	20	7	4	4	7	6	1	89					1				1	1					3
Grand Total	10	11	12	12	45	16	31	24	33	14	7	13	18	156	12	36	24	36	24	12	24	36	204	12	36	23	36	24	12	28	36	17	6	8	238	1	3	6	2	1	3	2	1	3	2	1	3	28	



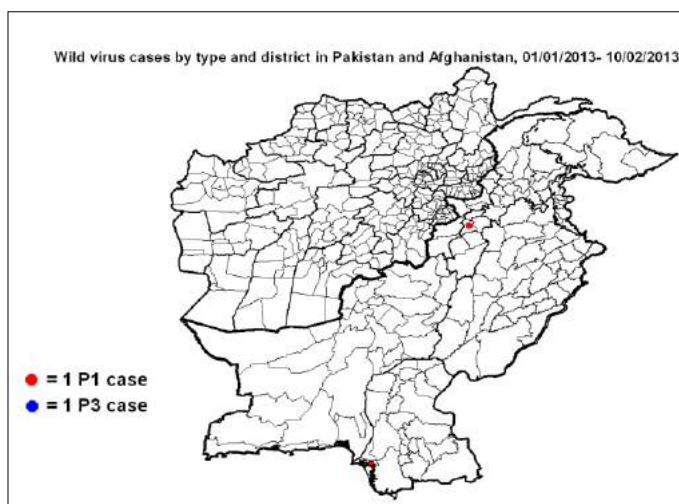
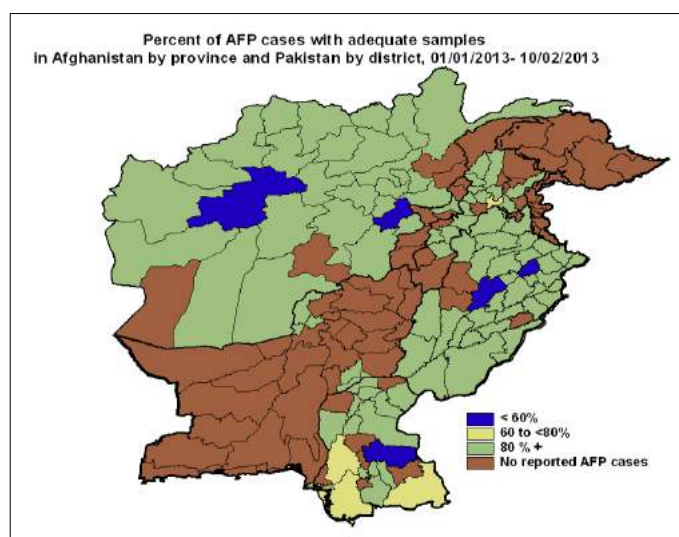
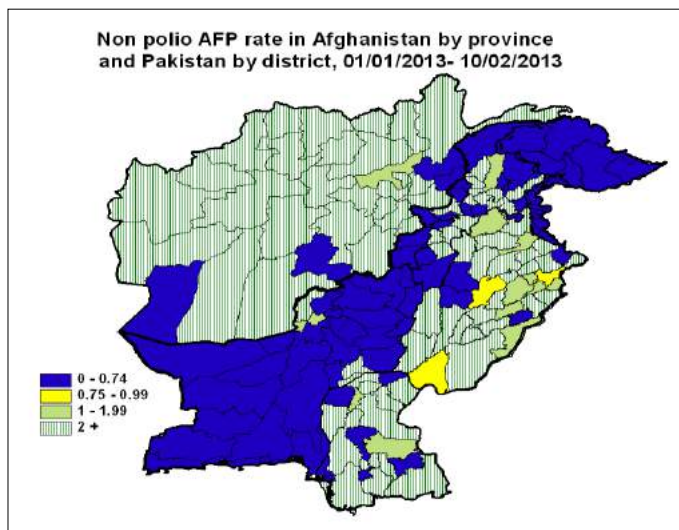
Wild polio cases by country and date of onset of paralysis in EMR, 2012-2013

Year	COUNTRY	P1			P3			P1P3			Total Count	First Case	Last Case
		Count	First Case	Last Case	Count	First Case	Last Case	Count	First Case	Last Case			
2012	AFG	37	01/01/2012	20/12/2012							37	01/01/2012	20/12/2012
	PAK	55	01/01/2012	30/11/2012	2	19/02/2012	18/04/2012	1	04/01/2012	04/01/2012	58	01/01/2012	30/11/2012
2012 Total		92	01/01/2012	20/12/2012	2	19/02/2012	18/04/2012	1	04/01/2012	04/01/2012	95	01/01/2012	20/12/2012
2013	PAK	2	14/01/2013	26/01/2013							2	14/01/2013	26/01/2013
2013 Total		2	14/01/2013	26/01/2013							2	14/01/2013	26/01/2013



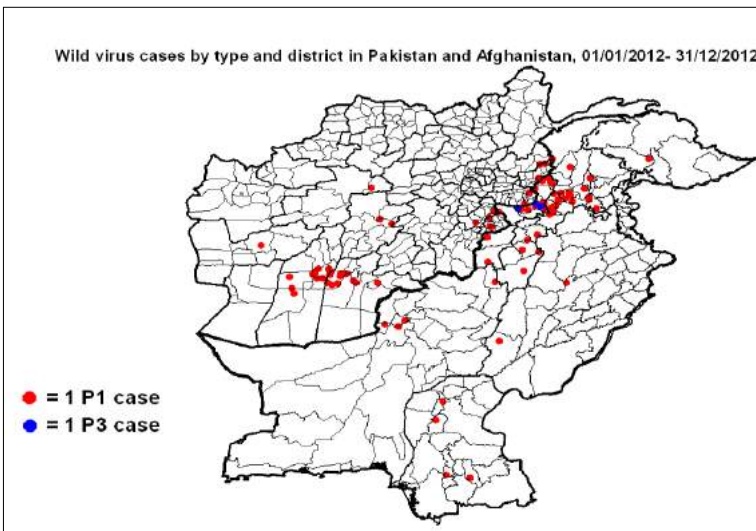
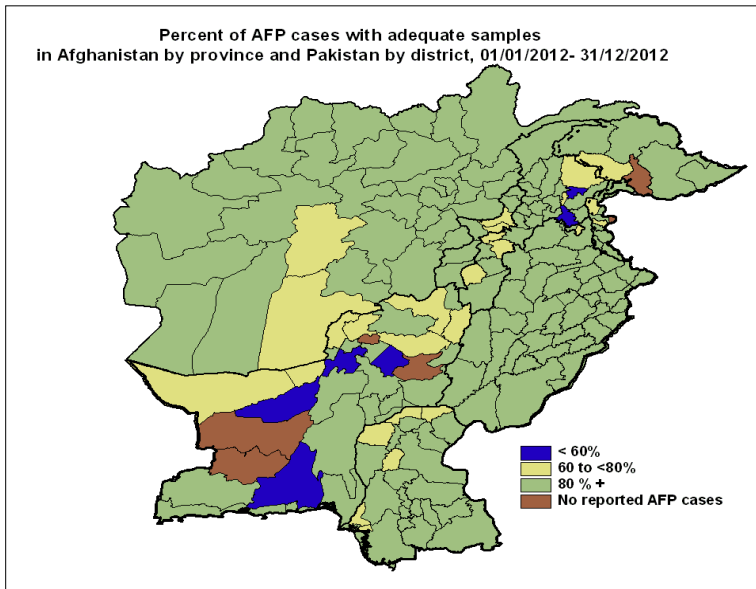
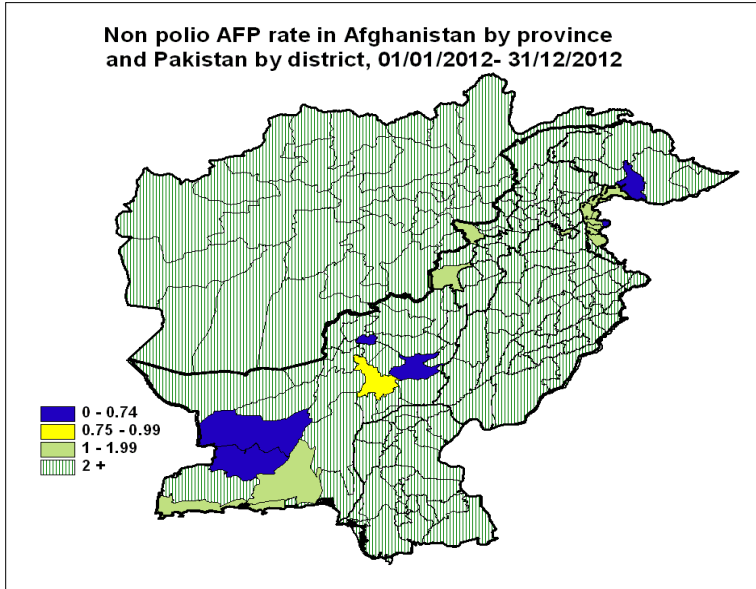
World Health Organization – Regional Office for Eastern Mediterranean
AFP SURVEILLANCE
Week 06, ending 10 February 2013

11-Feb-13
Number 749



Wild Polio cases by district and date of onset of paralysis, Pakistan 2013

PROVINCE	DISTRICT	P1			Total Count	First case	Last case
		Count	First case	Last case			
KHYBER PAKHTOON	BANNU	1	26/01/2013	26/01/2013	1	26/01/2013	26/01/2013
SINDH	KHIBINQASIM	1	14/01/2013	14/01/2013	1	14/01/2013	14/01/2013
Grand Total		2	14/01/2013	26/01/2013	2	14/01/2013	26/01/2013





World Health Organization – Regional Office for Eastern Mediterranean

AFP SURVEILLANCE

Week 06, ending 10 February 2013

11-Feb-13

Number 749

Wild Polio cases by district and date of onset of paralysis, Afghanistan 2012

PROVINCE	DISTRICT	P1		
		Count	First case	Last case
NANGARHAR	LAL PUR	1	20/12/2012	20/12/2012
	ACHIN	1	20/12/2012	20/12/2012
KHOST	MANDO ZAYI	2	14/09/2012	25/11/2012
	MUSA KHEL	1	09/11/2012	09/11/2012
HILMAND	LASHKAR GAH	1	19/11/2012	19/11/2012
	NAHRI SARRAJ	6	03/05/2012	21/10/2012
	SANGIN	1	20/07/2012	20/07/2012
	REG (H)	1	28/06/2012	28/06/2012
	NAD ALI	2	01/01/2012	23/01/2012
KANDAHAR	KANDAHAR	2	15/01/2012	28/10/2012
	MAYWAND	7	18/05/2012	20/10/2012
	KHAKREZ	1	14/03/2012	14/03/2012
	ARGHISTAN	1	03/01/2012	03/01/2012
URUZGAN	GIZAB	2	17/09/2012	18/10/2012
PAKTYA	CHAMKANI	1	01/10/2012	01/10/2012
	JADRAN	1	15/02/2012	15/02/2012
KUNAR	MARAWARA	1	21/09/2012	21/09/2012
	BAR KUNAR	2	30/06/2012	21/07/2012
	NARI	1	01/07/2012	01/07/2012
GHOR	LAL WA SARJANGAL	1	31/08/2012	31/08/2012
FARAH	BALA BULUK	1	02/06/2012	02/06/2012
Grand Total		37	01/01/2012	20/12/2012

Maywand P1 case (AFG/08/12/216) was identified as wild by a positive contact with date of stool collection 08/09/2012
 Lal Wa Sarjangal P1 case (AFG/03/12/216) was identified as wild by a positive contact with date of stool collection 09/09/2012
 Maywand P1 case (AFG/08/12/289) was identified as wild by a positive contact with date of stool collection 10/11/2012

Wild Polio cases by district and date of onset of paralysis, Pakistan 2012

PROVINCE	DISTRICT	P1			P3			P1P3			Total Count	First case	Last case
		Count	First case	Last case	Count	First case	Last case	Count	First case	Last case			
KHYBER PAKHTOON	LAKKIMRWT	3	16/01/2012	30/11/2012							3	16/01/2012	30/11/2012
	PESHAWAR	6	10/01/2012	20/11/2012							6	10/01/2012	20/11/2012
	MARDAN	4	21/07/2012	03/11/2012							4	21/07/2012	03/11/2012
	SWABI	3	22/08/2012	23/10/2012							3	22/08/2012	23/10/2012
	BUNIR	1	14/10/2012	14/10/2012							1	14/10/2012	14/10/2012
	TORGHAR	2	09/08/2012	26/09/2012							2	09/08/2012	26/09/2012
	DIRUPPER	1	14/09/2012	14/09/2012							1	14/09/2012	14/09/2012
	CHARSADA	2	12/07/2012	13/09/2012							2	12/07/2012	13/09/2012
	SHANGLA	1	25/08/2012	25/08/2012							1	25/08/2012	25/08/2012
	HARIPUR	1	20/08/2012	20/08/2012							1	20/08/2012	20/08/2012
	KARAK	1	10/08/2012	10/08/2012							1	10/08/2012	10/08/2012
	KOHAT	1	11/01/2012	11/01/2012							1	11/01/2012	11/01/2012
	DIKHAN	1	11/01/2012	11/01/2012							1	11/01/2012	11/01/2012
	FATA	MOHMAND	1	10/11/2012	10/11/2012							1	10/11/2012
KHYBER		8	06/01/2012	17/10/2012	2	19/02/2012	18/04/2012	1	04/01/2012	04/01/2012	11	04/01/2012	17/10/2012
BAJOUR		5	12/07/2012	09/10/2012							5	12/07/2012	09/10/2012
KURRAM		1	25/09/2012	25/09/2012							1	25/09/2012	25/09/2012
WAZIR-S		1	13/05/2012	13/05/2012							1	13/05/2012	13/05/2012
WAZIR-N		1	10/02/2012	10/02/2012							1	10/02/2012	10/02/2012
BALOCHISTAN	SHARANI	1	02/10/2012	02/10/2012							1	02/10/2012	02/10/2012
	QUETTA	3	01/01/2012	22/06/2012							3	01/01/2012	22/06/2012
SINDH	NFEROZ	1	09/09/2012	09/09/2012							1	09/09/2012	09/09/2012
	LARKANA	1	21/05/2012	21/05/2012							1	21/05/2012	21/05/2012
	HYDERABAD	1	27/01/2012	27/01/2012							1	27/01/2012	27/01/2012
	MIRPURKHAS	1	03/01/2012	03/01/2012							1	03/01/2012	03/01/2012
GILGIT BALTISTAN	DIAMIR	1	06/08/2012	06/08/2012							1	06/08/2012	06/08/2012
PUNJAB	RAJANPUR	1	21/05/2012	21/05/2012							1	21/05/2012	21/05/2012
	JHANG	1	20/01/2012	20/01/2012							1	20/01/2012	20/01/2012
Grand Total		55	01/01/2012	30/11/2012	2	19/02/2012	18/04/2012	1	04/01/2012	04/01/2012	58	01/01/2012	30/11/2012

Khyber P1 case (NW/34/12/005) was identified as wild by a positive contact with date of stool collection 30/01/2012
 Khyber P1P3 case (NW/34/12/002) was identified as wild by positive contacts with date of stool collection 30/01/2012
 Karak P1 case (NW/51/12/013) was identified as wild by a positive contact with date of stool collection 08/09/2012
 Diamir P1 case (NA/31/12/004) was identified as wild by a positive contact with date of stool collection 06/09/2012