



World Health Organization – Regional Office for Eastern Mediterranean

AFP SURVEILLANCE

14-Jan-13

Week 02, ending 13 January 2013

Number 745

Table 1: Acute Flaccid Paralysis (AFP) cases by week of onset

Country	Reported AFP cases by week of onset - Week (02/13) / Ending on : (13/01/13)														
	Total AFP 2011	Total AFP 2012	Total AFP to date, 2013	W 43 28 Oct 12	W 44 04 Nov 12	W 45 11 Nov 12	W 46 18 Nov 12	W 47 25 Nov 12	W 48 02 Dec 12	W 49 09 Dec 12	W 50 16 Dec 12	W 51 23 Dec 12	W 52 30 Dec 12	W 01 06 Jan 13	W 02 13 Jan 13
Afghanistan	1831	1822	18	26	35	28	26	23	40	30	32	35	18	16	2
Bahrain	10	18	0	0	0	0	0	0	0	1	2	1	1	0	0
Djibouti	6	6	0	1	0	0	0	0	0	0	0	0			
Egypt	1023	1016	6	14	12	22	23	19	21	19	14	21	26	6	
Iran	603	684	5	8	11	18	9	13	13	11	15	12	13	7	0
Iraq	530	456	0	4	6	9	7	11	13	5	12	3	1		
Jordan ****	30	33	0	0	0	3	1	2	0	0	2	2	0	0	
Kuwait	38	36	0	2	0	1	0	1	0	0	2	1	2	0	0
Lebanon ****	22	24	0	0	0	1	0	1	0	0	0	0	0	0	
Libya	35	42	1	0	0	1	1	2	1	1	4	1	1	1	
Morocco	76	78	0	5	2	2	1	3	3	4	3	1	0		
Oman	39	31	0	1	0	2	0	0	0	1	0	1	0	0	0
Pakistan	5762	4776	7	70	77	80	98	74	73	57	67	59	24	8	
Palestine ****	17	20	0	0	0	1	0	0	0	0	1	0	0	0	0
Qatar	6	13	0	0	0	0	0	0	0	0	0	0	1	0	0
Saudi Arabia	213	228	4	6	3	4	3	3	6	6	4	9	4	4	
Somalia	172	148	0	3	1	5	4	2	2	3	3	3	3	0	
Sudan	362	379	0	7	6	5	4	3	5	9	5	6	4	0	
South Sudan	341	316	0	10	4	6	1	11	8	4	2	0	0	0	
Syria ****	168	109	0	1	2	1	1	1	1	1	1	3	1	0	0
Tunisia	47	61	0	0	2	1	0	0	2	0	0	0	1	0	
U.A.E	25	40	0	0	1	0	1	1	0	0	0	0	1	0	0
Yemen	386	476	6	2	3	5	5	7	7	5	14	12	7	8	0
Total EMR	11742	10812	47	160	165	195	185	177	195	157	183	170	108	50	2

No data = No report received

Table 2: Confirmed polio cases by month of onset

Country	Total year 2011	Total year 2012	13/01		Confirmed polio cases by month of onset											
			2012	2013	February 2012	March 2012	April 2012	May 2012	June 2012	July 2012	August 2012	September 2012	October 2012	November 2012	December 2012	January 2013
Afghanistan	80	37	2	0	1	1	0	4	3	4	2	7	6	3	2	
Bahrain	0	0	0	0	0	0	0	0	0	0	0	0	0	0	0	
Djibouti	0	0	0	0	0	0	0	0	0	0	0	0	0	0	0	
Egypt	0	0	0	0	0	0	0	0	0	0	0	0	0	0	0	
Iran	0	0	0	0	0	0	0	0	0	0	0	0	0	0	0	
Iraq	0	0	0	0	0	0	0	0	0	0	0	0	0	0	0	
Jordan ****	0	0	0	0	0	0	0	0	0	0	0	0	0	0	0	
Kuwait	0	0	0	0	0	0	0	0	0	0	0	0	0	0	0	
Lebanon ****	0	0	0	0	0	0	0	0	0	0	0	0	0	0	0	
Libya	0	0	0	0	0	0	0	0	0	0	0	0	0	0	0	
Morocco	0	0	0	0	0	0	0	0	0	0	0	0	0	0	0	
Oman	0	0	0	0	0	0	0	0	0	0	0	0	0	0	0	
Pakistan	198	58	8	0	3	1	1	6	2	5	9	8	8	4	0	
Palestine ****	0	0	0	0	0	0	0	0	0	0	0	0	0	0	0	
Qatar	0	0	0	0	0	0	0	0	0	0	0	0	0	0	0	
Saudi Arabia	0	0	0	0	0	0	0	0	0	0	0	0	0	0	0	
Somalia	0	0	0	0	0	0	0	0	0	0	0	0	0	0	0	
Sudan	0	0	0	0	0	0	0	0	0	0	0	0	0	0	0	
South Sudan	0	0	0	0	0	0	0	0	0	0	0	0	0	0	0	
Syria ****	0	0	0	0	0	0	0	0	0	0	0	0	0	0	0	
Tunisia	0	0	0	0	0	0	0	0	0	0	0	0	0	0	0	
U.A.E	0	0	0	0	0	0	0	0	0	0	0	0	0	0	0	
Yemen	0	0	0	0	0	0	0	0	0	0	0	0	0	0	0	
Total EMR	278	95	10	0	4	2	1	10	5	9	11	15	14	7	2	0

**** UNRWA cases are included with those of country of residence



Table 3: Investigation of AFP cases with paralysis onset in 2012 & 2013 up to Week (02/13) / Ending on : (13/01/13)

COUNTRY	2012												2013												Latest line List Date				
	AFP										Specimen		Wild cases ****		AFP											Specimen		Wild cases ****	
	Total AFP cases onset 2012	Case classification					Non polio AFP rate **	AFP cases pending classification > 90 days from onset of paralysis	AFP cases pending classification and lab > 90 days from onset of paralysis	% with *** adequate specimens	Wild P1 Poliovirus	Wild P3 Poliovirus	Total AFP cases onset 2013	Case classification					Annualized Non polio AFP rate **	AFP cases pending classification > 90 days from onset of paralysis	AFP cases pending classification and lab > 90 days from onset of paralysis	% with *** adequate specimens	Wild P1 Poliovirus	Wild P3 Poliovirus					
		Total Confirmed Polio Cases *	Polio Compatible	Pending Classification	Discarded (non polio AFP)	VDPV								Total Confirmed Polio Cases *	Polio Compatible	Pending Classification	Discarded (non polio AFP)	VDPV											
Afghanistan	1822	37	5	50	1725	5	10.2	5	0	92.5	37	0	18	0	0	18	0	0	2.9	0	0	100.0	0	0	13/01/2013				
Bahrain	18	0	0	5	13	0	6.6	0	0	94.4	0	0	0	0	0	0	0	0	0.0	0	0		0	0	13/01/2013				
Djibouti	6	0	0	3	3	0	2.0	2	1	66.7	0	0	0	0	0	0	0	0	0.0	0	0		0	0	23/12/2012				
Egypt	1016	0	0	71	944	1	3.1	1	0	90.8	0	0	6	0	0	6	0	0	0.5	0	0	16.7	0	0	03/01/2013				
Iran	684	0	0	17	666	2	3.5	0	0	93.4	0	0	5	0	0	5	0	0	0.8	0	0	100.0	0	0	13/01/2013				
Iraq	456	0	0	39	417	0	3.2	20	13	89.9	0	0	0	0	0	0	0	0	0.0	0	0		0	0	29/12/2012				
Jordan	33	0	0	10	23	0	1.4	0	0	87.9	0	0	0	0	0	0	0	0	0.0	0	0		0	0	11/01/2013				
Kuwait	36	0	0	1	35	0	4.7	1	0	88.9	0	0	0	0	0	0	0	0	0.0	0	0		0	0	13/01/2013				
Lebanon	24	0	0	5	19	0	2.0	4	0	50.0	0	0	0	0	0	0	0	0	0.0	0	0		0	0	12/01/2013				
Libya	42	0	0	6	36	0	2.1	0	0	97.6	0	0	1	0	0	1	0	0	1.4	0	0	100.0	0	0	10/01/2013				
Morocco	78	0	0	33	45	0	0.8	10	1	76.9	0	0	0	0	0	0	0	0	0.0	0	0		0	0	04/01/2013				
Oman	31	0	0	0	31	0	3.9	0	0	100.0	0	0	0	0	0	0	0	0	0.0	0	0		0	0	12/01/2013				
Pakistan	4776	58	1	273	4429	15	6.2	148	4	89.3	56 #	3 #	7	0	0	7	0	0	0.3	0	0	100.0	0	0	12/01/2013				
Palestine	20	0	0	4	16	0	1.2	2	0	95.0	0	0	0	0	0	0	0	0	0.0	0	0		0	0	13/01/2013				
Qatar	13	0	0	2	11	0	5.6	1	0	92.3	0	0	0	0	0	0	0	0	0.0	0	0		0	0	14/01/2013				
Saudi Arabia	228	0	0	38	190	0	2.6	0	0	96.1	0	0	4	0	0	4	0	0	1.2	0	0	100.0	0	0	12/01/2013				
Somalia	148	0	2	12	133	1	2.9	0	0	98.0	0	0	0	0	0	0	0	0	0.0	0	0		0	0	11/01/2013				
Sudan	379	0	0	14	364	1	2.5	0	0	96.6	0	0	0	0	0	0	0	0	0.0	0	0		0	0	06/01/2013				
South Sudan	316	0	0	19	296	1	3.8	6	0	94.6	0	0	0	0	0	0	0	0	0.0	0	0		0	0	11/01/2013				
Syria	109	0	0	7	102	0	1.1	0	0	84.4	0	0	0	0	0	0	0	0	0.0	0	0		0	0	13/01/2013				
Tunisia	61	0	0	2	59	0	2.4	1	0	78.7	0	0	0	0	0	0	0	0	0.0	0	0		0	0	10/01/2013				
U.A.E	40	0	0	1	39	0	4.0	0	0	100.0	0	0	0	0	0	0	0	0	0.0	0	0		0	0	13/01/2013				
Yemen	476	0	0	47	427	3	4.0	1	0	93.7	0	0	6	0	0	6	0	0	1.4	0	0	100.0	0	0	13/01/2013				
EMR	10812	95	8	659	10023	29	4.4	202	19	91.0	93	3	47	0	0	47	0	0	0.5	0	0	89.4	0	0					
2011	11742	278	45	0	11395	24	4.8	0	0	90.0	276	2																	

* Confirmed polio cases refer to wild isolation from AFP cases or from contacts of negative index AFP cases

In 2012, 1 AFP case in Pakistan had co infection P1 & P3 from 2 contacts P1 & P3

** Non-polio AFP per 100,000 children <15 years

*** Adequate here refers to two stool specimens collected at least 24 hours apart, within 14 days of paralysis onset

**** AFP cases co infected with P1 and P3 are counted separately as wild isolates



Table 4: Investigation of contacts of AFP cases with paralysis onset in 2012 up to Week (52/12) / Ending on : (31/12/12)

Country	No. of AFP cases	No. of eligible AFP cases for contact sampling*	% of eligible AFP cases with contact samplings	% of eligible AFP cases with 3+ contacts	Total number of Contacts* *	% of contacts under 5 years	% of contacts with specimens collected within 7 days of notification of index	% Contact specimens in lab within 3 days of collection	% Contact specimens positive for NPEV	% Contact specimens positive for Sabin like virus	No. of contacts positive for wild virus	% of wild polio virus isolation from contacts	No. of Contacts positive for VDPVs	No. of -ve index AFP cases identified positive by contact	No. of district identified infected from contacts
Afghanistan	1822	136	91.9	91.2	891	94.6	72.7	29.6	24.4	5.1	3	0.3	2	3	1
Bahrain	18	1	100.0	0.0	1	0.0	100.0	0.0	0.0	0.0	0	0.0		0	0
Djibouti	6	2	50.0	50.0	9	77.8	100.0	0.0	0.0	50.0	0	0.0		0	0
Egypt	1016	104	85.6	85.6	392	77.3	51.0	100.0	22.0	1.9	0	0.0		0	0
Iran	684	45	95.6	84.4	185	76.8	31.4	78.4	2.7	0.5	0	0.0		0	0
Iraq	456	46	78.3	58.7	114	64.0	48.2	64.9	7.0	0.0	0	0.0		0	0
Jordan	33	4	25.0	25.0	67	35.8	86.6	100.0	9.0	4.5	0	0.0		0	0
Kuwait	36	4	100.0	75.0	87	44.8	85.1	100.0	0.0	0.0	0	0.0		0	0
Lebanon	24	12	66.7	41.7	27	18.5	59.3	9.1	13.6	0.0	0	0.0		0	0
Libya	42	1	0.0	0.0	0						0			0	0
Morocco	78	18	33.3	22.2	33	42.4	27.3	96.2	0.0	0.0	0	0.0		0	0
Oman	31	0			93	77.4	96.8	100.0	9.4	1.2	0	0.0		0	0
Pakistan	4776	510	84.1	81.6	1601	91.4	63.7	65.6	26.4	3.8	7	0.4	3	4	3
Palestine	20	1	0.0	0.0	0						0			0	0
Qatar	13	1	0.0	0.0	0						0			0	0
Saudi Arabia	228	9	88.9	88.9	49	49.0	63.3	68.2	0.0	4.5	0	0.0		0	0
Somalia	148	3	100.0	100.0	442	93.0	99.1	10.9	16.8	3.8	0	0.0		0	0
Sudan	379	13	92.3	92.3	244	80.3	56.6	34.2	11.1	0.4	0	0.0		0	0
South Sudan	316	17	100.0	100.0	905	84.5	91.8	1.2	13.5	0.7	0	0.0		0	0
Syria	109	17	41.2	23.5	29	55.2	27.6	80.8	0.0	0.0	0	0.0		0	0
Tunisia	61	13	69.2	30.8	76	18.4	31.6	50.7	0.0	2.7	0	0.0		0	0
U.A.E.	40	0			0						0			0	0
Yemen	476	30	86.7	80.0	268	60.4	71.3	4.9	15.5	10.7	0	0.0		0	0
Grand Total 2012	10812	987	83.6	79.0	5513	83.0	70.7	45.4	18.8	3.2	10	0.2	5	7	4
Grand Total 2011	11742	1190	81.6	78.8	6029	85.9	69.8	50.6	18.5	3.8	33	0.6	16	18	9

* Eligible refers to AFP cases with inadequate stool specimens

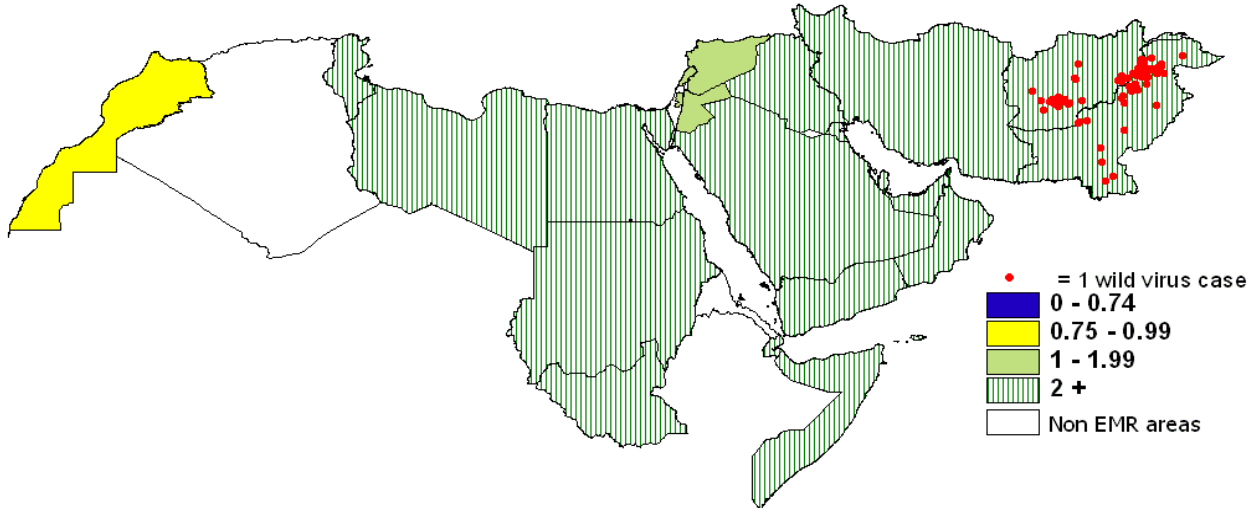
** Total number of contacts from eligible AFP cases and from other AFP cases as per with country criteria for contact sampling

Last wild contacts in EMRO, 01/01/2012- 31/12/2012

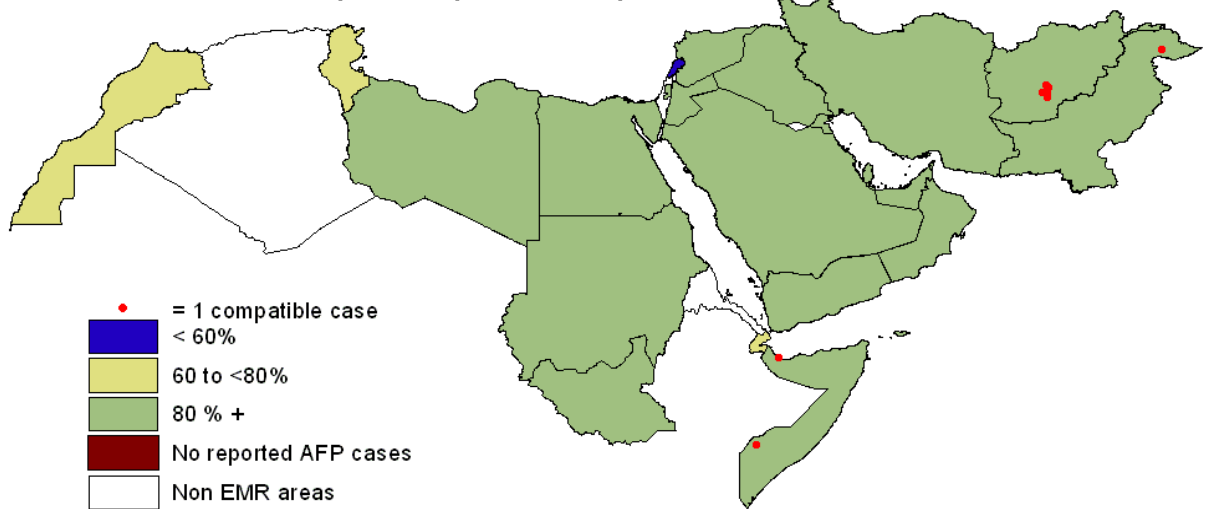
Year	Country	Count of wild contacts	Date of Most Recent stool collection
2012	Afghanistan	3	10/11/2012
2012	Pakistan	7	08/10/2012
2012 Total		10	10/11/2012



Non polio AFP rate and wild virus in EMR, 01/01/2012 - 31/12/2012

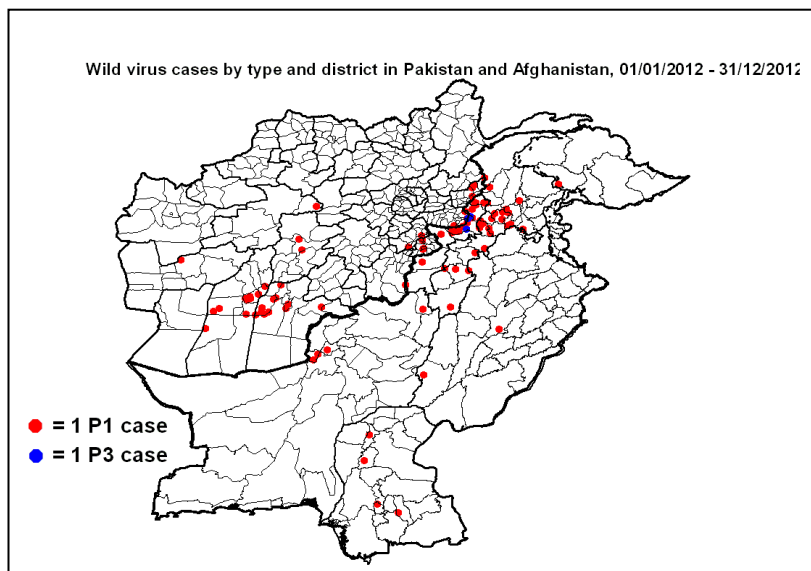
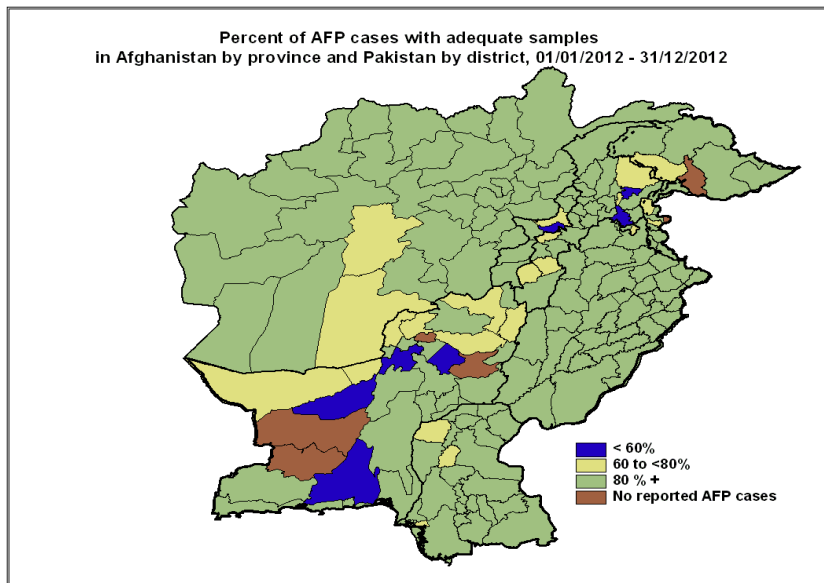
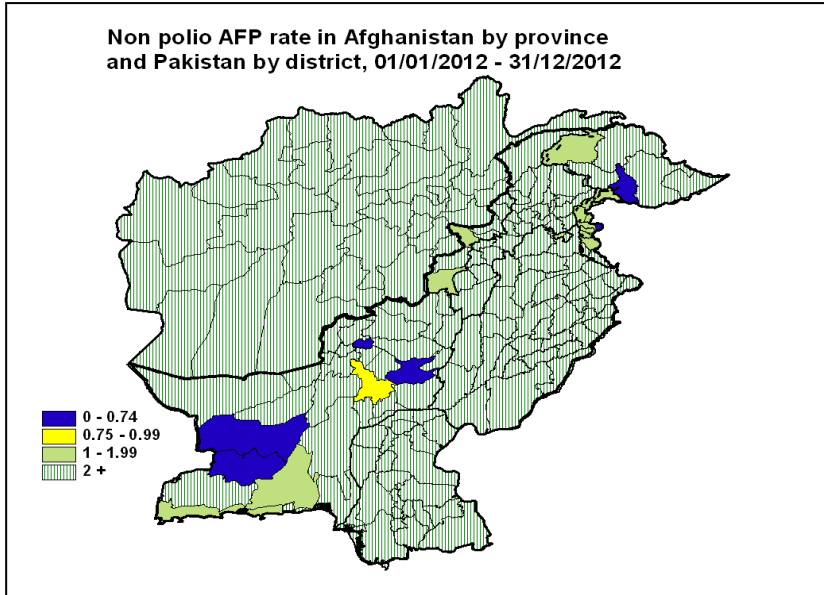


Percent of AFP cases with adequate samples and compatible cases in EMR, 01/01/2012 - 31/12/2012



Wild polio cases by country and date of onset of paralysis in EMR, 2012

Year	COUNTRY	P1			P3			P1P3			Total Count	First Case	Last Case
		Count	First Case	Last Case	Count	First Case	Last Case	Count	First Case	Last Case			
2012	AFG	37	01/01/2012	20/12/2012							37	01/01/2012	20/12/2012
	PAK	55	01/01/2012	30/11/2012	2	19/02/2012	18/04/2012	1	04/01/2012	04/01/2012	58	01/01/2012	30/11/2012
2012 Total		92	01/01/2012	20/12/2012	2	19/02/2012	18/04/2012	1	04/01/2012	04/01/2012	95	01/01/2012	20/12/2012





World Health Organization – Regional Office for Eastern Mediterranean

AFP SURVEILLANCE

14-Jan-13

Week 02, ending 13 January 2013

Number 745

Wild Polio cases by district and date of onset of paralysis, Afghanistan 2012

PROVINCE	DISTRICT	P1		
		Count	First case	Last case
NANGARHAR	LAL PUR	1	20/12/2012	20/12/2012
	ACHIN	1	20/12/2012	20/12/2012
KHOST	MANDO ZAYI	2	14/09/2012	25/11/2012
	MUSA KHEL	1	09/11/2012	09/11/2012
HILMAND	LASHKAR GAH	1	19/11/2012	19/11/2012
	NAHRI SARRAJ	6	03/05/2012	21/10/2012
	SANGIN	1	20/07/2012	20/07/2012
	REG (H)	1	28/06/2012	28/06/2012
	NAD ALI	2	01/01/2012	23/01/2012
KANDAHAR	KANDAHAR	2	15/01/2012	28/10/2012
	MAYWAND	7	18/05/2012	20/10/2012
	KHAKREZ	1	14/03/2012	14/03/2012
	ARGHISTAN	1	03/01/2012	03/01/2012
URUZGAN	GIZAB	2	17/09/2012	18/10/2012
PAKTYA	CHAMKANI	1	01/10/2012	01/10/2012
	JADRAN	1	15/02/2012	15/02/2012
KUNAR	MARAWARA	1	21/09/2012	21/09/2012
	BAR KUNAR	2	30/06/2012	21/07/2012
	NARI	1	01/07/2012	01/07/2012
GHOR	LAL WA SARJANGAL	1	31/08/2012	31/08/2012
FARAH	BALA BULUK	1	02/06/2012	02/06/2012
Grand Total		37	01/01/2012	20/12/2012

Maywand P1 case (AFG/08/12/216) was identified as wild by a positive contact with date of stool collection 08/09/2012
 Lal Wa Sarjangal P1 case (AFG/03/12/216) was identified as wild by a positive contact with date of stool collection 09/09/2012
 Maywand P1 case (AFG/08/12/289) was identified as wild by a positive contact with date of stool collection 10/11/2012

Wild Polio cases by district and date of onset of paralysis, Pakistan 2012

PROVINCE	DISTRICT	P1			P3			P1P3			Total Count	First case	Last case
		Count	First case	Last case	Count	First case	Last case	Count	First case	Last case			
KHYBER PAKHTOON	LAKKIMRWT	3	16/01/2012	30/11/2012							3	16/01/2012	30/11/2012
	PESHAWAR	6	10/01/2012	20/11/2012							6	10/01/2012	20/11/2012
	MARDAN	4	21/07/2012	03/11/2012							4	21/07/2012	03/11/2012
	SWABI	3	22/08/2012	23/10/2012							3	22/08/2012	23/10/2012
	BUNIR	1	14/10/2012	14/10/2012							1	14/10/2012	14/10/2012
	TORGHAR	2	09/08/2012	26/09/2012							2	09/08/2012	26/09/2012
	DIRUPPER	1	14/09/2012	14/09/2012							1	14/09/2012	14/09/2012
	CHARSADA	2	12/07/2012	13/09/2012							2	12/07/2012	13/09/2012
	SHANGLA	1	25/08/2012	25/08/2012							1	25/08/2012	25/08/2012
	HARIPUR	1	20/08/2012	20/08/2012							1	20/08/2012	20/08/2012
	KARAK	1	10/08/2012	10/08/2012							1	10/08/2012	10/08/2012
	KOHAT	1	11/01/2012	11/01/2012							1	11/01/2012	11/01/2012
	DIKHAN	1	11/01/2012	11/01/2012							1	11/01/2012	11/01/2012
	FATA	MOHMAND	1	10/11/2012	10/11/2012							1	10/11/2012
KHYBER		8	06/01/2012	17/10/2012	2	19/02/2012	18/04/2012	1	04/01/2012	04/01/2012	11	04/01/2012	17/10/2012
BAJOUR		5	12/07/2012	09/10/2012							5	12/07/2012	09/10/2012
KURRAM		1	25/09/2012	25/09/2012							1	25/09/2012	25/09/2012
WAZIR-S		1	13/05/2012	13/05/2012							1	13/05/2012	13/05/2012
WAZIR-N		1	10/02/2012	10/02/2012							1	10/02/2012	10/02/2012
BALOCHISTAN	SHARANI	1	02/10/2012	02/10/2012							1	02/10/2012	02/10/2012
	QUETTA	3	01/01/2012	22/06/2012							3	01/01/2012	22/06/2012
SINDH	NFEROZ	1	09/09/2012	09/09/2012							1	09/09/2012	09/09/2012
	LARKANA	1	21/05/2012	21/05/2012							1	21/05/2012	21/05/2012
	HYDERABAD	1	27/01/2012	27/01/2012							1	27/01/2012	27/01/2012
	MIRPURKHAS	1	03/01/2012	03/01/2012							1	03/01/2012	03/01/2012
GILGIT BALTISTAN	DIAMIR	1	06/08/2012	06/08/2012							1	06/08/2012	06/08/2012
PUNJAB	RAJANPUR	1	21/05/2012	21/05/2012							1	21/05/2012	21/05/2012
	JHANG	1	20/01/2012	20/01/2012							1	20/01/2012	20/01/2012
Grand Total		55	01/01/2012	30/11/2012	2	19/02/2012	18/04/2012	1	04/01/2012	04/01/2012	58	01/01/2012	30/11/2012

Khyber P1 case (NW/34/12/005) was identified as wild by a positive contact with date of stool collection 30/01/2012
 Khyber P1P3 case (NW/34/12/002) was identified as wild by positive contacts with date of stool collection 30/01/2012
 Karak P1 case (NW/51/12/013) was identified as wild by a positive contact with date of stool collection 08/09/2012
 Diamir P1 case (NA/31/12/004) was identified as wild by a positive contact with date of stool collection 06/09/2012