



World Health Organization – Regional Office for Eastern Mediterranean

AFP SURVEILLANCE

17-Dec-12

Week 50, ending 16 December 2012

Number 741

Table 1: Acute Flaccid Paralysis (AFP) cases by week of onset

Country	Reported AFP cases by week of onset - Week (50/12) / Ending on : (16/12/12)														
	Total AFP 2010	Total AFP 2011	Total AFP to date, 2012	W 39 30 Sep 12	W 40 07 Oct 12	W 41 14 Oct 12	W 42 21 Oct 12	W 43 28 Oct 12	W 44 04 Nov 12	W 45 11 Nov 12	W 46 18 Nov 12	W 47 25 Nov 12	W 48 02 Dec 12	W 49 09 Dec 12	W 50 16 Dec 12
Afghanistan	1572	1831	1724	33	40	40	26	26	35	27	26	23	38	21	0
Bahrain	10	10	14	0	0	1	0	0	0	0	0	0	0	1	0
Djibouti	3	6	6	0	0	0	0	1	0	0	0	0	0	0	0
Egypt	1151	1023	953	22	20	12	14	14	12	22	22	18	19	19	2
Iran	622	603	636	9	12	17	10	8	11	18	8	13	13	6	
Iraq	489	530	439	10	7	8	4	4	6	9	7	10	13	5	
Jordan ****	40	30	29	1	0	0	0	0	0	3	1	2	0	0	0
Kuwait	24	38	32	1	1	0	0	2	0	1	0	1	0	0	1
Lebanon ****	19	22	24	0	0	0	0	0	0	1	0	1	0	0	
Libya	46	35	36	0	0	0	1	0	0	1	1	2	1	1	
Morocco	100	76	66	1	0	0	0	5	2	2	1	2	0		
Oman	33	39	29	0	3	0	1	1	0	2	0	0	0	0	
Pakistan	5393	5762	4479	91	101	107	77	65	75	77	80	58	42	7	
Palestine ****	15	17	19	2	0	0	1	0	0	1	0	0	0	0	0
Qatar	5	6	12	0	0	0	0	0	0	0	0	0	0	0	0
Saudi Arabia	239	213	210	3	3	3	3	6	3	4	3	3	6	4	1
Somalia	164	172	136	5	6	4	2	3	1	5	4	2	2	0	
Sudan	408	362	360	9	6	6	6	7	6	5	4	3	4	6	0
South Sudan	310	341	281	4	6	6	5	8	2	2	0				
Syria ****	194	168	101	0	3	3	1	1	2	1	1	1	0	0	
Tunisia	57	47	60	1	0	5	1	0	2	1	0	0	2	0	
U.A.E	18	25	39	0	1	1	2	0	1	0	1	1	0	0	0
Yemen	426	386	442	11	11	3	14	2	3	5	5	7	7	1	5
Total EMR	11338	11742	10127	203	220	216	168	153	161	187	164	147	147	71	9

No data = No report received

Table 2: Confirmed polio cases by month of onset

Country	Total year 2010	Total year 2011	16/12		Confirmed polio cases by month of onset											
			2011	2012	January 2012	February 2012	March 2012	April 2012	May 2012	June 2012	July 2012	August 2012	September 2012	October 2012	November 2012	December 2012
Afghanistan	25	80	80	34	4	1	1	0	4	3	4	2	7	6	2	
Bahrain	0	0	0	0	0	0	0	0	0	0	0	0	0	0	0	
Djibouti	0	0	0	0	0	0	0	0	0	0	0	0	0	0	0	
Egypt	0	0	0	0	0	0	0	0	0	0	0	0	0	0	0	
Iran	0	0	0	0	0	0	0	0	0	0	0	0	0	0	0	
Iraq	0	0	0	0	0	0	0	0	0	0	0	0	0	0	0	
Jordan ****	0	0	0	0	0	0	0	0	0	0	0	0	0	0	0	
Kuwait	0	0	0	0	0	0	0	0	0	0	0	0	0	0	0	
Lebanon ****	0	0	0	0	0	0	0	0	0	0	0	0	0	0	0	
Libya	0	0	0	0	0	0	0	0	0	0	0	0	0	0	0	
Morocco	0	0	0	0	0	0	0	0	0	0	0	0	0	0	0	
Oman	0	0	0	0	0	0	0	0	0	0	0	0	0	0	0	
Pakistan	144	198	190	56	11	3	1	1	6	2	5	9	8	8	2	
Palestine ****	0	0	0	0	0	0	0	0	0	0	0	0	0	0	0	
Qatar	0	0	0	0	0	0	0	0	0	0	0	0	0	0	0	
Saudi Arabia	0	0	0	0	0	0	0	0	0	0	0	0	0	0	0	
Somalia	0	0	0	0	0	0	0	0	0	0	0	0	0	0	0	
Sudan	0	0	0	0	0	0	0	0	0	0	0	0	0	0	0	
South Sudan	0	0	0	0	0	0	0	0	0	0	0	0	0	0	0	
Syria ****	0	0	0	0	0	0	0	0	0	0	0	0	0	0	0	
Tunisia	0	0	0	0	0	0	0	0	0	0	0	0	0	0	0	
U.A.E	0	0	0	0	0	0	0	0	0	0	0	0	0	0	0	
Yemen	0	0	0	0	0	0	0	0	0	0	0	0	0	0	0	
Total EMR	169	278	270	90	15	4	2	1	10	5	9	11	15	14	4	0

**** UNRWA cases are included with those of country of residence



Table 3: Investigation of AFP cases with paralysis onset in 2011 & 2012 up to Week (50/12) / Ending on : (16/12/12)

COUNTRY	2011												2012												Latest line List Date				
	AFP										Specimen		Wild cases ****		AFP											Specimen		Wild cases ****	
	Total AFP cases onset 2011	Case classification					Non polio AFP rate **	AFP cases pending classification > 90 days from onset of paralysis	AFP cases pending classification and lab > 90 days from onset of paralysis	% with *** adequate specimens	Wild P1 Poliovirus	Wild P3 Poliovirus	Total AFP cases onset 2012	Case classification					Annualized Non polio AFP rate **	AFP cases pending classification > 90 days from onset of paralysis	AFP cases pending classification and lab > 90 days from onset of paralysis	% with *** adequate specimens	Wild P1 Poliovirus	Wild P3 Poliovirus					
		Total Confirmed Polio Cases *	Polio Compatible	Pending Classification	Discarded (non polio AFP)	VDPV								Total Confirmed Polio Cases *	Polio Compatible	Pending Classification	Discarded (non polio AFP)	VDPV											
Afghanistan	1831	80	13	0	1737	1	10.0	0	0	92.1	80	0	1724	34	5	91	1591	3	10.1	0	0	92.3	34	0	16/12/2012				
Bahrain	10	0	0	0	10	0	3.8	0	0	90.0	0	0	14	0	0	2	12	0	5.4	0	0	85.7	0	0	11/12/2012				
Djibouti	6	0	0	0	6	0	2.1	0	0	66.7	0	0	6	0	0	3	3	0	2.1	2	1	66.7	0	0	16/12/2012				
Egypt	1023	0	0	0	1022	1	3.3	0	0	92.6	0	0	953	0	0	55	897	1	3.1	1	0	91.3	0	0	16/12/2012				
Iran	603	0	0	0	601	2	3.1	0	0	91.4	0	0	636	0	0	32	603	2	3.4	0	0	93.7	0	0	15/12/2012				
Iraq	530	0	0	0	530	0	3.7	0	0	89.2	0	0	439	0	0	57	382	0	3.2	18	12	89.7	0	0	16/12/2012				
Jordan	30	0	0	0	30	0	1.3	0	0	96.7	0	0	29	0	0	6	23	0	1.3	0	0	86.2	0	0	16/12/2012				
Kuwait	38	0	0	0	38	0	5.1	0	0	92.1	0	0	32	0	0	2	30	0	4.4	0	0	87.5	0	0	16/12/2012				
Lebanon	22	0	0	0	22	0	2.0	0	0	45.5	0	0	24	0	0	6	18	0	2.1	4	0	50.0	0	0	15/12/2012				
Libya	35	0	0	0	35	0	1.7	0	0	100.0	0	0	36	0	0	4	32	0	1.8	0	0	97.2	0	0	15/12/2012				
Morocco	76	0	0	0	76	0	0.8	0	0	80.3	0	0	66	0	0	23	43	0	0.7	10	1	81.8	0	0	08/12/3012				
Oman	39	0	0	0	39	0	5.1	0	0	97.4	0	0	29	0	0	0	29	0	3.8	0	0	100.0	0	0	15/12/2012				
Pakistan	5762	198	31	0	5533	0	7.3	0	0	87.5	196	2	4479	56	1	278	4132	12	6.0	132	3	89.4	54 #	3 #	15/12/2012				
Palestine	17	0	0	0	17	0	1.1	0	0	100.0	0	0	19	0	0	4	15	0	1.2	0	0	94.7	0	0	16/12/2012				
Qatar	6	0	0	0	6	0	2.6	0	0	83.3	0	0	12	0	0	1	11	0	5.4	1	0	91.7	0	0	16/12/2012				
Saudi Arabia	213	0	0	0	213	0	2.5	0	0	99.1	0	0	210	0	0	38	172	0	2.5	0	0	95.7	0	0	16/12/2012				
Somalia	172	0	1	0	162	9	3.4	0	0	98.3	0	0	136	0	2	16	117	1	2.7	0	0	97.8	0	0	13/12/2012				
Sudan	362	0	0	0	362	0	2.4	0	0	96.7	0	0	360	0	0	13	346	1	2.4	0	0	96.4	0	0	16/12/2012				
South Sudan	341	0	0	0	340	1	4.5	0	0	93.3	0	0	281	0	0	19	261	1	3.5	6	0	94.3	0	0	23/11/2012				
Syria	168	0	0	0	168	0	1.7	0	0	93.5	0	0	101	0	0	8	93	0	1.0	3	0	85.1	0	0	12/12/2012				
Tunisia	47	0	0	0	47	0	1.8	0	0	93.6	0	0	60	0	0	2	58	0	2.4	1	0	78.3	0	0	14/12/2012				
U.A.E	25	0	0	0	25	0	2.5	0	0	100.0	0	0	39	0	0	0	39	0	4.0	0	0	100.0	0	0	16/12/2012				
Yemen	386	0	0	0	376	10	3.5	0	0	91.5	0	0	442	0	0	30	410	3	3.9	1	0	93.2	0	0	16/12/2012				
EMR	11742	278	45	0	11395	24	4.8	0	0	90.0	276	2	10127	90	8	690	9317	24	4.3	179	17	91.0	88	3					
2010	11338	169	31	0	11129	10	4.6	0	0	90.9	137	32																	

* Confirmed polio cases refer to wild isolation from AFP cases or from contacts of negative index AFP cases

** Non-polio AFP per 100,000 children <15 years

*** Adequate here refers to two stool specimens collected at least 24 hours apart, within 14 days of paralysis onset

**** AFP cases co infected with P1 and P3 are counted separately as wild isolates

One AFP case in Pakistan had co infection P1 & P3 from 2 contacts P1 & P3



Table 4: Investigation of contacts of AFP cases with paralysis onset in 2012 up to Week (50/12) / Ending on : (16/12/12)

Country	No. of AFP cases	No. of eligible AFP cases for contact sampling*	% of eligible AFP cases with contact samplings	% of eligible AFP cases with 3+ contacts	Total number of Contacts* *	% of contacts under 5 years	% of contacts with specimens collected within 7 days of notification of index	% Contact specimens in lab within 3 days of collection	% Contact specimens positive for NPEV	% Contact specimens positive for Sabin like virus	No. of contacts positive for wild virus	% of wild polio virus isolation from contacts	No. of Contacts positive for VDPVs	No. of -ve index AFP cases identified positive by contact	No. of district identified infected from contacts
Afghanistan	1724	132	90.9	90.2	839	94.3	74.4	30.3	24.6	5.0	3	0.4		3	1
Bahrain	14	2	50.0	0.0	1	0.0	100.0	0.0	0.0	0.0	0	0.0		0	0
Djibouti	6	2	50.0	50.0	9	77.8	100.0	0.0	0.0	50.0	0	0.0		0	0
Egypt	953	93	88.2	88.2	359	78.6	50.7	100.0	22.8	2.1	0	0.0		0	0
Iran	636	40	97.5	85.0	182	76.4	30.2	78.0	2.7	0.5	0	0.0		0	0
Iraq	439	45	73.3	53.3	103	60.2	46.6	67.4	5.6	0.0	0	0.0		0	0
Jordan	29	4	25.0	25.0	61	31.1	95.1	100.0	8.2	3.3	0	0.0		0	0
Kuwait	32	4	100.0	75.0	81	42.0	84.0	100.0	0.0	0.0	0	0.0		0	0
Lebanon	24	12	66.7	41.7	27	18.5	59.3	12.5	12.5	0.0	0	0.0		0	0
Libya	36	1	0.0	0.0	0						0			0	0
Morocco	66	12	50.0	33.3	33	42.4	27.3	96.2	0.0	0.0	0	0.0		0	0
Oman	29	0			93	77.4	96.8	100.0	9.4	1.2	0	0.0		0	0
Pakistan	4479	476	85.1	82.4	1515	91.3	63.1	66.5	26.9	3.8	7	0.5	1	4	3
Palestine	19	1	0.0	0.0	0						0			0	0
Qatar	12	1	0.0	0.0	0						0			0	0
Saudi Arabia	210	9	77.8	77.8	46	45.7	60.9	68.2	0.0	4.5	0	0.0		0	0
Somalia	136	3	100.0	100.0	406	92.6	99.3	11.7	15.5	4.4	0	0.0		0	0
Sudan	360	13	92.3	92.3	222	79.7	55.0	34.0	12.0	0.5	0	0.0		0	0
South Sudan	281	16	100.0	100.0	804	83.5	91.8	1.2	12.2	0.8	0	0.0		0	0
Syria	101	15	46.7	26.7	26	53.8	30.8	78.3	0.0	0.0	0	0.0		0	0
Tunisia	60	13	69.2	30.8	76	18.4	31.6	50.7	0.0	2.7	0	0.0		0	0
U.A.E.	39	0			0						0			0	0
Yemen	442	30	90.0	83.3	204	60.3	63.7	3.9	17.2	11.1	0	0.0		0	0
Grand Total 2012	10127	924	84.5	79.7	5087	82.6	70.2	46.5	18.8	3.3	10	0.2	1	7	4
Grand Total 2011	11742	1190	81.6	78.8	6029	85.9	69.8	50.6	18.5	3.8	33	0.6	16	18	9

* Eligible refers to AFP cases with inadequate stool specimens

** Total number of contacts from eligible AFP cases and from other AFP cases as per with country criteria for contact sampling

Last wild contacts in EMRO, 01/01/2012- 16/12/2012

Year	Country	Data Count of wild contacts	Date of Most Recent stool collection
2012	Afghanistan	3	10/11/2012
	Pakistan	7	08/10/2012
2012 Total		10	10/11/2012



Table 5: Laboratory investigation of AFP cases with paralysis onset in 2012 up to Week (50/12) / Ending on : (16/12/12)

Country	Polio laboratories Sequencing performed by CDC and RIVM laboratories	AFP cases with specimens	Preliminary virus isolation results of AFP cases						Poliovirus intratypic differentiation results #										Indicators				Latest report Date			
			Referred for ITD		NPEV only	Negative	Pending		Type 1			Type 2			Type 3			Discordant pending sequence	NPEV by PCR	Non-EV	Pending ITD	% specimens positive for NPEV*		% AFP cases with culture results within 14 days	% AFP cases with ITD results within 7 days	% AFP cases with ITD results within 45 days of onset**
			L20B+	L20B+/NPEV			received < / = 14 days	received > 14 days ago	Wild	Sabin	VDPV	Wild	Sabin	VDPV	Wild	Sabin	VDPV									
Afghanistan	RRL Pakistan	1689	114	11	324	1188	51	1	31	35				17	3	56			1			18%	100%	98%	97%	14/12/2012
Bahrain	PNL Oman	12			1	11																6%	100%		83%	17/12/2012
Djibouti	NPL Kenya	6				4		2														0%			100%	16/12/2012
Egypt***	RRL Egypt	920	20	6	173	701	17	3		11				4	1	7			1	6	3	18%	96%	100%	99%	16/12/2012
Iran	NPL Iran	643	22		20	579	20	2		7				2	2	6				10		3%	99%	100%	99%	15/12/2012
Iraq	RRL Egypt	438	18	1	57	322	24	18						1		1						13%	100%	100%	50%	16/12/2012
Jordan	RRL Tunisia	29			2	27	1															9%	97%			16/12/2012
Kuwait	RRL Kuwait	33				33																0%	67%		100%	25/11/2012
Lebanon	RRL Egypt	31			2	26	3															6%	100%		75%	16/12/2012
Libya	RRL Tunisia	38			1	34	3															3%	94%		100%	07/12/2012
Morocco	RRL Tunisia	69			1	60	4	4														3%	97%		98%	14/12/2012
Oman	NPL Oman	29	1		1	27				1												14%	100%	100%	100%	17/12/2012
Pakistan	RRL Pakistan	4622	278	28	1015	3153	148		50	101			58	12	2	119		1	8		1	20%	99%	99%	97%	14/12/2012
Palestine & UNRWA		19			3	15		1														17%	6%		78%	16/12/2012
Qatar	NPL Oman	13	1			12														1		0%	100%	100%	100%	17/12/2012
Saudi Arabia	NPL Oman	196	6		4	173		13		1			4		2							2%	96%	100%	86%	24/11/2012
Somalia	NPL Kenya	135	9		26	84	2	14		3			3	1	6							22%	2%		97%	13/12/2012
Sudan	RRL Egypt	358	6		39	300	12	1		5			1	1	2			3				11%	92%	100%	100%	16/12/2012
South Sudan	NPL Kenya	280	6		54	207		14		1			1	1	5							20%	0%		89%	23/11/2012
Syria	RRL Tunisia	97	1		3	90		3														4%	98%			13/12/2012
Tunisia	RRL Tunisia	57	2		2	51	1	1					2		1							2%	96%	50%	93%	07/12/2012
U.A.E	NPL Oman	39				39																0%	100%		92%	17/12/2012
Yemen	RRL Egypt	426	25	6	83	305	3	1		7			12	1	12	2		1	6			18%	94%	100%	91%	16/12/2012
Total EMR 2012		10179	509	52	1811	7441	289	78	81	172			105	22	2	217	2	6	21	14	1	16%	94%	99%	97%	
Total EMR 2011		11586	669	62	2056	8795			258	183	2		109	18	2	222		3	6	37	2	16%	94%	98%	94%	

* Specimens from all sources including non-AFP cases, excluding environmental samples

** This indicator reflects surveillance and laboratory activities

*** Environmental surveillance initiated in Egypt in September 2000 showed the following:

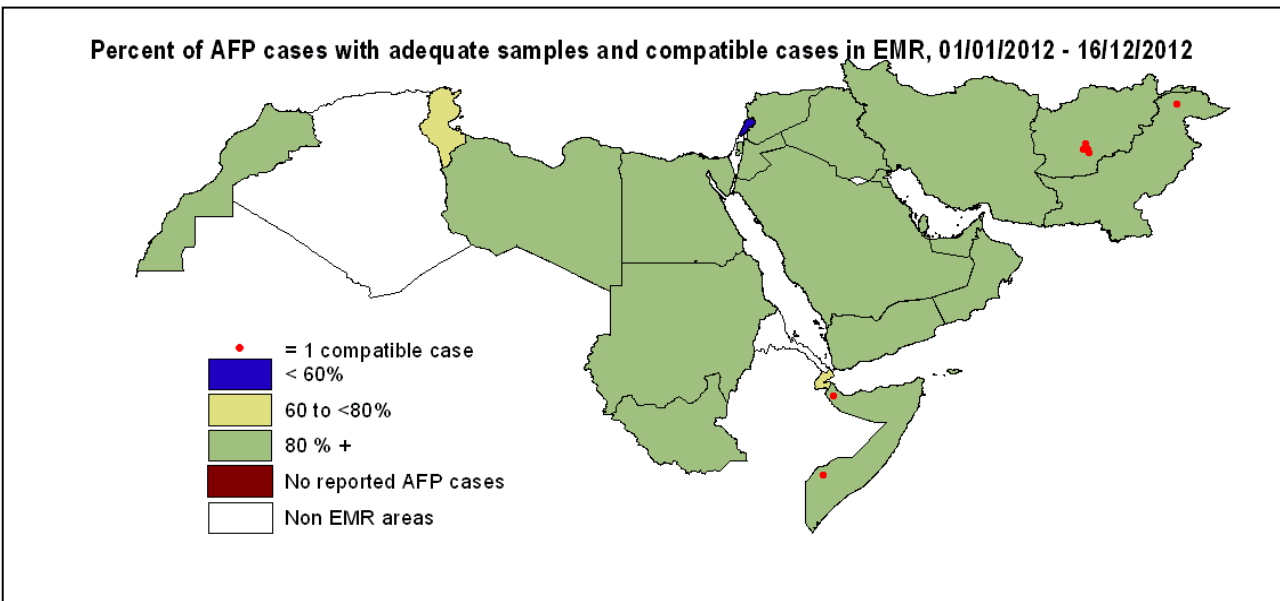
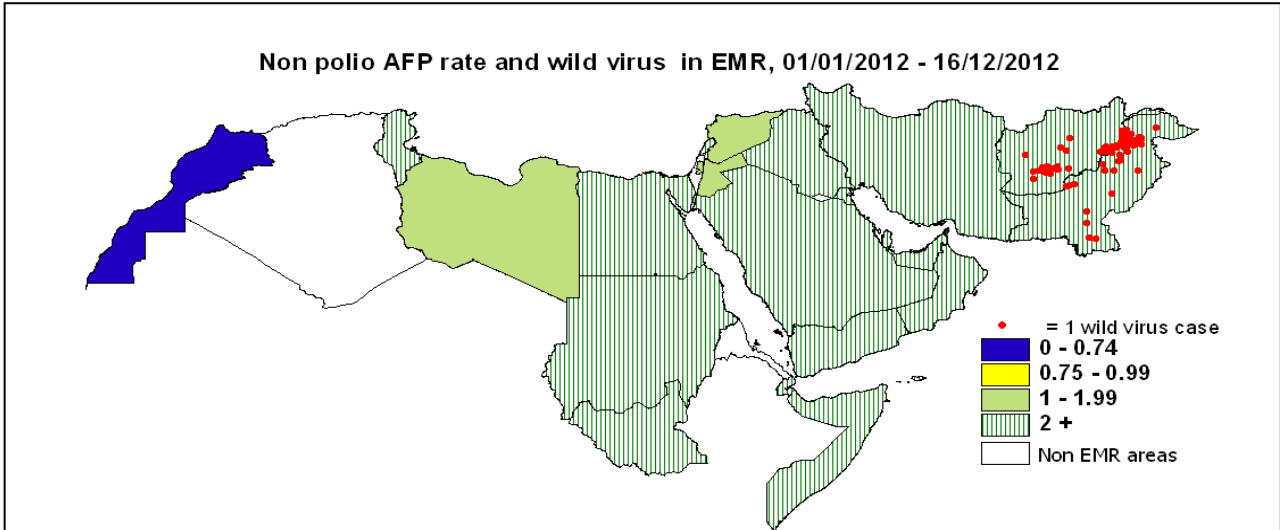
Year	2000	2001	2002	2003	2004	2005	2006	2007	2008	2009	2010	2011	2012	Grand Total
Negative	52	55	136	299	469	499	492	458	444	481	415	448	351	4599
Pending													32	32
Wild	2	75	26	12	13	2			2		1			133
Grand Total	54	130	162	311	482	501	492	458	446	481	416	448	383	4764

In 2008, out of 446 samples, 2 positive for wild virus in Giza governorate (Al Haram Site) genomic sequence data indicate importation from Ethiopia / South Sudan & Cairo governorate (Al Haggana 2) genomic sequence data indicate nearest importation from India. In 2010, 1 positive sample for wild virus in Aswan governorate (Aswan City) genomic sequence data indicate nearest importation from Sudan.

In 2012, 3 VDPVs were isolated. 2 P2 in March and May 2012 in Cairo governorate (Al Haggana) and 1 P1 in April 2012 in Alexandria governorate (Gharb).

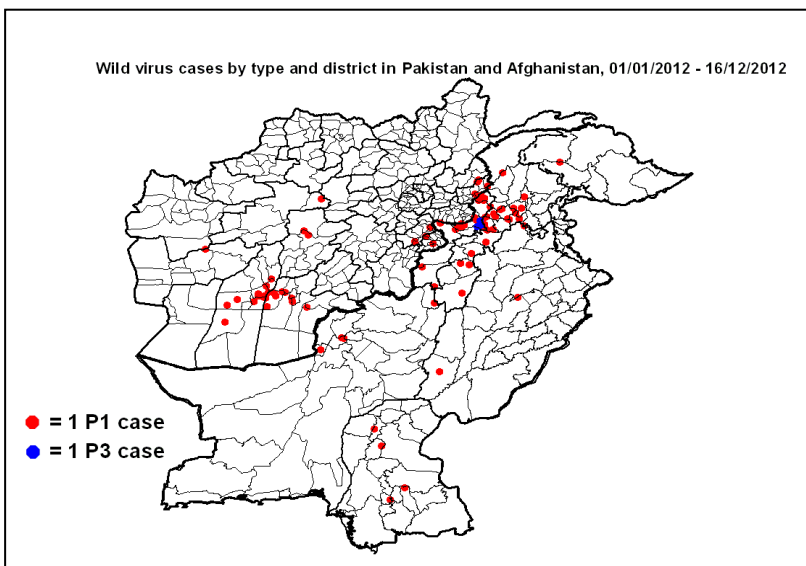
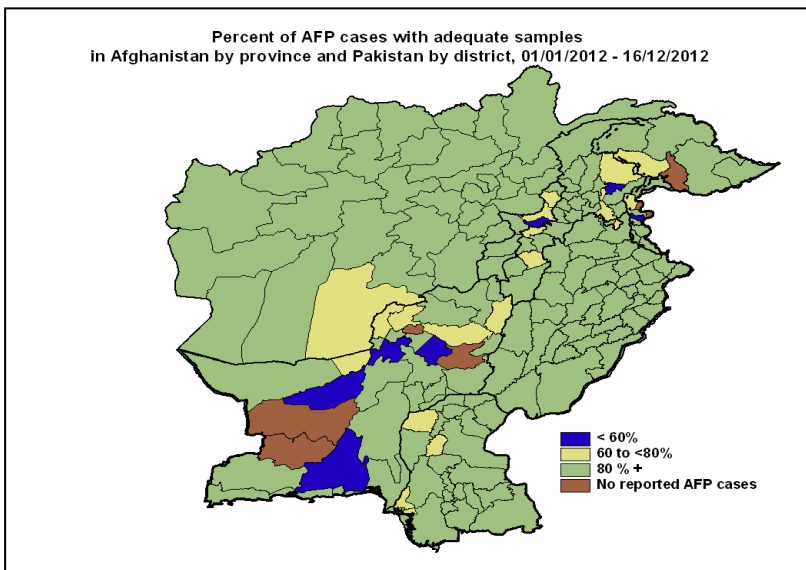
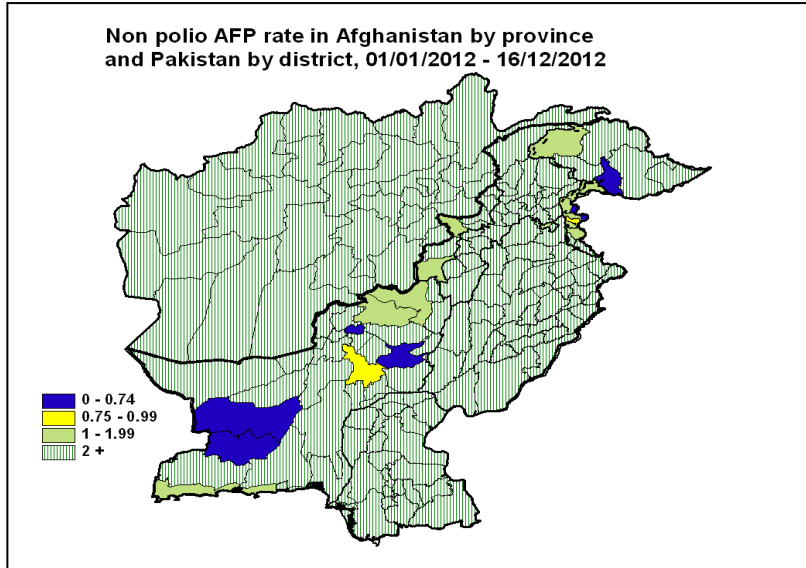
****Environmental surveillance initiated in Pakistan in August 2009 showed the following:

Year	2009				2010				2011				2012				2012							
Status	Khilbaldia Town	Khilgadap Town	Khilgulshane-Igbal Town	Lahore	Khilbaldia Town	Khilgadap Town	Khilgulshane-Igbal Town	Lahore	Peshawar	Rawalpindi	Quetta	Multan	Khilbaldia Town	Khilgadap Town	Khilgulshane-Igbal Town	Lahore	Peshawar	Rawalpindi	Quetta	Multan	Sukkur	Hyderabad	Faisalabad	
Negative	9	3	5	10	27								11	17	18	14	4	3	20	28	7		5	127
Pending																								18
Wild	1	8	7	2	18	6	20	12	6	12	5	9	9	4	28	14	19	19	11	20	21	136	79	
Grand Total	10	11	12	12	45	16	31	24	33	14	7	13	18	158	12	36	24	36	24	12	24	36	204	



Wild polio cases by country and date of onset of paralysis in EMR, 2012

Year	COUNTRY	P1			P3			P1P3			Total Count	First Case	Last Case
		Count	First Case	Last Case	Count	First Case	Last Case	Count	First Case	Last Case			
2012	AFG	34	01/01/2012	19/11/2012							34	01/01/2012	19/11/2012
	PAK	53	01/01/2012	10/11/2012	2	19/02/2012	18/04/2012	1	04/01/2012	04/01/2012	56	01/01/2012	10/11/2012
2012	Total	87	01/01/2012	19/11/2012	2	19/02/2012	18/04/2012	1	04/01/2012	04/01/2012	90	01/01/2012	19/11/2012





World Health Organization – Regional Office for Eastern Mediterranean

AFP SURVEILLANCE

Week 50, ending 16 December 2012

17-Dec-12

Number 741

Wild Polio cases by district and date of onset of paralysis, Afghanistan 2012

PROVINCE	DISTRICT	P1		
		Count	First case	Last case
HILMAND	LASHKAR GAH	1	19/11/2012	19/11/2012
	NAHRI SARRAJ	6	03/05/2012	21/10/2012
	SANGIN	1	20/07/2012	20/07/2012
	REG (H)	1	28/06/2012	28/06/2012
	NAD ALI	2	01/01/2012	23/01/2012
KHOST	MUSA KHEL	1	09/11/2012	09/11/2012
	MANDO ZAYI	1	14/09/2012	14/09/2012
KANDAHAR	KANDAHAR	2	15/01/2012	28/10/2012
	MAYWAND	7	18/05/2012	20/10/2012
	KHAKREZ	1	14/03/2012	14/03/2012
	ARGHISTAN	1	03/01/2012	03/01/2012
URUZGAN	GIZAB	2	17/09/2012	18/10/2012
PAKTYA	CHAMKANI	1	01/10/2012	01/10/2012
	JADRAN	1	15/02/2012	15/02/2012
KUNAR	MARAWARA	1	21/09/2012	21/09/2012
	BAR KUNAR	2	30/06/2012	21/07/2012
	NARI	1	01/07/2012	01/07/2012
GHOR	LAL WA SARJANGAL	1	31/08/2012	31/08/2012
FARAH	BALA BULUK	1	02/06/2012	02/06/2012
Grand Total		34	01/01/2012	19/11/2012

Maywand P1 case (AFG/08/12/216) was identified as wild by a positive contact with date of stool collection 08/09/2012
 Lal Wa Sarjangal P1 case (AFG/03/12/216) was identified as wild by a positive contact with date of stool collection 09/09/2012
 Maywand P1 case (AFG/08/12/289) was identified as wild by a positive contact with date of stool collection 10/11/2012

Wild Polio cases by district and date of onset of paralysis, Pakistan 2012

PROVINCE	DISTRICT	P1			P3			P1P3			Total Count	First case	Last case
		Count	First case	Last case	Count	First case	Last case	Count	First case	Last case			
FATA	MOHMAND	1	10/11/2012	10/11/2012							1	10/11/2012	10/11/2012
	KHYBER	8	06/01/2012	17/10/2012	2	19/02/2012	18/04/2012	1	04/01/2012	04/01/2012	11	04/01/2012	17/10/2012
	BAJOUR	5	12/07/2012	09/10/2012							5	12/07/2012	09/10/2012
	KURRAM	1	25/09/2012	25/09/2012							1	25/09/2012	25/09/2012
	WAZIR-S	1	13/05/2012	13/05/2012							1	13/05/2012	13/05/2012
	WAZIR-N	1	10/02/2012	10/02/2012							1	10/02/2012	10/02/2012
KHYBER PAKHTOON	MARDAN	4	21/07/2012	03/11/2012							4	21/07/2012	03/11/2012
	PESHAWAR	5	10/01/2012	27/10/2012							5	10/01/2012	27/10/2012
	SWABI	3	22/08/2012	23/10/2012							3	22/08/2012	23/10/2012
	BUNIR	1	14/10/2012	14/10/2012							1	14/10/2012	14/10/2012
	TORGHAR	2	09/08/2012	26/09/2012							2	09/08/2012	26/09/2012
	DIRUPPER	1	14/09/2012	14/09/2012							1	14/09/2012	14/09/2012
	CHARSADA	2	12/07/2012	13/09/2012							2	12/07/2012	13/09/2012
	SHANGLA	1	25/08/2012	25/08/2012							1	25/08/2012	25/08/2012
	HARIPUR	1	20/08/2012	20/08/2012							1	20/08/2012	20/08/2012
	KARAK	1	10/08/2012	10/08/2012							1	10/08/2012	10/08/2012
	LAKKIMRWT	2	16/01/2012	19/07/2012							2	16/01/2012	19/07/2012
BALOCHISTAN	DIKHAN	1	11/01/2012	11/01/2012							1	11/01/2012	11/01/2012
	KOHAT	1	11/01/2012	11/01/2012							1	11/01/2012	11/01/2012
SINDH	SHARANI	1	02/10/2012	02/10/2012							1	02/10/2012	02/10/2012
	QUETTA	3	01/01/2012	22/06/2012							3	01/01/2012	22/06/2012
GILGIT BALTISTAN	NFEROZ	1	09/09/2012	09/09/2012							1	09/09/2012	09/09/2012
	LARKANA	1	21/05/2012	21/05/2012							1	21/05/2012	21/05/2012
	HYDERABAD	1	27/01/2012	27/01/2012							1	27/01/2012	27/01/2012
	MIRPURKHAS	1	03/01/2012	03/01/2012							1	03/01/2012	03/01/2012
PUNJAB	DIAMIR	1	06/08/2012	06/08/2012							1	06/08/2012	06/08/2012
PUNJAB	RAJANPUR	1	21/05/2012	21/05/2012							1	21/05/2012	21/05/2012
	JHANG	1	20/01/2012	20/01/2012							1	20/01/2012	20/01/2012
Grand Total		53	01/01/2012	10/11/2012	2	19/02/2012	18/04/2012	1	04/01/2012	04/01/2012	56	01/01/2012	10/11/2012

Khyber P1 case (NW/34/12/005) was identified as wild by a positive contact with date of stool collection 30/01/2012
 Khyber P1P3 case (NW/34/12/002) was identified as wild by positive contacts with date of stool collection 30/01/2012
 Karak P1 case (NW/51/12/013) was identified as wild by a positive contact with date of stool collection 08/09/2012
 Diamir P1 case (NA/31/12/004) was identified as wild by a positive contact with date of stool collection 06/09/2012