



World Health Organization – Regional Office for Eastern Mediterranean

AFP SURVEILLANCE

5-Nov-12

Week 44, ending 04 November 2012

Number 735

Table 1: Acute Flaccid Paralysis (AFP) cases by week of onset

Country	Reported AFP cases by week of onset - Week (44/12) / Ending on : (04/11/12)														
	Total AFP 2010	Total AFP 2011	Total AFP to date, 2012	W 33 19 Aug 12	W 34 26 Aug 12	W 35 02 Sep 12	W 36 09 Sep 12	W 37 16 Sep 12	W 38 23 Sep 12	W 39 30 Sep 12	W 40 07 Oct 12	W 41 14 Oct 12	W 42 21 Oct 12	W 43 28 Oct 12	W 44 04 Nov 12
Afghanistan	1572	1831	1536	17	26	47	33	53	32	32	41	39	19	15	2
Bahrain	10	10	13	0	0	0	0	0	0	0	0	1	0	0	0
Djibouti	3	6	5	0	0	0	0	1	0	0	0	0	0	0	
Egypt	1151	1023	843	7	13	16	19	20	23	22	20	12	14	13	5
Iran	622	603	558	8	16	14	13	9	10	9	12	17	9	0	0
Iraq	489	530	382	5	12	9	5	12	4	7	7	7	4	2	
Jordan ****	40	30	23	1	0	0	0	0	0	1	0	0	0		
Kuwait	24	38	27	0	0	0	1	0	0	1	1	0			
Lebanon ****	19	22	22	1	0	1	0	0	0	0	0	0	0	0	
Libya	46	35	30	0	0	0	1	0	0	0	0	0	1	0	
Morocco	100	76	54	0	1	0	0	1	0	1	0	0			
Oman	33	39	27	0	0	1	0	0	2	0	3	0	1	1	0
Pakistan	5393	5762	3923	67	111	90	96	106	89	80	76	74	43	2	0
Palestine ****	15	17	18	0	0	0	0	0	0	2	0	0	1	0	0
Qatar	5	6	12	0	0	0	0	0	1	0	0	0	0	0	0
Saudi Arabia	239	213	181	3	3	2	5	4	1	3	3	3	3	1	0
Somalia	164	172	120	1	2	4	2	1	2	5	6	4	2	1	
Sudan	408	362	322	3	5	14	2	6	7	9	5	5	4	1	0
South Sudan	310	341	264	7	6	6	7	5	8	4	6	6	1	0	
Syria ****	194	168	94	1	0	1	1	3	1	0	3	3	1	0	0
Tunisia	57	47	54	0	3	2	1	0	0	1	0	5	1	0	
U.A.E	18	25	35	0	0	0	2	0	1	0	1	1	1	0	0
Yemen	426	386	401	4	14	12	13	12	19	11	10	3	10	1	0
Total EMR	11338	11742	8944	125	212	219	201	233	200	188	194	180	115	37	7

No data = No report received

Table 2: Confirmed polio cases by month of onset

Country	Total year 2010	Total year 2011	04/11		Confirmed polio cases by month of onset											
			2011	2012	December 2011	January 2012	February 2012	March 2012	April 2012	May 2012	June 2012	July 2012	August 2012	September 2012	October 2012	November 2012
Afghanistan	25	80	58	27	10	4	1	1	0	4	3	4	2	7	1	
Bahrain	0	0	0	0	0	0	0	0	0	0	0	0	0	0		
Djibouti	0	0	0	0	0	0	0	0	0	0	0	0	0		0	
Egypt	0	0	0	0	0	0	0	0	0	0	0	0	0			
Iran	0	0	0	0	0	0	0	0	0	0	0	0	0			
Iraq	0	0	0	0	0	0	0	0	0	0	0	0	0	0		
Jordan ****	0	0	0	0	0	0	0	0	0	0	0	0	0			
Kuwait	0	0	0	0	0	0	0	0	0	0	0	0	0	0		
Lebanon ****	0	0	0	0	0	0	0	0	0	0	0	0	0	0		
Libya	0	0	0	0	0	0	0	0	0	0	0	0	0	0		
Morocco	0	0	0	0	0	0	0	0	0	0	0	0	0	0		
Oman	0	0	0	0	0	0	0	0	0	0	0	0	0	0		
Pakistan	144	198	161	48	21	11	3	1	1	6	2	5	9	8	2	
Palestine ****	0	0	0	0	0	0	0	0	0	0	0	0	0	0		
Qatar	0	0	0	0	0	0	0	0	0	0	0	0	0	0	0	
Saudi Arabia	0	0	0	0	0	0	0	0	0	0	0	0	0	0		
Somalia	0	0	0	0	0	0	0	0	0	0	0	0	0	0		
Sudan	0	0	0	0	0	0	0	0	0	0	0	0	0	0		
South Sudan	0	0	0	0	0	0	0	0	0	0	0	0	0	0		
Syria ****	0	0	0	0	0	0	0	0	0	0	0	0	0	0		
Tunisia	0	0	0	0	0	0	0	0	0	0	0	0	0	0		
U.A.E	0	0	0	0	0	0	0	0	0	0	0	0	0	0		
Yemen	0	0	0	0	0	0	0	0	0	0	0	0	0	0		
Total EMR	169	278	219	75	31	15	4	2	1	10	5	9	11	15	3	0

**** UNRWA cases are included with those of country of residence



Table 3: Investigation of AFP cases with paralysis onset in 2011 & 2012 up to Week (44/12) / Ending on : (04/11/12)

COUNTRY	2011												2012												Latest line List Date				
	AFP										Specimen		Wild cases ****		AFP											Specimen		Wild cases ****	
	Total AFP cases onset 2011	Case classification					Non polio AFP rate **	AFP cases pending classification > 90 days from onset of paralysis	AFP cases pending classification and lab > 90 days from onset of paralysis	% with *** adequate specimens	Wild P1 Poliovirus	Wild P3 Poliovirus	Total AFP cases onset 2012	Case classification					Annualized Non polio AFP rate **	AFP cases pending classification > 90 days from onset of paralysis	AFP cases pending classification and lab > 90 days from onset of paralysis	% with *** adequate specimens	Wild P1 Poliovirus	Wild P3 Poliovirus					
		Total Confirmed Polio Cases *	Polio Compatible	Pending Classification	Discarded (non polio AFP)	VDPV								Total Confirmed Polio Cases *	Polio Compatible	Pending Classification	Discarded (non polio AFP)	VDPV											
Afghanistan	1831	80	13	0	1737	1	10.0	0	0	92.1	80	0	1536	27	4	76	1429	0	10.2	6	0	92.5	27	0	04/11/2012				
Bahrain	10	0	0	0	10	0	3.8	0	0	90.0	0	0	13	0	0	1	12	0	5.7	0	0	92.3	0	0	04/11/2012				
Djibouti	6	0	0	0	6	0	2.1	0	0	66.7	0	0	5	0	0	2	3	0	2.0	1	0	80.0	0	0	28/10/2012				
Egypt	1023	0	0	0	1022	1	3.3	0	0	92.6	0	0	843	0	0	80	763	0	3.1	0	0	90.0	0	0	03/11/2012				
Iran	603	0	0	0	601	2	3.1	0	0	91.4	0	0	558	0	0	21	536	2	3.4	1	0	93.0	0	0	04/11/2012				
Iraq	530	0	0	0	530	0	3.7	0	0	89.2	0	0	382	0	0	37	345	0	3.1	17	9	88.7	0	0	01/11/2012				
Jordan	30	0	0	0	30	0	1.3	0	0	96.7	0	0	23	0	0	3	20	0	1.1	1	0	87.0	0	0	24/10/2012				
Kuwait	38	0	0	0	38	0	5.1	0	0	92.1	0	0	27	0	0	2	25	0	4.2	0	0	85.2	0	0	14/10/2012				
Lebanon	22	0	0	0	22	0	2.0	0	0	45.5	0	0	22	0	0	11	11	0	2.1	11	0	50.0	0	0	30/10/2012				
Libya	35	0	0	0	35	0	1.7	0	0	100.0	0	0	30	0	0	1	29	0	1.7	0	0	96.7	0	0	03/11/2012				
Morocco	76	0	0	0	76	0	0.8	0	0	80.3	0	0	54	0	0	17	37	0	0.6	12	4	83.3	0	0	19/10/3012				
Oman	39	0	0	0	39	0	5.1	0	0	97.4	0	0	27	0	0	2	25	0	3.9	0	0	100.0	0	0	04/11/2012				
Pakistan	5762	198	31	0	5533	0	7.3	0	0	87.5	196	2	3923	48	1	281	3589	4	6.0	116	7	89.6	46 #	3 #	04/11/2012				
Palestine	17	0	0	0	17	0	1.1	0	0	100.0	0	0	18	0	0	3	15	0	1.3	0	0	94.4	0	0	04/11/2012				
Qatar	6	0	0	0	6	0	2.6	0	0	83.3	0	0	12	0	0	9	3	0	6.1	8	0	91.7	0	0	04/11/2012				
Saudi Arabia	213	0	0	0	213	0	2.5	0	0	99.1	0	0	181	0	0	26	155	0	2.4	0	0	95.0	0	0	04/11/2012				
Somalia	172	0	1	0	162	9	3.4	0	0	98.3	0	0	120	0	2	19	98	1	2.7	0	0	97.5	0	0	02/11/2012				
Sudan	362	0	0	0	362	0	2.4	0	0	96.7	0	0	322	0	0	11	310	1	2.5	0	0	96.6	0	0	04/11/2012				
South Sudan	341	0	0	0	340	1	4.5	0	0	93.3	0	0	264	0	0	32	231	1	3.8	3	1	94.7	0	0	02/11/2012				
Syria	168	0	0	0	168	0	1.7	0	0	93.5	0	0	94	0	0	12	82	0	1.1	1	0	86.2	0	0	04/11/2012				
Tunisia	47	0	0	0	47	0	1.8	0	0	93.6	0	0	54	0	0	2	52	0	2.5	1	0	77.8	0	0	02/11/2012				
U.A.E	25	0	0	0	25	0	2.5	0	0	100.0	0	0	35	0	0	3	32	0	4.1	0	0	100.0	0	0	04/11/2012				
Yemen	386	0	0	0	376	10	3.5	0	0	91.5	0	0	401	0	0	69	330	3	4.0	3	0	94.5	0	0	04/11/2012				
EMR	11742	278	45	0	11395	24	4.8	0	0	90.0	276	2	8944	75	7	720	8132	12	4.3	181	21	91.0	73	3					
2010	11338	169	31	0	11129	10	4.6	0	0	90.9	137	32																	

* Confirmed polio cases refer to wild isolation from AFP cases or from contacts of negative index AFP cases

** Non-polio AFP per 100,000 children <15 years

*** Adequate here refers to two stool specimens collected at least 24 hours apart, within 14 days of paralysis onset

**** AFP cases co infected with P1 and P3 are counted separately as wild isolates

One AFP case in Pakistan had co infection P1 & P3 from 2 contacts P1 & P3



Table 4: Investigation of contacts of AFP cases with paralysis onset in 2012 up to Week (44/12) / Ending on : (04/11/12)

Country	No. of AFP cases	No. of eligible AFP cases for contact sampling*	% of eligible AFP cases with contact samplings	% of eligible AFP cases with 3+ contacts	Total number of Contacts* *	% of contacts under 5 years	% of contacts with specimens collected within 7 days of notification of index	% Contact specimens in lab within 3 days of collection	% Contact specimens positive for NPEV	% Contact specimens positive for Sabin like virus	No. of contacts positive for wild virus	% of wild polio virus isolation from contacts	No. of Contacts positive for VDPVs	No. of -ve index AFP cases identified positive by contact	No. of district identified infected from contacts
Afghanistan	1536	115	90.4	89.6	727	94.4	75.2	29.8	22.9	4.3	2	0.3		2	1
Bahrain	13	1	100.0	0.0	1	0.0	100.0	0.0	0.0	0.0	0	0.0		0	0
Djibouti	5	1	100.0	100.0	9	77.8	100.0	0.0	0.0	50.0	0	0.0		0	0
Egypt	843	90	78.9	78.9	302	79.1	47.4	100.0	22.2	1.8	0	0.0		0	0
Iran	558	39	94.9	82.1	165	77.0	29.1	78.8	2.4	0.6	0	0.0		0	0
Iraq	382	43	72.1	53.5	97	62.9	47.4	67.4	5.6	0.0	0	0.0		0	0
Jordan	23	3	0.0	0.0	0						0			0	0
Kuwait	27	4	75.0	75.0	67	47.8	80.6	100.0	0.0	0.0	0	0.0		0	0
Lebanon	22	11	63.6	36.4	18	11.1	72.2	15.4	15.4	0.0	0	0.0		0	0
Libya	30	1	0.0	0.0	0						0			0	0
Morocco	54	9	55.6	33.3	29	34.5	17.2	96.2	0.0	0.0	0	0.0		0	0
Oman	27	0			93	77.4	96.8	100.0	9.4	1.2	0	0.0		0	0
Pakistan	3923	409	84.4	81.4	1282	91.3	63.4	69.0	27.6	3.0	7	0.6		4	3
Palestine	18	1	0.0	0.0	0						0			0	0
Qatar	12	1	0.0	0.0	0						0			0	0
Saudi Arabia	181	9	66.7	66.7	43	46.5	65.1	68.2	0.0	4.5	0	0.0		0	0
Somalia	120	3	100.0	100.0	355	92.4	99.2	10.1	15.7	5.2	0	0.0		0	0
Sudan	322	11	100.0	100.0	214	79.4	53.3	35.1	13.0	0.5	0	0.0		0	0
South Sudan	264	14	100.0	100.0	760	83.7	91.7	0.9	11.5	0.9	0	0.0		0	0
Syria	94	13	46.2	30.8	21	66.7	28.6	75.0	0.0	0.0	0	0.0		0	0
Tunisia	54	12	66.7	33.3	74	17.6	32.4	50.7	0.0	2.7	0	0.0		0	0
U.A.E.	35	0			0						0			0	0
Yemen	401	22	90.9	86.4	166	59.0	60.8	2.2	15.8	11.5	0	0.0		0	0
Grand Total 2012	8944	812	82.9	78.1	4423	83.3	69.9	46.4	18.5	2.9	9	0.2		6	4
Grand Total 2011	11742	1190	81.6	78.8	6029	85.9	69.8	51.2	18.6	3.8	33	0.6	16	18	9

* Eligible refers to AFP cases with inadequate stool specimens

** Total number of contacts from eligible AFP cases and from other AFP cases as per with country criteria for contact sampling

Last wild contacts in EMRO, 01/01/2012- 04/11/2012

Year	Country	Data Count of wild contacts	Date of Most Recent stool collection
2012	Pakistan	7	08/10/2012
	Afghanistan	2	09/09/2012
2012 Total		9	08/10/2012



Table 5: Laboratory investigation of AFP cases with paralysis onset in 2012 up to Week (44/12) / Ending on : (04/11/12)

Country	Polio laboratories Sequencing performed by CDC and RIVM laboratories	AFP cases with specimens	Preliminary virus isolation results of AFP cases						Poliovirus intratypic differentiation results #										Indicators				Latest report Date					
			Referred for ITD		NPEV only	Negative	Pending		Type 1			Type 2			Type 3			Discordant pending sequence	NPEV by PCR	Non-EV	Pending ITD	% specimens positive for NPEV*		% AFP cases with culture results within 14 days	% AFP cases with ITD results within 7 days	% AFP cases with ITD results within 45 days of onset**		
			L20B+	L20B+/NPEV			received < / = 14 days	received > 14 days ago	Wild	Sabin	VDPV	Wild	Sabin	VDPV	Wild	Sabin	VDPV											
Afghanistan	RRL Pakistan	1511	96	9	286	1075	44	1	25	33					8			54			1			17%	100%	99%	97%	04/11/2012
Bahrain	PNL Oman	12			1	11																		6%	100%		83%	05/11/2012
Djibouti	NPL Kenya	5				4		1																0%			100%	28/10/2012
Egypt***	RRL Egypt	825	18	5	156	615	23	8		11				3			7			1	5	3		18%	95%	100%	99%	04/11/2012
Iran	NPL Iran	568	22		20	512	14			7			1	2		6				1		10		3%	98%	100%	99%	04/11/2012
Iraq	RRL Egypt	381	13	1	51	286	6	26						1			1							14%	100%	100%	50%	01/11/2012
Jordan	RRL Tunisia	23				23																		7%	96%			04/11/2012
Kuwait	RRL Kuwait	30				28		2																1%	68%		100%	18/10/2012
Lebanon	RRL Egypt	28			2	26																		6%	100%		75%	04/11/2012
Libya	RRL Tunisia	31			1	30																		3%	94%		100%	30/10/2012
Morocco	RRL Tunisia	56				51	3	2																0%	96%		98%	02/11/2012
Oman	NPL Oman	27	1			24	2			1														12%	100%	100%	100%	05/11/2012
Pakistan	RRL Pakistan	4093	210	24	926	2778	155		42	81			31	5	2	99				8				21%	100%	99%	98%	04/11/2012
Palestine & UNRWA		18			3	14		1																18%	6%		76%	04/11/2012
Qatar	NPL Oman	13	1			12															1			0%	100%	100%	100%	05/11/2012
Saudi Arabia	NPL Oman	175	6		4	157		8		1			4			2								2%	96%	100%	86%	14/10/2012
Somalia	NPL Kenya	119	9		21	70	2	17		3			3	1		6								21%	2%		97%	02/11/2012
Sudan	RRL Egypt	321	4		39	270	6	2		4			1	1		1			3					13%	93%	100%	100%	04/11/2012
South Sudan	NPL Kenya	263	6		44	186	1	27		1			1	1		5								19%	0%		89%	02/11/2012
Syria	RRL Tunisia	89			2	81		6																2%	98%			22/10/2012
Tunisia	RRL Tunisia	53	2		2	48	1						2			1								2%	96%	50%	92%	30/10/2012
U.A.E	NPL Oman	35				31	4																	0%	100%		90%	05/11/2012
Yemen	RRL Egypt	390	25	5	76	264	7	11		7			12	1		12	2			5				18%	93%	100%	92%	04/11/2012
Total EMR 2012		9066	413	44	1634	6596	268	112	67	149			67	11	2	194	2	5	19	14			17%	94%	99%	97%		
Total EMR 2011		11586	669	62	2056	8795			258	183	2		109	18	2	222		3	6	37	2			16%	94%	98%	94%	

* Specimens from all sources including non-AFP cases, excluding environmental samples

** This indicator reflects surveillance and laboratory activities

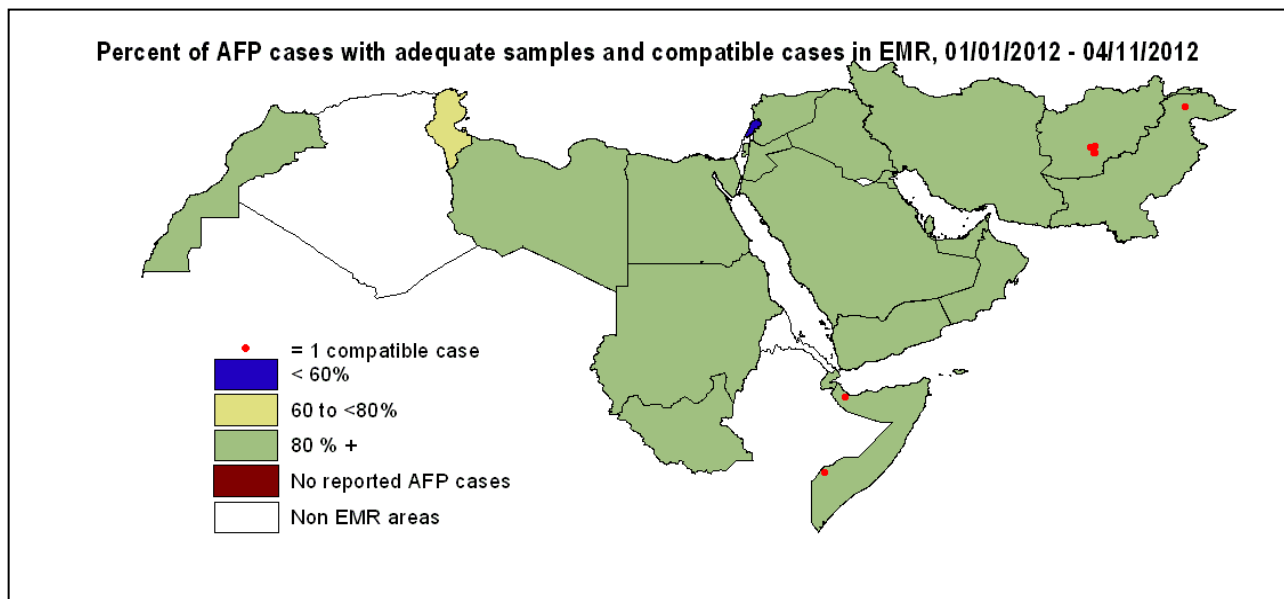
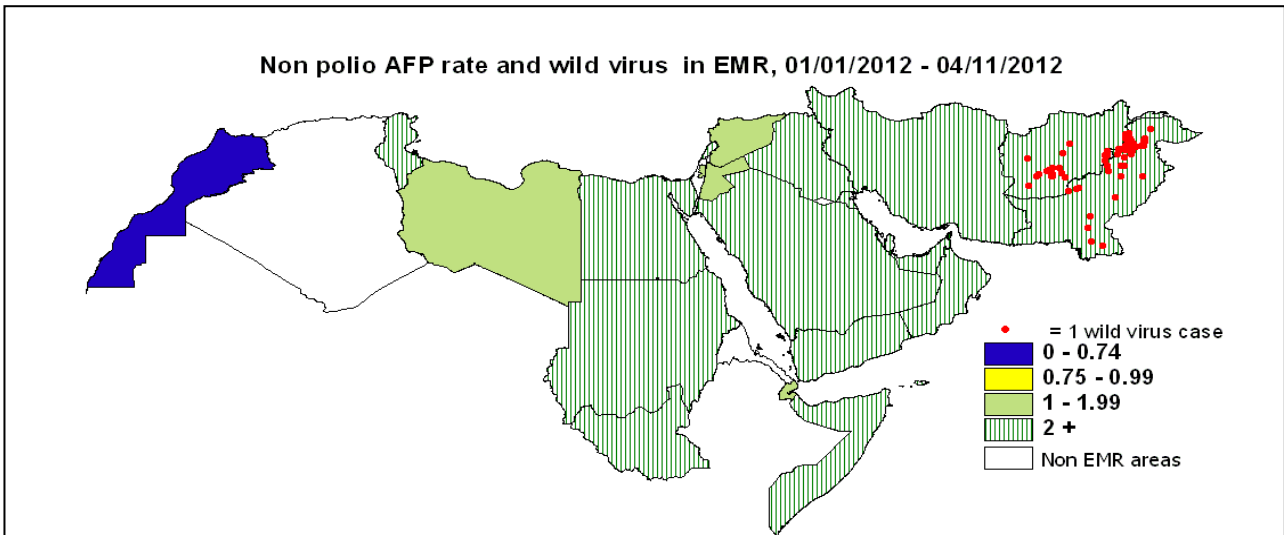
*** Environmental surveillance initiated in Egypt in September 2000 showed the following:

Year	2000	2001	2002	2003	2004	2005	2006	2007	2008	2009	2010	2011	2012	Grand Total
Negative	52	55	136	299	469	499	492	458	444	481	415	448	301	4549
Pending													40	40
Wild	2	75	26	12	13	2		2			1			133
Grand Total	54	130	162	311	482	501	492	458	446	481	416	448	341	4722

In 2008, out of 446 samples, 2 positive for wild virus in Giza governorate (Al Haram Site) genomic sequence data indicate importation from Ethiopia / South Sudan & Cairo governorate (Al Haggana 2) genomic sequence data indicate nearest importation from India. In 2010, 1 positive sample for wild virus in Aswan governorate (Aswan City) genomic sequence data indicate nearest importation from Sudan.

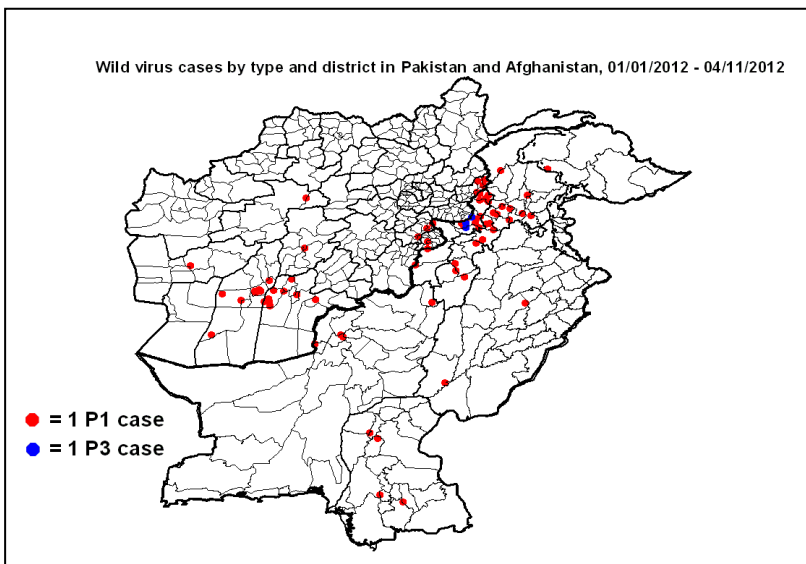
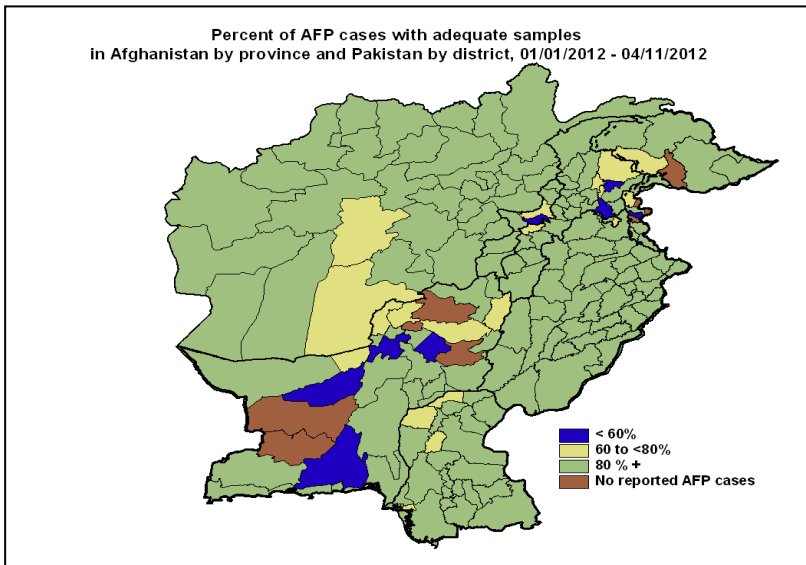
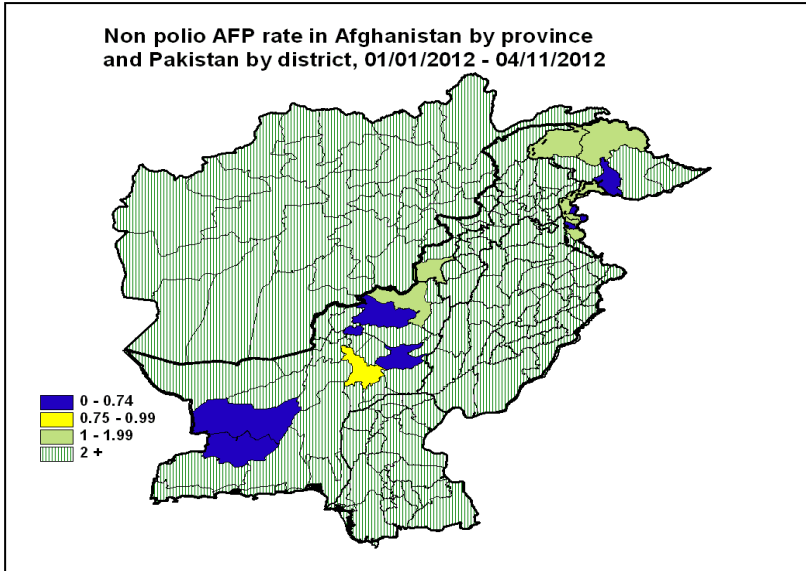
****Environmental surveillance initiated in Pakistan in August 2009 showed the following:

Year	2009				2010				2011				2012																						
Status	KhBaldia Town	KhGadap Town	KhGulshan-e-Iqbal Town	Lahore	KhBaldia Town	KhGadap Town	KhGulshan-e-Iqbal Town	Lahore	Peshawar	Rawalpindi	Quetta	Multan	KhBaldia Town	KhGadap Town	KhGulshan-e-Iqbal Town	Lahore	Peshawar	Rawalpindi	Quetta	Multan	Sukkur	Hyderabad	Faisalabad												
Negative	9	3	5	10	27	10	11	12	27	2	2	4	9	77	8	8	10	17	5	1	4	15	68	9	15	15	11	4	3	17	2	4	2	104	
Pending																									1	2	1	2	1	1	2	2	2	1	15
Wild	1	8	7	2	18	6	20	12	6	12	5	9	9	79	4	28	14	19	19	11	20	21	136	13	4	17	15	6	2	4	7	4	1	73	
Grand Total	10	11	12	12	45	16	31	24	33	14	7	13	18	156	12	36	24	36	24	12	24	36	204	10	30	20	30	20	10	21	30	13	4	4	192



Wild polio cases by country and date of onset of paralysis in EMR, 2012

Year	COUNTRY	P1			P3			P1P3			Total Count	First Case	Last Case
		Count	First Case	Last Case	Count	First Case	Last Case	Count	First Case	Last Case			
2012	AFG	27	01/01/2012	01/10/2012							27	01/01/2012	01/10/2012
	PAK	45	01/01/2012	09/10/2012	2	19/02/2012	18/04/2012	1	04/01/2012	04/01/2012	48	01/01/2012	09/10/2012
2012 Total		72	01/01/2012	09/10/2012	2	19/02/2012	18/04/2012	1	04/01/2012	04/01/2012	75	01/01/2012	09/10/2012




Wild Polio cases by district and date of onset of paralysis, Afghanistan 2012

PROVINCE	DISTRICT	P1		
		Count	First case	Last case
PAKTYA	CHAMKANI	1	01/10/2012	01/10/2012
	JADRAN	1	15/02/2012	15/02/2012
KANDAHAR	MAYWAND	6	18/05/2012	28/09/2012
	KHAKREZ	1	14/03/2012	14/03/2012
	KANDAHAR	1	15/01/2012	15/01/2012
	ARGHISTAN	1	03/01/2012	03/01/2012
KUNAR	MARAWARA	1	21/09/2012	21/09/2012
	BAR KUNAR	2	30/06/2012	21/07/2012
	NARI	1	01/07/2012	01/07/2012
URUZGAN	GIZAB	1	17/09/2012	17/09/2012
KHOST	MANDO ZAYI	1	14/09/2012	14/09/2012
GHOR	LAL WA SARJANGAL	1	31/08/2012	31/08/2012
HILMAND	SANGIN	1	20/07/2012	20/07/2012
	NAHRI SARRAJ	4	03/05/2012	05/07/2012
	REG (H)	1	28/06/2012	28/06/2012
	NAD ALI	2	01/01/2012	23/01/2012
FARAH	BALA BULUK	1	02/06/2012	02/06/2012
Grand Total		27	01/01/2012	01/10/2012

Maywand P1 case (AFG/08/12/216) was identified as wild by a positive contact with date of stool collection 08/09/2012
Lal Wa Sarjangal P1 case (AFG/03/12/216) was identified as wild by a positive contact with date of stool collection 09/09/2012

Wild Polio cases by district and date of onset of paralysis, Pakistan 2012

PROVINCE	DISTRICT	P1			P3			P1P3			Total Count	First case	Last case
		Count	First case	Last case	Count	First case	Last case	Count	First case	Last case			
FATA	BAJOUR	5	12/07/2012	09/10/2012							5	12/07/2012	09/10/2012
	KURRAM	1	25/09/2012	25/09/2012							1	25/09/2012	25/09/2012
	KHYBER	7	06/01/2012	02/07/2012	2	19/02/2012	18/04/2012	1	04/01/2012	04/01/2012	10	04/01/2012	02/07/2012
	WAZIR-S	1	13/05/2012	13/05/2012							1	13/05/2012	13/05/2012
	WAZIR-N	1	10/02/2012	10/02/2012							1	10/02/2012	10/02/2012
BALOCHISTAN	SHARANI	1	02/10/2012	02/10/2012							1	02/10/2012	02/10/2012
	QUETTA	3	01/01/2012	22/06/2012							3	01/01/2012	22/06/2012
KHYBER PAKHTOON	TORGHAR	2	09/08/2012	26/09/2012							2	09/08/2012	26/09/2012
	SWABI	2	22/08/2012	20/09/2012							2	22/08/2012	20/09/2012
	DIRUPPER	1	14/09/2012	14/09/2012							1	14/09/2012	14/09/2012
	CHARSADA	2	12/07/2012	13/09/2012							2	12/07/2012	13/09/2012
	MARDAN	2	21/07/2012	30/08/2012							2	21/07/2012	30/08/2012
	SHANGLA	1	25/08/2012	25/08/2012							1	25/08/2012	25/08/2012
	PESHAWAR	3	10/01/2012	23/08/2012							3	10/01/2012	23/08/2012
	HARIPUR	1	20/08/2012	20/08/2012							1	20/08/2012	20/08/2012
	KARAK	1	10/08/2012	10/08/2012							1	10/08/2012	10/08/2012
	LAKKIMRWT	2	16/01/2012	19/07/2012							2	16/01/2012	19/07/2012
	KOHAT	1	11/01/2012	11/01/2012							1	11/01/2012	11/01/2012
	DIKHAN	1	11/01/2012	11/01/2012							1	11/01/2012	11/01/2012
SINDH	NFEROZ	1	09/09/2012	09/09/2012							1	09/09/2012	09/09/2012
	LARKANA	1	21/05/2012	21/05/2012							1	21/05/2012	21/05/2012
	HYDERABAD	1	27/01/2012	27/01/2012							1	27/01/2012	27/01/2012
	MIRPURKHAS	1	03/01/2012	03/01/2012							1	03/01/2012	03/01/2012
GILGIT BALTIKISTAN	DIAMIR	1	06/08/2012	06/08/2012							1	06/08/2012	06/08/2012
PUNJAB	RAJANPUR	1	21/05/2012	21/05/2012							1	21/05/2012	21/05/2012
	JHANG	1	20/01/2012	20/01/2012							1	20/01/2012	20/01/2012
Grand Total		45	01/01/2012	09/10/2012	2	19/02/2012	18/04/2012	1	04/01/2012	04/01/2012	48	01/01/2012	09/10/2012

Khyber P1 case (NW/34/12/005) was identified as wild by a positive contact with date of stool collection 30/01/2012
Khyber P1P3 case (NW/34/12/002) was identified as wild by positive contacts with date of stool collection 30/01/2012
Karak P1 case (NW/51/12/013) was identified as wild by a positive contact with date of stool collection 08/09/2012
Diamir P1 case (NA/31/12/004) was identified as wild by a positive contact with date of stool collection 06/09/2012